

**Agenda**  
**Huron-Clinton Metropolitan Authority**  
**Board of Commissioners Meeting**  
**August 11, 2022 – 12:30 p.m.**

**Lake St. Clair Metropark – Thomas Welsh Activity Center (via Zoom for the public)**

<https://us02web.zoom.us/j/88520055982?pwd=cnUzK0FpM3Q1NmhOMHYrb0tKUFDLQT09>

**Meeting ID:** 885 2005 5982 / **Passcode:** HCMA2022

Dial by your location: +1 929 205 6099 (New York) / +1 301 715 8592 (Washington, D.C)

---

1. Call to Order
2. Chairperson's Statement
3. Public Participation
4. Approval – July 14, 2022 Regular and Closed Session minutes
5. Approval – August 11, 2022 Full Agenda

**Consent Agenda**

**6. Approval**

- a. Approval – July 2022 Financial Statements
- b. Approval – July 2022 Appropriation Adjustments **pg. 1**
- c. Report – Capital Project Fund Update **pg. 3**
- d. Report – Major Maintenance Update **pg. 9**
- e. Bids – Restriping Park Roads/Hike-Bike Paths/Crosswalks, Stony Creek Metropark **pg. 13**
- f. Purchases
  1. Report – Purchases over \$10,000 **pg. 14**
  2. Total Spend and Vendor Location **pg. 15**

**Regular Agenda**

**7. Reports**

**A. Financial Department**

1. Report – Monthly Financial Review **pg. 17**
2. Approval – Audit Services Contract Extension **pg. 30**

**B. Administrative Office**

1. Report – Employee Recognition **pg. 31**
2. Approval – Capital Equipment List **pg. 32**

**C. Departmental Updates**

1. Report – Natural Resources Update **pg. 38**
2. Report – Planning and Development Update **pg. 45**
3. Report – Interpretive Services Update **pg. 64**
4. Report – DEI Update **pg. 92**
5. Report – Marketing Update **pg. 96**

## 7. Reports

### D. Planning and Development

1. Approval – Dexter-Huron/Delhi Master Plan Update **pg. 101**
2. Approval – Huron Meadows Master Plan Update **pg. 122**
3. Approval – Flat Rock Water Main Easement/Lease Agreement **pg. 142**
4. Report – Visitation/Permit Scanning Update **pg. 153**
5. Report – Southeast MI Swim Program Development Plan Update **pg. 154**
6. Report – Lake St. Clair Beach Restoration Project, Avian Monitoring Update **pg. 459**

### E. Engineering Department

1. Bids – Park Entrance Road Reconstruction, Lake St. Clair **pg. 461**

## 8. Leadership Update

## 9. Other Business

## 10. Public Participation

## 11. Commissioner Comments

## 12. Motion to Adjourn

A Pension Committee and RHCT meeting is scheduled for  
**Thursday, Aug. 11, 2022 – 10:30 a.m.**  
Lake St. Clair Metropark – Thomas Welsh Activity Center

The next regular Metroparks Board meeting will take place  
**Thursday, Sept. 8, 2022 – 12:30 p.m.**  
Lake Erie Metropark – Pool Food Bar Activity Center



To: Board of Commissioners  
From: Shedreka Miller, Chief of Finance  
Subject: Approval – March Appropriation Adjustments  
Date: August 5, 2022

**Action Requested: Motion to Approve**

That the Board of Commissioners approve the July 2022 Appropriation Adjustments as recommended by Chief of Finance Shedreka Miller and staff.

**Background:** The Metroparks ERP system provides a work-flow process to facilitate departmental budget management. Requested transfers are initiated by department staff and routed to the appropriate department head/district superintendent for review and approval. Finance provides a final review of the approved requests to verify that they do not negatively impact Fund Balance.

For July, General Fund transfers resulted in \$9,220 use of fund balance per previous Board approval. Transfers were also processed within the capital project fund totaling \$44,513. Tax adjustments resulted in a net increase in fund balance of \$34,366.

The result of these changes can be seen by Accounting Function and Location in the attached chart.

**Attachment: Appropriation Adjustments**

**Huron-Clinton Metropolitan Authority  
July 2022 Appropriation Transfer Summary**

Location	Expense Increase	Expense Decrease	Difference
<b>General Fund Transfers</b>			
<b>Major Maintenance</b>			
Administrative Office	2,049	11,136	(9,087)
Lake St. Clair	6,821	-	6,821
Kensington	68,010	-	68,010
Lake Erie	851	-	851
<b>Total</b>	<b>\$ 77,731</b>	<b>\$ 11,136</b>	<b>\$ 66,596</b>
<b>Operations</b>			
Lake St. Clair	35,219	30,299	4,920
Kensington	11,460	20,460	(9,000)
Lower Huron/Willow	24,920	-	24,920
Hudson Mills	-	13,000	(13,000)
Stony Creek	23,205	20,285	2,920
Lake Erie	1,300	1,340	(40)
Indian Springs	960	-	960
Huron Meadows	1,000	2,000	(1,000)
<b>Total</b>	<b>\$ 98,064</b>	<b>\$ 87,384</b>	<b>\$ 10,680</b>
<b>Administrative</b>	-	68,056	(68,056)
<b>Total</b>	<b>\$ -</b>	<b>\$ 68,056</b>	<b>\$ (68,056)</b>
<b>Total General Fund Transfers</b>	<b>\$ 175,795</b>	<b>\$ 166,575</b>	<b>\$ 9,220</b>
<b>Capital Project Fund Transfers</b>			
Administrative	-	44,513	(44,513)
Lake St. Clair	13,859	-	13,859
Kensington	3,411	-	3,411
Lower Huron/Willow/Oakwoods	8,195	-	8,195
Hudson Mills	5,417	-	5,417
Stony Creek	9,229	-	9,229
Lake Erie	4,403	-	4,403
<b>Total</b>	<b>\$ 44,513</b>	<b>\$ 44,513</b>	<b>\$ -</b>
<b>Tax Adjustment</b>			
<b>Tax Year</b>	<b>Revenue Decrease</b>	<b>Revenue Increase</b>	<b>Net</b>
Current	-	34,376	(34,376)
Prior	10	-	10
<b>Total</b>	<b>\$ 10</b>	<b>\$ 34,376</b>	<b>\$ (34,366)</b>





To: Board of Commissioners  
From: Shedreka Miller, Chief of Finance  
Subject: Report – Capital Project Fund Update  
Date: August 5, 2022

**Action Requested: Motion to Receive and File**

That the Board of Commissioners receive and file the Capital Project Fund report as submitted by Shedreka Miller and staff.

**Background:** In 2018, the Board of Commissioners approved the creation of a capital project fund. To improve the information provided on specific capital improvement projects Finance is working on developing a monthly performance report.

The following columns of data are provided by project:

- Life-To-Date Total Project Budget
- Year-To-Date Total Project Expenditures
- Life-To-Date Total Project Expenditures
- Current Project Encumbrances (Funds committed through the purchase order process)
- Balance (Life-To-Date Budget less Life-To-Date Expenditures and Current Encumbrances)

This information has now been augmented to include the original budget. In addition, a new page has been added which provides a more detailed description of the project as well as the current status of the project and the current estimate of what year the project will be completed. It is anticipated that this additional information will allow the Board of Commissioners as well as the general public to stay up-to-date on the capital project work underway throughout the Metroparks.

Expenditures during July 2022 were primarily related to payments for contracted work. The following projects had significant expenses during the month:

- Stony Creek – Boat Launch Building Redevelopment
- Hudson Mills – Rapids View Area Development
- Willow – Park Office Building
- Kensington – West Boat Launch Accessible Kayak Launch

**Attachment: July 2022 Capital Project Fund Update**

## July Capital Project Fund Report - Project Summary

Location	Original Project Title	Project Description	Amended Budget	Available Grant Funding	Project Status	Estimated Completion Yr
Lake St Clair	Black Creek Marsh Wetland Filtration Enhancement	A natural shoreline project which will remove rip-rap, regrade slope and install native vegetation which will improved filtration of water entering the marsh and improve habitat as well as reducing erosion.	299,922	160,000	To finish in Fall	2022
Lake St Clair	Accessible Kayak Launch & Power Installation		56,151		In Design	2022
Lake St Clair	Backup Internet Fiber Installation	Comcast installation of underground fiber network	40,000		Complete	2022
Lake St Clair	Electrical Grid Replacement	Assessments, cost estimates, and project development for future projects to address electrical power infrastructure upgrades and repairs.	807,281		Currently finalizing alignment for phase I	2026
Lake St Clair	Beach Restoration	Multi-year EGLE grant project through 2023. Plantings and bird deterrents installation to improve water quality funding includes follow up water quality monitoring.	479,652	292,167	In Construction	2023
Lake St Clair	Michigan Coastal Management Program-Accessible Launch	Accessible Kayak Launch - grant application has been made to Michigan Coastal Management Program.	549,463	196,425	In Design	2023
Lake St Clair	Entrance/Office Road Reconstruction	Reconstruction of deteriorating Entrance Road, Office road	1,125,192		In Construction	2023
Lake St Clair	Wood Bridge near Interpretive Center Replacement	Replace 70'-long wood structure damaged over past 3 years due to high water. Requires permits.	62,413		Budgeted	2022
Lake St Clair	Upgrade 4th Tollbooth	Purchase new portable booth. Directional bore power to unit for RecTrac system.	27,538		Project Starting	2022
Kensington	West Boat Launch - Accessible Kayak Launch	Michigan Natural Resources Trust Fund grant funded project to develop an accessible kayak launch and associated site amenities at West Boat Launch.	425,346	154,000	In Construction	2022
Kensington	Accessible Path from N Hickory Shelter to Restroom	Pave 580 lf path from shelter to restrooms per the ADA Transition Plan.	66,273		Budgeted	2022
Kensington	Accessible Path from S Martindale Shelter to Vault & Beach	Pave 950 lf path from shelter to restrooms and beach area per the ADA Transition Plan. Include concrete work needed for access mat across beach sand.	85,954		Budgeted	2022
Kensington	Accessible Path from N Martindale Shelter to Beach	Pave 250 lf path section along parking lot to connect shelter with beach area, food bar, and bathroom.	30,212		Budgeted	2022
Dexter	Delhi Launch & Take Out Renovations	Renovation of launch area at Delhi.	306,000	153,000	Budgeted	2022
Lower Huron	North Fishing Site Redevelopment	Land and Water Conservation Fund grant funded project to improve accessibility and site amenities at the Walnut Grove Campground.	297,399	144,400	Contruccion Completed-Awaiting Grant money	2022
Lower Huron	Backup Internet Fiber Installation	Comcast installation of underground fiber network	185,362		In Construction	2022
Lower Huron	Toll Booth Replacement and Paving	Toll Booth replacement on existing pedestal at Oakwoods and Lower Huron - Beemis Road entrance.	30,685		In Construction	2022
Lower Huron	Turtle Cove Crosswalk Path	Construction of a path and crosswalk from the Foxwoods parking lot to Turtle Cove	102,770		Completed	2022
Lower Huron	Iron Bell Trail Project	Michigan Natural Resources Trust Fund grant funded project to extend the Iron Bell trail from its current terminus to the north park entrance (Huron River Drive)	845,016	488,742	In Construction	2022
Lower Huron	Walnut Grove Campground Improvements	Land and Water Conservation Fund grant funded project to improve accessibility and site amenities at the Walnut Grove Campground.	784,600	450,000	Awaiting Grant Agreement	2022
Lower Huron	Off Leash Dog Area Development	Land and Water Conservation Fund grant funded project to develop a new fenced in area for off leash dog activities	330,800	165,400	Awaiting Grant Agreement	2022
Lower Huron	New Slide Structure at Turtle Cove	Install new slide at Turtle Cover water park.	1,622,868		Project Started	2023
Lower Huron	Accessible Path from Hawthorne Glade N Shelter to Turtle Cove	Pave 1,285 lf path from shelter to restrooms and Turtle Cove area per the ADA Transition Plan.	110,813		Budgeted	2022

## July Capital Project Fund Report - Project Summary

Location	Original Project Title	Project Description	Amended Budget	Available Grant Funding	Project Status	Estimated Completion Yr
Lower Huron	Accessible Path from Tulip Tree Shelter to Restrooms	Pave 330 lf path from shelter to restrooms per the ADA Transition Plan; this area is not included in the Walnut Grove campground LWCF grant project.	31,838		Budgeted	2022
Hudson Mills	Backup Internet Fiber Installation	Comcast installation of underground fiber network	7,994		Completed	2022
Hudson Mills	Rapids View area Development	Michigan Natural Resources Trust Fund grant funded project to develop an accessible kayak launch and associated site amenities at Rapids View	674,500	226,900	In Construction	2022
Hudson Mills	Picnic Area Development at Canoe Launch	Michigan Natural Resources Trust Fund grant funded project to develop an accessible kayak launch and associated site amenities at Dexter-Huron	404,915	192,700	Awaiting Grant Agreement	2022
Hudson Mills	UST Removal	Removal of underground storage tank at Golf Course	39,131		Near Completion	2022
Hudson Mills	Replace Vault Toilet with CXT	Replace curren vault toilet with CXT.	111,866		Budgeted	2022
Hudson Mills	Accessible Access to Activity Center Shelter	Pave 320 lf path from bike trail to AC shelter to make it ADA compliant. Include accessible tables/grill & concrete pad as part of project.	40,212		Budgeted	2022
Hudson Mills	Convert Gas Storage Tanks for Above Ground	Conversion of gas storage tanks	127,273		In Design	2022
Stony Creek	Shelden Trails Redevelopment	Redevelopment of the multi-use natural surface Shelden Trails system	863,845	50,000	In Construction	2022
Stony Creek	Boat Launch Building Redevelopment	Construction of a new restroom and shade structure at the boat lauch facility	2,059,620	50,000	In Construction	2022
Stony Creek	Development of Off Leash Dog Area	Michigan Natural Resources Trust Fund grant funded project to develop a new fenced in area for off leash dog activities	271,003		Completed	2022
Stony Creek	Backup Internet Fiber Installation	Comcast installation of underground fiber network	80,000		Substantially Completed	2022
Stony Creek	26 Mile Rd. Connector - Bike Path	Transportation Alternatives Program grant (obtained by Macomb County) funded project to connect into the park from 26 Mile Road	36,932		In Construction	2022
Stony Creek	Golf Course Pumphouse & Irrigation System Replacement	Replacement of intakes, pumps, controls, piping and heads. One year of design before construction.	1,000,000		In Design	2023
Stony Creek	Accessible Path from Winter Cove N to Winter Cove S Shelters	Pave 625 lf in asphalt paths connecting both Wintercove shelters to lot, restroom and playground areas per the ADA Transition Plan.	56,153		Budgeted	2022
Stony Creek	Accessible Path from W Branch North Shelter to Restroom	Pave 310 lf asphalt paths from shelter to restroom per the ADA Transition Plan.	64,197		Completed	2022
Stony Creek	Develop Shelter in former Banquet Tent Area	Replace Banquet Tent with shelter.	500,000		Budgeted	2022
Stony Creek	Seawall Repair & Washington Twp Fire Dept Boat Pier	Repair the seawall at the Boat Launch / update parking lot lighting. Incorporate pier for Washington Twp. FD & Metroparks police boat.	572,322		Budgeted	2022
Stony Creek	Reflection Nature Trail Improvements	Removal and realignment of 1/2 mile of 6' wide asphalt path, 284 lf of 8' wide boardwalk, replacement of three existing footbridges, a 400sf overlook structure and pond dipping platform.	931,200	465,600	Budgeted	2022
Stony Creek	Hike Bike Path & Bridge Replacement btwn Winter Cove & Mt Verno	Replace with precast bridge between Wintercove and Mt. Vernon, original structure (15' x 40) is failing, uneven decking and enrty, exit points. Leading to injuries from cyclists and rollerbladers. It is no longer safe to plow during the winter. Requires permits.	80,458		Budgeted	2022
Willow	Park Office Replacement	Construction of a new park office building at the north end of Willow Metropark to replace the sub-standard legacy facility at Lower Huron Metroparks.	2,767,810		Substantially Completed	2022
Willow	Backup Internet Fiber Installation	Comcast installation of underground fiber network	0		In Review	2022

## July Capital Project Fund Report - Project Summary

Location	Original Project Title	Project Description	Amended Budget	Available Grant Funding	Project Status	Estimated Completion Yr
Willow	Big Bend Shoreline Protection	National Fish and Wildlife Foundation SE MI Resilience Fund grant project to mitigate Huron River streambank erosion and improve habitat	515,220	250,000	Design Started	2023
Willow	Washago Pond Restoration	Removal of that dam structure, sheet pile walls and docks and subsequent site restoration.	904,666		Budgeted	2022
Willow	Accessible Path from Fox Meadows N & S Shelters to Pool	Pave 650 lf asphalt paths connecting both Fox Meadows shelters to the restroom and to the pool activity area/playground per the ADA Transition Plan.	65,000		Budgeted	2022
Willow	Willow Park Office Communicaiton Conduit	Connectivity to new park office	33,808		In Construction	
Oakwoods	Backup Internet Fiber Installation	Comcast installation of underground fiber network	0		In Review	2022
Oakwoods	Accessible Nature Trail Development	Land and Water Conservation Fund grant funded project to develop an accessible nature trail and make associated site improvements	250,294	124,000	Awaiting Grant Agreement	2022
Lake Erie	Shoreline and Fish Habitat Restoration	This shoreline project will regrade the existing shoreline, install native vegetation as well as creating near-shore shoals. Channels and pools will also be created in the nearby marsh. This work will improve fish spawning habitat.	1,635,135	1,404,353	In Construction	2022
Lake Erie	Boat Launch Fish Cleaning Station	Installation of an onsite fish cleaning station at the boat launch facility	45,000	122,500	Budgeted	2023
Lake Erie	Accessible Kayak Launch with Area Development	Land and Water Conservation Fund grant funded project to develop an accessible kayak launch and associated site amenities at the Boat Launch	245,406		In Design	2023
Lake Erie	Cherry Island Nature Trail Improvements	Trail Improvements including aggregate trail from parking lot to new trail head and accessible amenities.	871,800	600,000	Awaiting Grant Agreement	2022
Lake Erie	Cove Point Vault Toilet Replacements	Cove Point vaults -removal/replacement of 2 vaults with CXTs.	105,036		Budgeted	2022
Lake Erie	Sewer Line Replacement at Boat Launch Building	Install new sewer line to service Boat Launch building, including pump upgrades and controls.	156,011		Budgeted	2022
Wolcott	Farm to Mill Trail Connector	Development of a connector trail from the Farm to the Mill. Multi year project design and construction	1,000,958		Budgeted	2024
Indian Springs	Backup Internet Fiber Installation	Comcast installation of underground fiber network	7,758		Completed	2022
Huron Meadows	Backup Internet Fiber Installation	Comcast installation of underground fiber network	0		In Review	2022
			<u>\$ 25,229,072</u>	<u>\$ 5,690,187</u>		

**Capital Project Status Report  
As of 07/31/2022**

Location	Project Title	Original Budget	Amended Budget	Year to Date Transactions	Life to Date Transactions	Life to Date Encumbrance	Remaining Budget	Available Grant Funding
Lake St Clair	Black Creek Marsh Wetland Filtration Enhancement	253,000	299,922	-	97,616	-	202,306	160,000
Lake St Clair	Accessible Kayak Launch & Power Installation	50,000	56,151	-	-	-	56,151	
Lake St Clair	Backup Internet Fiber Installation	40,000	40,000	-	-	30,815	9,185	
Lake St Clair	Electrical Grid Replacement	802,216	807,281	9,453	68,201	48,480	690,600	
Lake St Clair	Beach Restoration	400,000	479,652	30,064	332,927	134,177	12,548	292,167
Lake St Clair	Michigan Coastal Management Program-Accessible Launch	392,850	549,463	20,825	25,847	-	523,615	196,425
Lake St Clair	Entrance/Office Road Reconstruction	1,100,000	1,125,192	31,442	31,442	-	1,093,750	
Lake St Clair	Wood Bridge near Interpretive Center Replacement	62,000	62,413	413	413	-	62,000	
Lake St Clair	Upgrade 4th Tollbooth	27,500	27,538	38	38	-	27,500	
Kensington	West Boat Launch - Accessible Kayak Launch	308,000	425,346	106,029	122,485	305,211	(2,350)	154,000
Kensington	Accessible Path from N Hickory Shelter to Restroom	65,000	66,273	1,273	1,273	-	65,000	
Kensington	Accessible Path from S Martindale Shelter to Vault & Beach	85,000	85,954	954	954	-	85,000	
Kensington	Accessible Path from N Martindale Shelter to Beach	30,000	30,212	212	212	-	30,000	
Dexter	Delhi Launch & Take Out Renovations	306,000	306,000	-	-	-	306,000	153,000
Lower Huron	North Fishing Site Redevelopment	288,800	297,399	-	290,799	-	6,600	144,400
Lower Huron	Backup Internet Fiber Installation	205,000	185,362	-	150,000	33,702	1,660	
Lower Huron	Toll Booth Replacement and Paving	30,000	30,685	685	22,525	-	8,160	
Lower Huron	Turtle Cove Crosswalk Path	90,000	102,770	109,262	117,036	-	(14,265)	
Lower Huron	Iron Bell Trail Project	716,700	845,016	15,637	64,143	761,724	19,149	488,742
Lower Huron	Walnut Grove Campground Improvements	784,600	784,600	-	-	-	784,600	450,000
Lower Huron	Off Leash Dog Area Development	330,800	330,800	-	-	-	330,800	165,400
Lower Huron	New Slide Structure at Turtle Cove	1,600,000	1,622,868	78,157	78,157	913,242	631,469	
Lower Huron	Accessible Path from Hawthorne Glade N Shelter to Turtle Cove	110,000	110,813	813	813	-	110,000	
Lower Huron	Accessible Path from Tulip Tree Shelter to Restrooms	30,000	31,838	1,838	1,838	-	30,000	
Hudson Mills	Backup Internet Fiber Installation	40,000	7,994	1,370	1,370	-	6,624	
Hudson Mills	Rapids View area Development	453,800	674,500	554,964	592,394	88,423	(6,316)	226,900
Hudson Mills	Picnic Area Development at Canoe Launch	385,500	404,915	7,514	19,415	-	385,500	192,700
Hudson Mills	UST Removal	-	39,131	31,583	37,899	2,465	(1,232)	
Hudson Mills	Replace Vault Toilet with CXT	110,000	111,866	1,866	1,866	-	110,000	
Hudson Mills	Accessible Access to Activity Center Shelter	40,000	40,212	212	212	-	40,000	
Hudson Mills	Convert Gas Storage Tanks for Above Ground	150,000	127,273	-	-	-	127,273	
Stony Creek	Shelden Trails Redevelopment	182,689	863,845	(25,000)	812,360	29,500	21,985	50,000
Stony Creek	Boat Launch Building Redevelopment	1,750,000	2,059,620	821,177	1,278,290	711,961	69,369	50,000
Stony Creek	Development of Off Leash Dog Area	138,500	271,003	58,495	275,746	-	(4,743)	
Stony Creek	Backup Internet Fiber Installation	80,000	80,000	-	-	70,407	9,593	
Stony Creek	26 Mile Rd. Connector - Bike Path	-	36,932	23,009	44,873	7,120	(15,061)	
Stony Creek	Golf Course Pumphouse & Irrigation System Replacement	1,000,000	1,000,000	-	-	-	1,000,000	
Stony Creek	Accessible Path from Winter Cove N to Winter Cove S Shelters	55,000	56,153	1,153	1,153	-	55,000	
Stony Creek	Accessible Path from W Branch North Shelter to Restroom	35,000	64,197	63,487	63,487	-	710	
Stony Creek	Develop Shelter in former Banquet Tent Area	500,000	500,000	-	-	-	500,000	
Stony Creek	Seawall Repair & Washington Twp Fire Dept Boat Pier	570,000	572,322	2,322	2,322	-	570,000	
Stony Creek	Reflection Nature Trail Improvements	931,200	931,200	-	-	-	931,200	465,600
Stony Creek	Hike Bike Path & Bridge Replacement btwn Winter Cove & Mt Vernon	800,000	80,458	496	496	-	79,962	
Willow	Park Office Replacement	2,121,300	2,767,810	389,819	2,445,044	150,044	172,722	
Willow	Backup Internet Fiber Installation	40,000	-	-	-	-	-	
Willow	Big Bend Shoreline Protection	501,593	515,220	19,356	32,951	26,613	455,657	250,000
Willow	Washago Pond Restoration	903,697	904,666	969	4,666	-	900,000	
Willow	Accessible Path from Fox Meadows N & S Shelters to Pool	65,000	65,000	-	-	-	65,000	
Willow	Willow Park Office Communicaiton Conduit	-	33,808	-	-	33,808	-	
Oakwoods	Backup Internet Fiber Installation	40,000	-	-	-	-	-	
Oakwoods	Accessible Nature Trail Development	248,000	250,294	-	2,294	-	248,000	124,000
Lake Erie	Shoreline and Fish Habitat Restoration	1,600,000	1,635,135	70,498	278,380	1,094,995	261,760	1,404,353
Lake Erie	Boat Launch Fish Cleaning Station	45,000	45,000	-	-	-	45,000	

**Capital Project Status Report**  
**As of 07/31/2022**

Location	Project Title	Original Budget	Amended Budget	Year to Date Transactions	Life to Date Transactions	Life to Date Encumbrance	Remaining Budget	Available Grant Funding
Lake Erie	Accessible Kayak Launch with Area Development	245,000	245,406	-	406	-	245,000	122,500
Lake Erie	Cherry Island Nature Trail Improvements	870,800	871,800	-	-	-	871,800	600,000
Lake Erie	Cove Point Vault Toilet Replacements	100,000	105,036	5,036	5,036	-	100,000	
Lake Erie	Sewer Line Replacement at Boat Launch Building	150,000	156,011	6,011	6,011	-	150,000	
Wolcott	Farm to Mill Trail Connector	1,000,000	1,000,958	-	958	-	1,000,000	
Indian Springs	Backup Internet Fiber Installation	40,000	7,758	-	-	-	7,758	
Huron Meadows	Backup Internet Fiber Installation	80,000	-	-	-	-	-	
		<b>\$ 23,379,545</b>	<b>\$ 25,229,072</b>	<b>\$ 2,441,434</b>	<b>\$ 7,314,349</b>	<b>\$ 4,442,686</b>	<b>\$ 13,472,037</b>	<b>\$ 5,690,187</b>



To: Board of Commissioners  
From: Shedreka Miller, Chief of Finance  
Subject: Report – Major Maintenance Project Update  
Date: August 5, 2022

**Action Requested: Motion to Receive and File**

That the Board of Commissioners receive and file the Major Maintenance report as submitted by Chief of Finance Shedreka Miller and staff.

**Background:** The Metroparks track the costs associated with periodic or infrequent repairs or maintenance that do not meet the criteria for capitalization in a function of our chart of accounts known as major maintenance. We utilize a project accounting system to budget, record and report these costs. To provide the Board of Commissioners and the broader public with improved information surrounding major maintenance projects, staff has developed a monthly Major Maintenance Status Report.

This report is modeled after the Capital Project Fund report; the format includes the location, project title from the budget document, a brief description of the work, the original budget funding, the current amended budget, year-to-date transactions, life-to-date transactions, life-to-date encumbrance balance, the remaining budget and the project status.

Most major maintenance repairs are completed within one year. Occasionally projects require additional time to complete.

As of the end of July, a lot of work has been contracted or started, but year-to-date expenses are 13.9 percent of the total budget.

**Attachment: July 2022 Major Maintenance Status Report**

**Major Maintenance Status Report**  
7/31/2022

Location	Project Title	Project Description	Original Budget	Amended Budget	Year to Date Transactions	Life to Date Transactions	Life to Date Encumbrance	Remaining Budget	Project Status
Administrative Office	Interior/Exterior Door Replacement	Replace Doors	-	17,957	17,957	17,957	0	0	Completed-4/4/22
Administrative Office	Interior/Exterior Door Replacement	Replace Doors	20,000	17,951	0	0	0	17,951	
Lake St Clair	North/South Marina Dock Electrical	Replace electrical conductors that feed the power to the pedestals for boaters at the North Marina rental slips. Current electrical has been damaged due to high water levels	150,000	16,021	495	16,021	0	0	
Lake St Clair	Pool Slide Pump Conduit & Conductor Replacement	Replace pump on pool slide	-	171,122	0	171,122	0	0	Complete-2/14/22
Lake St Clair	Fishing Pier Replacements	Donation Funded project	-	189,680	87,349	93,326	96,354	0	In Progress
Lake St Clair	Beach Soil/Containment Removal	In excess of 50,000 cubic yards of seaweed and other debris have accumulated from beach cleaning	-	50,000	49,250	49,250	0	750	Completed-1/24/22
Lake St Clair	Boardwalk Re-Surface of Remaining 1,100 ft	Continuation of decking Replacement and Repairs	150,000	2,100	2,100	2,100	0	0	
Lake St Clair	Stormwater Drainage Repairs on Culverts	Replacement of deteriorated culverts throughout the park	45,000	0	0	0	0	0	
Lake St Clair	Culvert Replacement (CUL-LSC-002, 009, 029)	Replacement of old deteriorated culverts-part of plan	26,191	0	0	0	0	0	
Kensington	Dam Concrete Work	Fix concrete spalling	247,000	3,698	0	3,698	0	0	
Kensington	Restripe roadways/crosswalks parkwide, accessible parking	Replacement of faded pavement markings	25,000	279	279	279	0	0	
Kensington	Repainting of Spray zone towers and fence (at Martindale)	Painting of steel structures and fencing	100,000	0	0	0	0	0	
Kensington	Island Road repairs	Roadway Edge and Surface Repairs	438,000	410,874	15,809	15,809	395,065	0	In Progress
Kensington	Spring Hill Swing Set Replacement	Replacement of old play equipment	30,000	21,525	21,525	21,525	0	0	Awaiting Final Payment
Kensington	Golf Course Pump Control Panels	Emergency repair of pump house control panels due to flooding	-	0	99,131	18,829	0	(18,829)	Awaiting Final Payment
Kensington	Roadway Overbanding	Overbanding on Roadways throughout the park	-	19,840	19,840	19,840	0	0	Complete-6/21/22
Kensington	Service Yard Tile Field Replacement	Replace Tile at Service Yard	-	1,186	1,186	1,186	0	0	
Kensington	Trail Improvement - Martindale north to Shore Fishing	Replaces the existing failing asphalt surface on the bike trail	427,000	0	0	0	0	0	
Kensington	Shore Line Restoration (SLR-KEN-002/003)	Shoreline erosion mitigation	73,000	0	0	0	0	0	
Kensington	Boat Launch Building & Seawall Repairs	Repairs to the steel on the existing seawall	30,000	0	0	0	0	0	
Kensington	Replace culverts (CUL-Ken-041,85,89)	Replacement of old deteriorated culverts	17,000	0	0	0	0	0	
Lower Huron	Replacement of Starter Tub-Turtle Cove	Replacement of the starting tub for the Turtle Cove green tube slide. Located at the top of the slide tower, crane needed to assist in replacement.	-	53,815	44,811	53,909	0	(94)	Almost Completed
Lower Huron	Woods Creek Restroom Furnace	Install furnace in restroom closest to new Playground	-	11,265	11,265	11,265	0	0	Complete-2/3/22
Lower Huron	Turtle Cove UV Light Replacement	Replacement of ultraviolet disinfection for pool	25,000	14,299	0	0	14,299	0	In Progress
Lower Huron	Turtle Cove - Marcite Annual Repairs	General annual surface repairs	15,000	0	0	0	0	0	
Lower Huron	Turtle Cove Splash Pad Resurfacing	Splash area concrete surface coating	30,000	19,750	19,750	19,750	0	0	Complete-6/10/22
Lower Huron	Rebudget - Turtle Cove VFD Panels Replacement	Control panel variable speed drive controller replacements	35,000	33,170	33,547	0	0	33,170	In Progress



**Major Maintenance Status Report**  
7/31/2022

Location	Project Title	Project Description	Original Budget	Amended Budget	Year to Date Transactions	Life to Date Transactions	Life to Date Encumbrance	Remaining Budget	Project Status
Lower Huron	Lower Huron North End Parkway Resurfacing	Roadway surface repairs	650,000	0	0	0	0	0	
Lower Huron	Lower Huron Drainage/Culvert Replacement CUL LH 564 Camp Dr	Replacement of old deteriorated culverts	12,090	0	0	0	0	0	
Hudson Mills	Golf Starter Building Roof Replacement	Replacement of flat roof section	80,000	1,220	0	1,220	0	0	
Hudson Mills	Golf Course Pump Station Upgrades	Replacement pumps	-	66,000	0	65,000	1,000	0	In Progress
Hudson Mills	Cart Path Repairs	Asphalt cart path surface repairs	40,000	0	0	0	0	0	
Hudson Mills	Replace Outfalls (SDC-HUD-001, 009, 016) per Storm Mgmt Plan	Replacement of stormwater discharge culvert SDC) outfalls	14,000	0	0	0	0	0	
Stony Creek	Golf Course Culvert Installs for Water Drainage	Cut cart path and install culvert to eliminate wet areas	40,000	27,250	27,250	27,250	0	0	Complete-6/23/22
Stony Creek	Pavement Markings	Address worst portions of trail and roadway	-	18,950	0	15,010	3,940	0	Open
Stony Creek	Restriping of park roads, hike-bike paths & crosswalks	Restriping of pavement markings	35,000	35	35	35	0	0	
Stony Creek	Small Well Replacement	New well and controller for supplemental water well	30,000	305	305	305	0	0	
Stony Creek	Stormwater Drainage Repairs on Culverts	Replacement of deteriorated culverts	50,000	0	0	0	0	0	
Willow	Hike Bike Trail Reconstruction-Oakwoods Connector to Chestnut Rd	Hike bike trail resurface and correct drainage issue between Oakwoods and Willow Metroparks.	-	157,331	16,353	151,262	0	6,069	Completed-2/1/22
Willow	Hike Bike Trail CSX Crossing Accessibility Improvements	Trail Improvements	-	1,722	1,722	1,722	0	0	
Willow	Willow Woodscreek Trailhead Relocation	Installation of new trailhead signage	15,000	0	0	0	0	0	
Lake Erie	Marina Building Use Evaluation	Marina Building Use Evaluation	-	30,000	0	20,500	7,500	2,000	In Progress
Lake Erie	Boat Launch Sanitary Updates	Replacement of nonfunctioning sewer line and pumps	-	102	0	102	0	0	
Lake Erie	Dredge Marina Channel and Relocate Spoils pile	Dredging and moving of previous spoils piles	150,000	5,583	15,632	18,670	0	(13,087)	In Design
Lake Erie	Marcite Repair at Shallow End of Wave Pool	Total replacement of the Wave pool shallow end marcite; roughly 12,500 sq ft.	-	388,918	0	67,067	321,852	0	
Lake Erie	Wave Pool Plaza Cement Work	Various sections of cement around wave pool plaza; to include a section of the hike bike path behind pool mechanical building.	-	75,941	2,778	18,103	54,058	3,780	
Lake Erie	Museum Wall Repair	Repair of leaning patio retaining wall	100,000	1,695	1,695	1,695	0	0	
Lake Erie	Golf Maintenance Building Repairs	Repair/replace a wall, window and exterior siding of the Lake Erie golf course maintenance building.	-	23,350	23,350	23,350	0	0	
Lake Erie	Marina Boiler Vent Stack Repair	Repair of existing heating vent stack on the marina building	-	23,906	0	15,000	8,906	0	
Lake Erie	Nature trail boardwalk repairs of Northern Trapper run	Replacement of deteriorated wooded boardwalk	35,000	0	0	0	0	0	
Lake Erie	Replace electric wiring at Marina boat docks	Upgrade existing wiring to marina pedestals	50,000	0	0	0	0	0	
Lake Erie	SWMP Projects-Drainage/Culvert Replacement-LE036, 005, 006, 015	Replacement of deteriorated culverts	16,354	0	0	0	0	0	
Wolcott	Fill in Raceway at Mill	Project to look at filling in the raceway beneath the Mill	-	80,000	0	0	0	80,000	
Wolcott	Door Replacement for Dairy Barn	Replace deteriorated doors	37,800	44,911	7,111	7,111	33,060	4,740	
Indian Springs	Dome Polishing & Seal Replacement. Carpet Replacement	Polishing and resealing of the interior and exterior surface of the underwater dome	-	271,873	2,347	265,728	1,158	4,988	Completed-2/4/22

**Major Maintenance Status Report**  
7/31/2022

Location	Project Title	Project Description	Original Budget	Amended Budget	Year to Date Transactions	Life to Date Transactions	Life to Date Encumbrance	Remaining Budget	Project Status
Indian Springs	Steel Beam Repair	Steel Beam at Repair at Golf Course	-	11,700	11,700	11,700	0	0	Completed-2/14/22
Indian Springs	Pumphouse Upgrades at Golf Course	Pumps house replacement of pump, valves, and controls	431,000	0	0	0	0	0	
Indian Springs	Replace Irrigation Head control system at Golf Course	Replacement of irrigation head control system	85,000	0	0	0	0	0	
Indian Springs	Replace Culverts (CUL-IND-22,29,34)	Replace deteriorated culverts	16,000	0	0	0	0	0	
Huron Meadows	Golf Starter Building Roof Replacement	Replacement of the existing shingle roof on the starter building	75,000	25,653	76	25,653	0	0	
			<u>\$ 3,845,435</u>	<u>\$ 2,310,981</u>	<u>\$ 534,651</u>	<u>\$ 1,252,350</u>	<u>\$ 937,191</u>	<u>\$ 121,439</u>	



To: Board of Commissioners  
From: Mike Henkel, Chief of Engineering Services  
Project No: 709-22-060  
Project Title: Bids - Restriping Park Roads/Hike-Bike Paths/Crosswalks  
Project Type: Major Maintenance  
Location: Stony Creek Metropark  
Date: August 5, 2022

Quote Received: May 20,2022

**Action Requested: Motion to Approve**

That the Board of Commissioners approve a purchase order to PK Contracting, Inc. in the amount of \$35,020 as recommended by Chief of Engineering Services Mike Henkel and Staff.

**Fiscal Impact:** The project is \$20 over the \$35,000 budgeted amount. Funding is available in the major maintenance unallocated account to cover the overage.

**Scope of work:** The work includes replacing roadway pavement striping, crosswalks, stop bar, turn arrow, and symbol markings on the park roadway. The work also includes striping the bike path.

**Background:** Park staff received quotes to paint the existing pavement markings that have become faded.

<u>Contractor</u>	<u>City</u>	<u>Amount</u>
P.K. Contracting, Inc.	Troy	\$35,020.00
Industrial Commercial Striping	New Hudson	\$40,125.00
Budget Amount for Contract Services and Administration		\$35,020.00
Work Order Amount		
- Contract Amount – P.K. Contracting, Inc		\$35,020.00
- Contract Administration		<u>\$ 3,000.00</u>
o Total Proposed Work Order Amount		\$38,020.00



To: Board of Commissioners  
From: Amy McMillan, Director  
Project Title: Update – Purchases over \$10,000  
Date: August 5, 2022

**Action Requested: Receive and File**

That the Board of Commissioners receive and file the update for purchases over \$10,000, up to, and including \$25,000 as submitted by Director Amy McMillan and staff.

**Background:** On May 9, 2013, the Board approved the updated financial policy requiring the Director to notify the Board of purchases exceeding \$10,000, up to, and including \$25,000.

The following list contains purchases exceeding the \$10,000 threshold:

<u>Vendor</u>	<u>Description</u>	<u>Price</u>
1. Edgewater Resources LLC	Professional Design Services – Seawall (Kensington, Stony, Lake Erie, Lake St. Clair)	\$24,800.00
2. Par Kut International	Tollbooth Upgrade	\$19,270.00
3. Truscott Rossman Group LLC	Public Relations Service	\$18,900.00
4. Kronos SaaShr, Inc.	Annual Renewal Timecard System	\$15,331.10
5. Faith Lawn & Property Maintenance	Holiday Light Display – Wolcott	\$12,086.00



To: Board of Commissioners  
From: Amy McMillan, Director  
Project Title: Purchases – Total Spent and Vendor Locations  
Date: August 5, 2022

**Action Requested: Receive and File**

That the Board of Commissioners receive and file the update for total spent and vendor locations as submitted by Director Amy McMillan and staff.

**Background:** Each month the Purchasing Department summarizes the total amount spent on capital equipment purchases, major maintenance, and park projects and includes the location of vendors, either within or outside the Metroparks five-county region as well as the effect of DEI, living wage, and the Metroparks local preference policy.

**Attachment: Award Requests**

## Award Requests for August 2022

Vendor	Vendor Location	Description	Park Location	Total Request	Five-County	Greater Michigan	Outside Michigan	Effect of DEI, Living Wage, and Local Preference Policies
Best Aspahlt	Romulus	Road Paving	Lake St Clair	\$ 1,379,309.35	\$ 1,379,309.35			n
PK Contracting	Troy	Road pavement markings	Stony	\$ 35,020.00	\$ 35,020.00			n
<b>Totals:</b>				<b>\$ 1,414,329.35</b>	<b>\$ 1,414,329.35</b>	<b>\$ -</b>	<b>\$ -</b>	
<b>Percent of Total Award Request:</b>					100.00%	0.00%	0.00%	



To: Board of Commissioners  
From: Shedreka Miller, Chief of Finance  
Subject: Report – Monthly Financial Review  
Date: August 5, 2022

**Action Requested: Motion to Receive and File**

That the Board of Commissioners receive and file the monthly Financial Review as submitted by Chief of Finance Shedreka Miller and staff.

**Attachment: Monthly Financial Review**



# HURON-CLINTON METROPARKS JULY FINANCIAL RECAP

AUGUST 2022

Administrative Office  
13000 High Ridge Drive  
Brighton, MI 48814



[METROPARKS.COM](https://www.metroparks.com)





# TABLE OF CONTENTS

Executive Summary . . . . .	4
Administrative Revenue . . . . .	5
Park Operating Revenue . . . . .	6
Expenditures . . . . .	11

# EXECUTIVE SUMMARY

## JULY 2022 FINANCIAL RESULTS

Tax revenue collections in July were strong and remain higher than 2021 figures. We have collected 98 percent of taxes owed in 2022 compared to 96 percent collected in 2021.

For the month of July 2022, vehicle entries increased 1 percent in comparison to 2021. Tolling has increased for both daily and annual sales in comparison to 2021. July daily permit sales are 8 percent higher than 2021. July annual permit sales are 10 percent higher than 2021. YTD tolling revenue is \$583,852 or 7 percent lower than 2021 figures.

Tolling and golf are the largest contributors to operating park revenue in July 2022. Combined, tolling and golf made up 73 percent of park operating revenue. Tolling generated \$1.7 million and golf added an additional \$1.5 million. All other park operating activities produced over \$1.2 million.

The year-to-date park operating revenue of \$16.6 million is \$50,358 lower compared to 2021 and \$2.5 million higher compared to the five-year average.



Overall, year-to-date general fund expenditures are up \$1.6 million or 4.9 percent over 2021. There was a \$2.5 million increase in expenditures related to Capital Improvement Projects compared to 2021. Most of this increase is related to a board approved Capital Improvement Project at Turtle Cove.

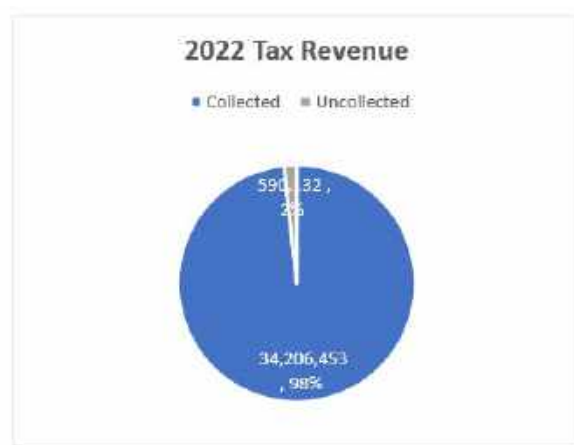
In summary, the Metroparks continue to be well positioned financially. Revenues remain strong, are higher than the five-year average, and expenditures remain within planned budgets.



# ADMINISTRATIVE REVENUE

Metroparks administrative revenue consists of all revenue sources that are not generated directly by park operations. Tax revenue accounts for the majority and is the single largest source of revenue for the Metroparks.

The amount of revenue collected as of July month end has increased compared to July 2021 month end. In 2021 we had collected 96 percent of taxes owed. In 2022, the amount is higher at 98 percent.

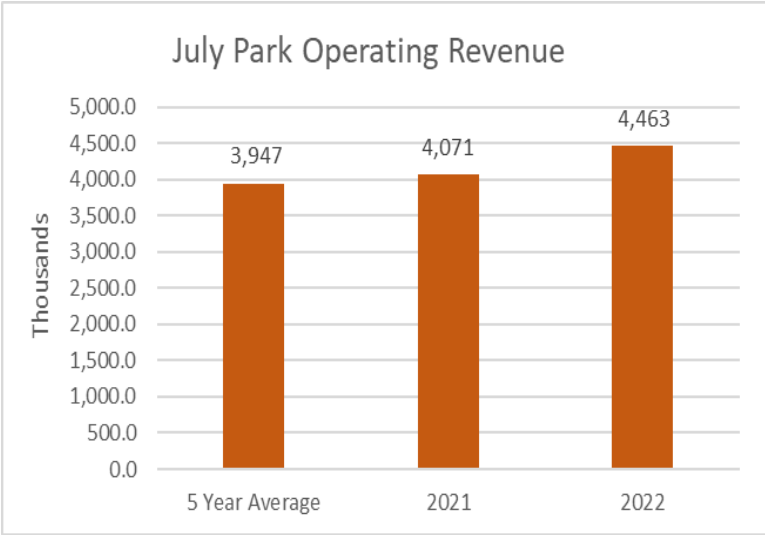


# PARK OPERATING REVENUE

## BY ACTIVITY

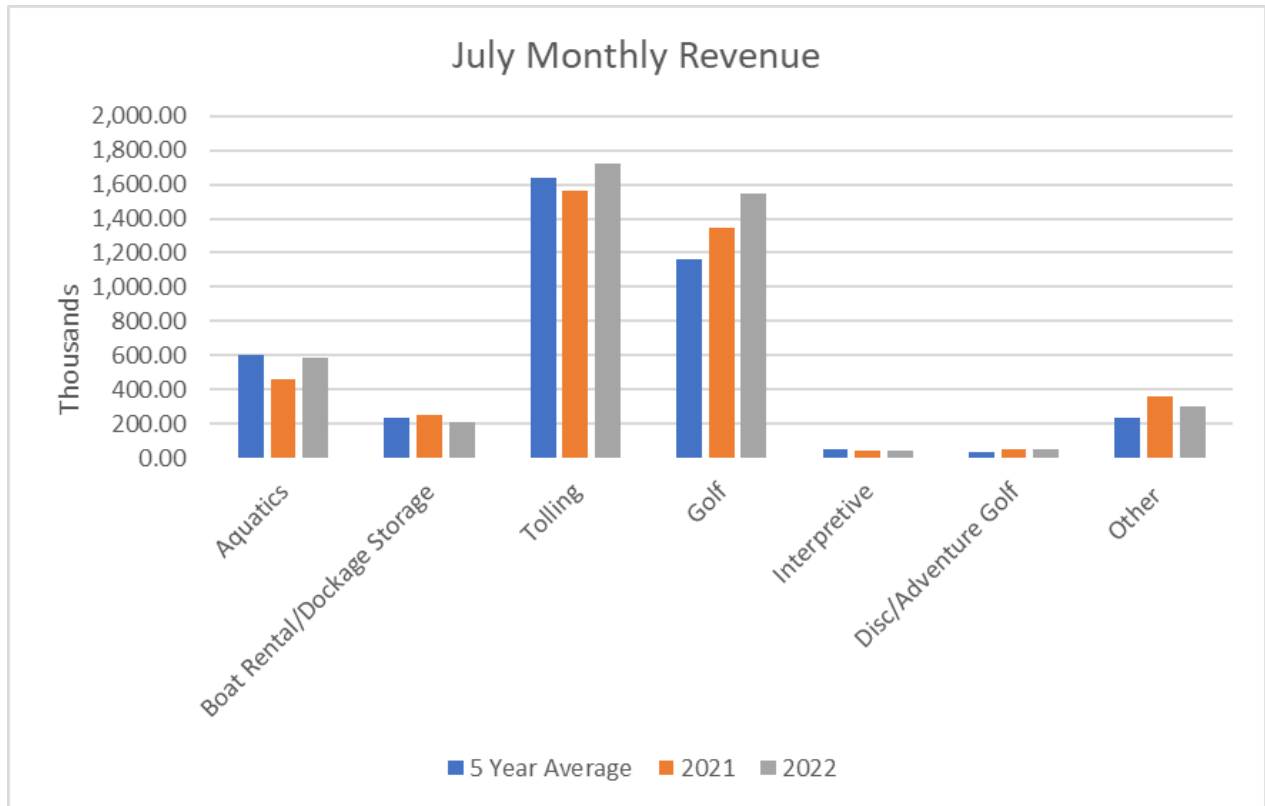
The parks generated \$4.5 million in revenue during July 2022 compared to \$4.1 million in 2021. The five-year average for operating revenue is \$3.9 million.

July park operating revenue increased \$391,788 or 9.6 percent compared to 2021 and increased \$515,581 or 13.1 percent compared to the five-year average.



Breaking down park operating revenue by the activity, the most significant source of revenue is tolling. The \$1.7 million generated was higher than 2021 by \$164,566 or 11 percent and higher by the five-year average by \$86,671 or 5 percent.

The golf and aquatics categories were the second and third largest source of operating revenue for the month. Golf revenue was \$196,826 or 15 percent higher than 2021 and \$387,549 or 33 percent higher than the five-year average. Aquatic revenue was \$126,631 or 28 percent higher than 2021 and \$16,343 or 3 percent lower than the five-year average.



# BY LOCATION

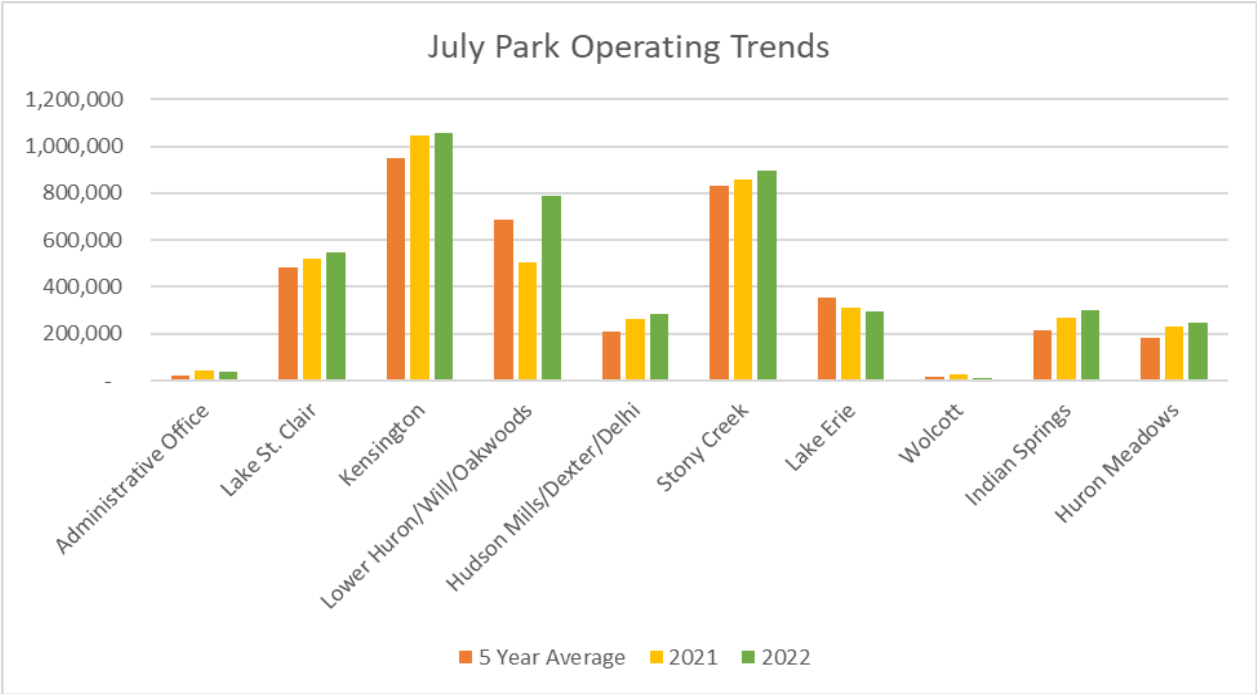
July 2022 park operating revenue increased compared to 2021 and the five-year average. The parks generated \$4.5 million in operating revenue during July 2022 compared to \$4.1 million in 2021 and \$3.9 million for the five-year average.

July 2022 operating revenue in total increased compared to July 2021 by \$391,788 or 9.6 percent and increased compared to the five-year average by \$515,581 or 13.1 percent. Kensington, Stony Creek, and Lower Huron/Willow/Oakwoods generated the most revenue for July 2022. July operating revenue for Kensington, Stony Creek and Lower Huron/Willow/Oakwoods was \$1,057,426, \$893,926, and \$789,053.

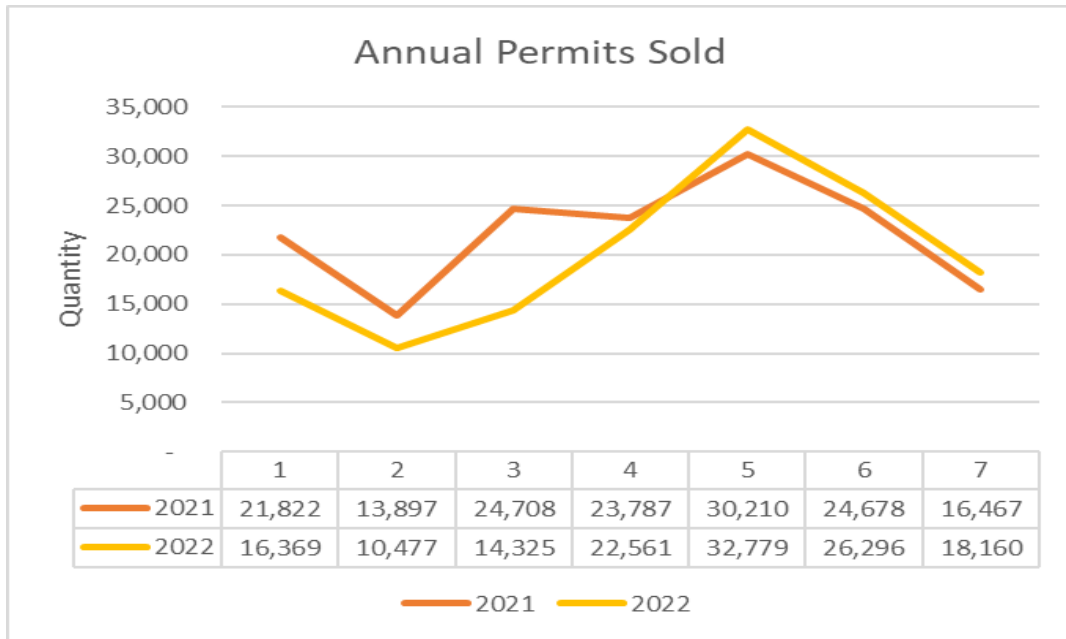
The following parks generated the highest revenue for the month of July within the past five years:

- Lake St. Clair
- Kensington
- Hudson Mills/Dexter/Delhi
- Indian Springs
- Huron Meadows

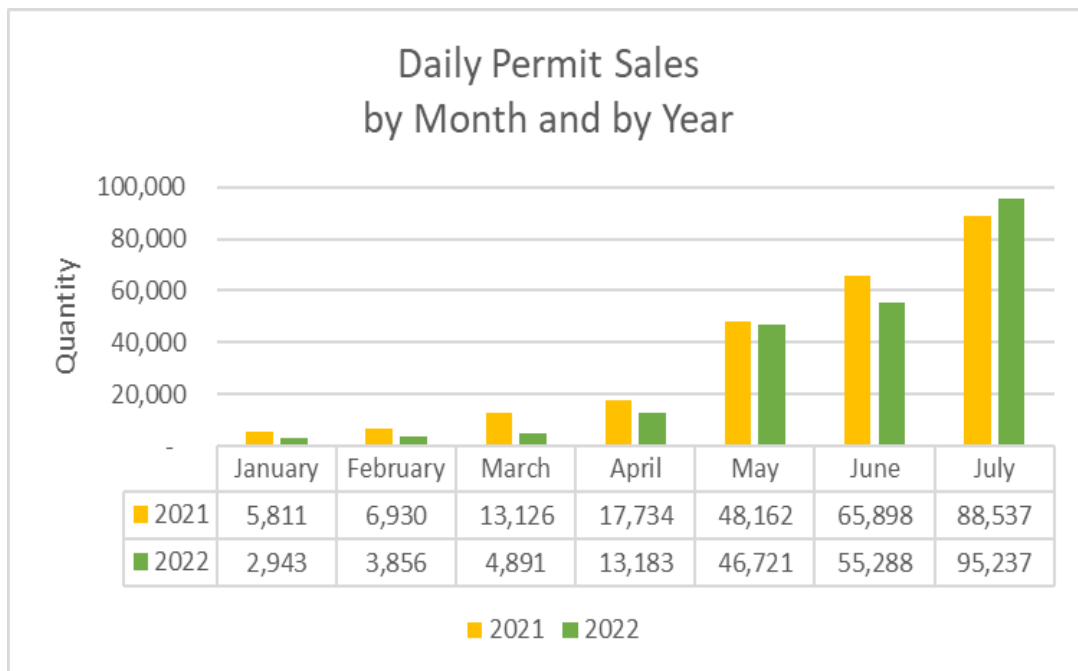
In the chart below, the variance between 2022 and 2021 figures range between an increase of \$283,000 and a decrease of \$15,000. The variance between 2022 and the five-year average ranges between an increase of \$108,000 and a decrease of \$58,000. The changes are reflected in the chart below:



The following charts graphically represent the trends and shifts in annual and daily permit sales. Year-to-date annual permit sales for 2022 are down 9 percent from 2021. Annual permit sales for July 2022 increased 10 percent compared to 2021.

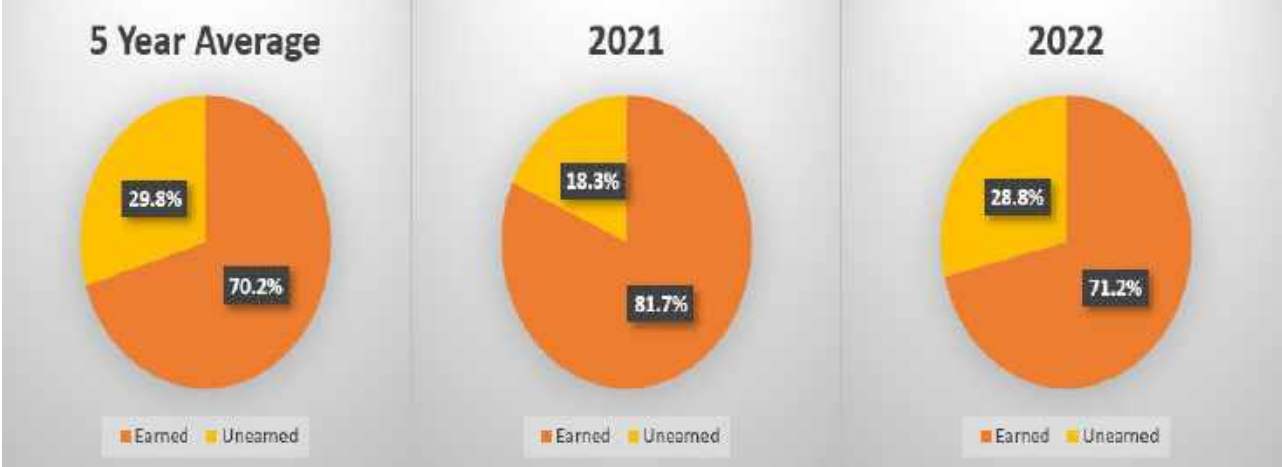


Daily permit sales in July increased 8 percent compared to 2021.





Considering year-to-date revenue, the parks show a slight decline in revenue compared to the prior year. However, the year over year variance is nearly flat. Year-to-date revenue is still higher than the five-year average. The pie charts below reflect the revenue earned at the end of July compared to the budgeted revenue not yet earned.



At the end of July 2022, we have generated 71.2 percent of budgeted operating revenue earned. We were around 81.7 percent and 70.2 percent for 2021 and the five-year average.

# EXPENDITURES

## ADMINISTRATIVE OFFICE

Overall, year-to-date Administrative Office expenditures are ahead of 2021 by \$437,318 or 8 percent. The increase is primarily related to the Huron Meadows trail connectors study, the five-year community recreation plan study, marketing expenses, and various engineering surveys/studies.

## MAJOR MAINTENANCE AND CAPITAL

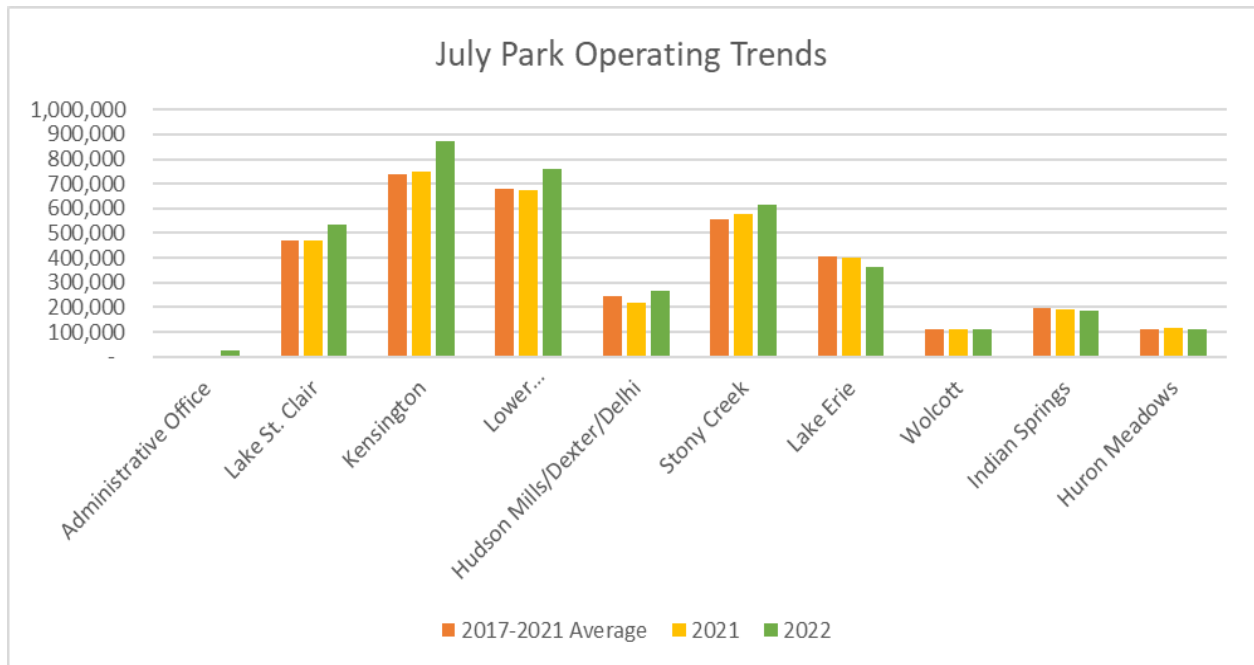
Approximately 85 percent of planned capital equipment and land acquisition purchases have been either paid for or encumbered. There weren't any payments made during the month of July.

As of the end of July, 32 percent of major maintenance projects have been either received or contracted for. July payments for major maintenance totaled over \$201,384 or 4.4 percent of the annual major maintenance budget.

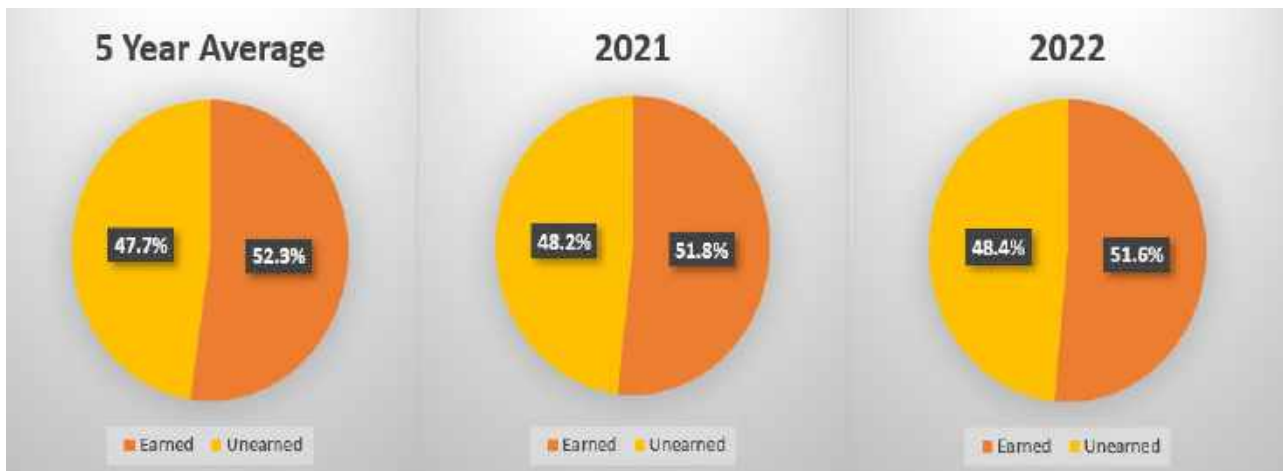
## PARK OPERATIONS

Overall, year-to-date park operation expenditures are \$937,877 or 4.9 percent higher than the 2021 year-to-date level. Increases in full-time wages/benefits, resale merchandise, equipment fuel, and utilities make up \$697,355 or 74 percent of this variance.

Looking at individual parks for the month of July, the variance in operating expenditures between 2022 and 2021 ranges between an increase of \$122,000 and a decrease of \$40,000.



At the end of July, we have used 51.6 percent of the annual budget, the amount was 51.8 percent and 52.3 percent for 2021 and the five-year average.





To: Board of Commissioners  
From: Shedreka Miller, Chief of Finance  
Subject: Approval – Audit Services Contract Extension  
Date: August 5, 2022

**Action Requested: Motion to Approve**

That the Board of Commissioners approve extending the auditing services agreement with Plante Moran PLLC for one year in the amount of \$47,500 as recommended by Chief of Finance Shedreka Miller and staff.

**Fiscal Impact:** Staff will include the agreed upon fee in the 2023 budget.

**Scope of Work:** Provide professional auditing services.

**Background:** Plante Moran PLLC is currently the Authority's auditing firm and has provided auditing services over the past three years. The original agreement with Plante Moran PLLC will expire on Sept. 30, 2022 and offers two one-year extensions.



To: Board of Commissioners  
From: Amy McMillan, Director  
Subject: Employee Recognition  
Date: August 5, 2022

**Background:** Staff will be recognizing 2022 retirees, lifeguards and Police Officers from Lake St. Clair who saved a young woman who experienced a medical emergency at the Lake St. Clair pool in June, and a Public Service Attendant who saved a child from drowning at Stony Creek in July.

**2022 Retirees**

- Leo Francis, Police Officer, Lake St. Clair
- Chuck Broderick, Park Maintenance Specialist, Hudson Mills
- Dwayne Perkins, Park Maintenance Specialist, Hudson Mills
- Mike DeGroot, Park Maintenance Supervisor, Lake St. Clair
- Dave Juchartz, District Maintenance Manager, Southern District
- Dan Boyer, Natural Resources General Supervisor, Natural Resources Crew
- Rick Garrison, Park Maintenance Specialist, Lake Erie
- James Standal, Police Officer, Wolcott Mill
- Scott Davis, Engineering Tech, Administrative Office
- Dermot Heaney, Police Officer, Hudson Mills
- Steve Binkowski, Police Officer, Stony Creek
- Jeff Brown, Western District Superintendent
- Mike Shields, Natural Resources Specialist
- Jeff Schuman, Park Operations Manager, Southern District

**Stony Creek** (near drowning at Stony Creek on July 7, 2022)

- Ava Avouris, Public Service Attendant

**Lake St. Clair** (near drowning at Lake St. Clair pool on June 26, 2022)

- Dale Diener, Lifeguard
- Kollin Girling, Lifeguard
- Zachary Moscarello, Lifeguard
- Alex Milana, Lifeguard
- Michelle Chojnowski, Police Officer



To: Board of Commissioners  
From: Amy McMillan, Michael Lyons, Shedreka Miller  
Project Title: Approval – Capital Equipment List  
Date: August 5, 2022

**Action Requested: Motion to Approve**

That the Board of Commissioners (1) approve the proposed Capital Equipment List; and (2) authorize staff to order equipment as soon as possible as recommended by Director Amy McMillan, Deputy Director Mike Lyons and Chief of Finance Shedreka Miller

**Fiscal Impact:** The proposed Capital Equipment list totals \$2,697,500, an increase of \$523,500 over the 2022 budgeted amount. This increase is due to a scheduled golf cart fleet replacement in 2023 that totals \$600,000 (there was no golf cart fleet replacement in 2022). When factoring out the golf cart fleet replacement the total 2023 Capital Equipment Request is \$2,097,500 compared to \$2,174,000 for 2022, a reduction of \$76,500 (-3.5 percent).

Staff will amend the 2022 budget in the amount of \$2,697,500 to purchase Capital Equipment for 2023. Staff estimates that the equipment will be received and paid for in 2023.

Staff is also currently waiting on pricing information to have in-car cameras installed in Police vehicles to add another layer of security and safety for our park patrons and Police Officers. If available, pricing information will be provided to the Board before the August meeting for possible approval for 2023 Capital Equipment.

**Background:** The Capital Equipment list is generally approved with the annual budget. However, staff is bringing the 2023 Capital Equipment list to the Board for approval earlier due to the extreme supply chain issues resulting in long delays. If the proposed list is approved, the Metroparks will be able to receive orders much earlier than usual or, at the very least, reserve a place in line.

Developing the 2023 Capital Equipment list began much earlier this year, and routine on-site equipment inspections started in early May (where all the equipment is evaluated). Park staff then submit equipment request forms for equipment marked for possible replacement.

The next step in the process included the Purchasing department, Equipment Maintenance Supervisor and Deputy Director meeting with park staff to evaluate the list and prioritize the requests by ranking the equipment needs.

After a review by leadership, the list is finalized, and equipment is then selected to be replaced based on several factors, including condition, age, mileage, hours of the equipment and park needs.

**Attachments: Proposed 2023 Capital Equipment List**

## 2023 Proposed Capital Equipment List

District	Park Name	Priority	HCMA#	YR/MAKE	Locale	Miles/Hours	CR/A/T	Inspection Notes	Replace with	Estimate
AO	Administrative Office	1	78	2018 Ford Explorer	Director	121208M	CR	Age, Miles, Criteria	2023 Ford Explorer (or Similar Model) Possible Hybrid	\$50,000
AO	Administrative Office	2	122	2017 Ford Explorer	Engineer	130925M	CR		2023 Ford Escape (or Similar Model)	\$35,000
AO	Natural Resources Crew		NEW	Kubota with Trax	NRC		New	Current utility vehicle to field crew	Kubota/JD	\$40,000
East	Stony Creek	1	599	2009 Ford Refuse Truck	Grds	51,925 M	CR	Packer had previous damage, refurbished, will not lift loadals	Same small packer truck purchased for LSC several years ago. #1996 2019 Ford F-550 Truck, Compactor, Rear Loading 5 yd 12000-15000 GVWR (purchase price in 2018 was 87,002 for chassis of 37,614 and body of 49,338)	\$155,000
East	Lake St. Clair	2	1814	2013 J Deere Tractor w/fork/bucket	Grds	3307 H		Lsc priority replace with john Deere or Kubota no less then 40 HP	Lsc priority replace with john Deere or Kubota no less then 40 HP	\$60,000
East	Stony Creek	3	898	2014 Bush Hog Mower	Grds	Na	CR		Brush Hog 2815	\$30,000
East	Stony Creek	5	MC2	1994 Davey Air Compressor Small Tow Behind air Compressor	Grds			Military Surplus Item replaced low powered inoperable unit. Surplus unit has become inoperable. High Demand for unit unable to be shared among locations. Difficult to rent	Similar	\$26,000
East	Wolcott	6	1797	2010 Exmark Zturn Mower	Grds	2191 H	CR	Replace with similar zero turn 72" wheel drive motor going bad	Similar	\$15,000
East	Stony Creek	7	NEW	2 Carryall 300's	Grds		New		Similar	\$22,000
East	Lake St. Clair	8	2042/NEW	2 Carryall 300's	Bldgs				Similar	\$22,000
East	Wolcott	9	1360	Club Car Carryall 500	Maint		CR	Club Car Carryall 500	Similar	\$14,000
East	Stony Creek	11	NEW	Salt Spreader	Grds			Salt Spreader for Dump Truck salter and Vibrator, add Traction.	Similar	\$18,000
East	Stony Creek	13	NEW	Ventrac Sickle Mower attachment	Grds				Similar	\$17,500
East	Stony Creek	14	800	2012 Ford Pickup F150	Golf	85725 M	CR	age wear plow truck Replace with 250 w/ plow	Similar	\$50,000
East	Lake St. Clair	15	NEW	Broom for Kubota UTV	Grds	NA	NEW		Broom for Kubota UTV	\$5,000
East	Lake St. Clair	18	1932	1994 Quincy Air Compressor	Bldgs		CR		Similar	\$7,000
East	Stony Creek	19	896	1994 Quincy Air Compressor	Garage				Similar	\$7,000

## 2023 Proposed Capital Equipment List

District	Park Name	Priority	HCMA#	YR/MAKE	Locale	Miles/Hours	CR/A/T	Inspection Notes	Replace with	Estimate
East	Stony Creek	21	401	2000 New Holland Loader/backhoe	Grds			Rusting Breaks Down, Parts not available, 4x4 not working, Replace with John Deere 310sL Loader / Backhoe	Similar	\$120,000
East	Lake St. Clair		1677	2014 Club Car Villager 6	Park Office	1883 H			transfer the one from Wolcott	\$0
PD	Police	1	615	2016 Ford Police Interceptor	LH	118067 M	CR	Unit is expected to be at or over 120,000 M by mid-2022	Ford Utility Police Interceptor with extended warranty	\$37,500
PD	Police	2	611	2017 Ford Police Interceptor	LH	114074 M	CR	Unit is expected to be at or over 120,000 M by mid-2023	Ford Utility Police Interceptor with extended warranty	\$37,500
PD	Police	3	679	2016 Ford Police Interceptor	LH	110738 M	CR	Unit is expected to be at or over 120,000 M by mid-2023	Ford Utility Police Interceptor with extended warranty	\$37,500
PD	Police	4	422	2016 Ford Police Interceptor	HM	107187 M	CR	Unit is expected to be at or over 120,000 M by mid-2023	Ford Utility Police Interceptor with extended warranty	\$37,500
South	Lower Huron/Oakwoods	1	1744	2013 GMC Pickup 4x4	Grds	93,729 M	CR	Severe duty equipment. Hard use.	F-350 regular cab 4x4 with flatbed and plow (does NOT need a salt dog if 1962 comes with one)	\$60,000
South	Willow	2	1387	2009 Club Car Turf II w/ball picker	Golf	3753 H	CR	#2 Priority Replace with club car		\$15,000
South	Lower Huron/Oakwoods	3	NEW	Buffalo Turbine Blower	Grds					\$11,000
South	Lake Erie	4	902	2009 Landpride pull behind	Golf				Replace with 21' AFM4522 or equivalent	\$30,000
South	Lower Huron/Oakwoods	5	NEW	Gator w/ Cab Hvac 6' Blade	Grds			Similar to Current ordered model 2022	Similar	\$30,000
South	Lake Erie	6	897	Top dresser	Golf				Similar	\$25,000
South	Willow	8	1990	2014 Toro Mower 4000-D	Golf	2992 H	CR	High hours and repairs are increasingly needed.	Toro Groundsmaster 4000-D 11' rotary mower including warranty of 4,700	\$87,000
South	Lower Huron/Oakwoods	9	1942	2006 Toro Grdsmaster 328D	Grds	2003 H	CR	Parts limited not used replace with tractor with cab	replace w/ tractor - two for one with 1945	\$65,000
South	Lower Huron/Oakwoods	9	1945	2006 Toro Grdsmaster 328D	Grds	542 H	CR	Parts limited not used replace with tractor with cab	replace w/ tractor - two for one with 1942	\$0
South	Lake Erie	10	1015	2004 Toro workman (could be transferred to replace 1290)	N. Ctr	1528 H	CR	Not rugged/strong enough for moving through the Nature Center trails. Need something that can maneuver trails in wet, muddy conditions.	J Deere Gator with cab, plow, HVAC, and has top speed less than 35 mph	\$30,000
South	Lower Huron/Oakwoods	11	1697	2006 Landa Press Washer	Garage	Na	CR	Recently serviced nearing end of life	Similar	\$10,000
South	Lower Huron/Oakwoods	12	1831	2002 Broyhill Sprayer	Grds	Na	CR	pump worn out, multiple motor replacement replace with 200 Gal. SKID SPRAYER	Similar	\$7,000



## 2023 Proposed Capital Equipment List

District	Park Name	Priority	HCMA#	YR/MAKE	Locale	Miles/Hours	CR/A/T	Inspection Notes	Replace with	Estimate
South	Lake Erie	13	2035	2006 J Deere MX6 Pull Behind Mower	Golf	Na	CR	Bad deck age wear , Replace with john Deere 8 Ft model	Similar	\$5,000
South	Willow	14	1850	2007 Toro Fairway Mower	Golf	5598 H	CR	High Hours	Similar	\$75,000
South	Lower Huron/Oakwoods	16	NEW	Power Lift Tail Gates	Grds				Similar	\$5,000
South	Willow	16	NEW	Power Lift Tail Gates	Grds				Similar	\$5,000
West	Hudson Mills	1	1102	1999 GMC Refuse Truck	Grds	73943 M	CR	parts becoming discontinued increasing priority packer replaced in 2015, body rust on cab. Willing to consider F550or similar Capable of dump 5 yrd dumpster	Similar	\$155,000
West	Kensington	2	1305	2013 J Deere Gator	Grds	2825 H	Cr	Wearing out from age use, repairs, body damage, continual breakdowns, master cylinder worn out. High repair cost and unreliable due to on-going clutch failures. Unit is used by Golf staff to plow AO.	Toro Gator with cab, plow, HVAC, and has top speed less than 35mph	\$30,000
West	Hudson Mills	3	808	2008 Buffalo Blower	Golf	1526 H	CR	Transferred motor, To Keep equipment operational Hour meter Not current	Similar	\$11,000
West	Kensington	4	323	2014 Buyers Salt Spreader	Grds	NA		Critical Failure, Near Top Priority.	Similar	\$10,000
West	Kensington	5	GC FLEET	NEW Fleet Carts	Golf			10 yr cycle.	Electric	\$600,000
West	Huron Meadows	6	1201	2009 J Deere Aerator	Grds	201 H	CR	Will never make hour criteria. Unit is very old, inefficient, and repairs are time consuming. Wants a Toro aerifier to use in the entire District.	Toro ProCore 648 walk behind aerator including warranty of 1,700	\$35,000
West	Kensington	7	K072	2004 Club Car DSG	Golf	1916 H	CR	17 yrs old, well past 10 yr cycle. Very worn from significant use.	Gas golf cart	\$6,000
West	Kensington	8	K073	2004 Club Car DSG	Golf	2030 H	CR	17 yrs old, well past 10 yr cycle. Very worn from significant use.	Gas golf cart	\$6,000
West	Kensington	9	K074	2004 Club Car DSG	Golf	2008 H	CR	17 yrs old, well past 10 yr cycle. Very worn from significant use.	Gas golf cart	\$6,000
West	Kensington	10	K077	2004 Club Car DSG	Golf	1874 H	CR	17 yrs old, well past 10 yr cycle. Very worn from significant use.	Gas golf cart	\$6,000
West	Hudson Mills	11	1007	2011 Agrimetel Blower	Grds	NA	CR	Unit is 10 yrs old. Increased difficulty in getting parts. Increased amount of trails to maintain.	Toro Pro Force Debris Blower with optional 10-gallon fuel tank	\$11,000

## 2023 Proposed Capital Equipment List

District	Park Name	Priority	HCMA#	YR/MAKE	Locale	Miles/Hours	CR/A/T	Inspection Notes	Replace with	Estimate
West	Indian Springs	12	1586	2006 Toro Grdsmaster 3500D	Golf	2180 H	CR	Possible zero turn replacement slow and ineffective for purpose (might be willing to consider replacement with a decent condition unit going to auction)	Zero Turn	\$15,000
West	Kensington	13	301	2010 Toro Groundsmaster	Grds	4832 H	CR	Grds Sup. Top Priority, Wore out, lots of money in repairs, Decks destroyed. No further adjustments can be made. Significant repairs, constant and increasing break downs. Increasingly unreliable. This Unit has well exceeded 3,000 hrs. Dept has put off replacing this mower in order to purchase other much needed equipment and vehicles but the cost of repairing this Unit and the down time no longer allow deferment.	Toro Groundsmaster 5900 16ft tri-wing rotary mower with atomic mulching blades, universal mount sunshade, 10" foam filled caster tire assembly, two post ROPS extension kit, tempered glass windshield and wiper kit, LED work light kit	\$120,000
West	Huron Meadows	14	1200	2014 Kubota work vehicle					Toro Workman w/ Cab	\$30,000
West	Indian Springs	15	1580	2005 Toro Workman 3200	Golf	3929 H	CR	Age Use Wear, Loose steering	muhindra Roxor enclosed cab All weather Equipment - maybe workman or Gator instead?	\$40,000
West	Kensington	16	298	2006 Toro Z Turn Mower	Golf	1097 H	CR	Hydraulic pumps leaking. Significant repair cost. High use hours on Unit used on very abusive terrain of the AO lawns, Park road shoulders, Nature Center trails, Golf Course rough and the Golf Course tall grass native areas. The Unit age and the wear and tear of the abusive mowing environments for the amount of hours that it has been operated makes it very prone to breakdowns and costly repairs.	Toro Groundsmaster 7200 with accessories in quote including TPP 60 Month 3500 hours comprehensive including warranty of 1,214	\$30,000
West	Kensington	17	224	2005 GMC Sierra	Bldgs	137122 M	CR	High miles. Undercarriage and body are rusting out. Front brake lines were replaced due to rust; back brake lines rusting out.	1/2 ton truck, preferably with 8' bed for janitorial services Ford F-150 with 8' bed and plow package so janitorial can help with plowing. Cannot have chemicals inside the vehicle with employees.	\$40,000
West	Hudson Mills	18	1002	2007 Chev Pickup 4x4	Golf	98441 M	CR	Body Rust, Transmission rebuildx2 Years prior	F-250	\$50,000
West	Huron Meadows	19	1278	2006 Club Car Turf I					Clubcar 300 w/ cab & Cage - may need attachments but already have the ball picker. Will be used as a ball picker	\$15,000
West	Indian Springs	20	1448	2008 Toro Mower 5410	Golf	3110 H	CR	Old. Parts are being phased out by Toro. This Unit was purchased used in 2014 and has required substantial repair costs.	Toro Groundsmaster 5410-D with 8-blade cutting units, sunshade, operator cooling fan, air ride seat suspension, golf ball guard, rear roller brushes, comb/scrapper kit including warranty of 2,400	\$75,000
West	Huron Meadows	21	1421	2007 Toro Greensmaster 3100					Toro Greensmaster 3150-Q	\$33,000

### 2023 Proposed Capital Equipment List

District	Park Name	Priority	HCMA#	YR/MAKE	Locale	Miles/Hours	CR/A/T	Inspection Notes	Replace with	Estimate
West	Hudson Mills	22	190	1985 Ryan Aerator	Golf			One unit will replace multiple units	PROCORE 864	\$35,000
West	Kensington	23	1277	2004 GMC Pickup 4x4	Farm	98,463 M	CR	Miles, Age, Rust, increasing break downs deteriorating reliability. Mechanic says unit should not travel outside of park. Replace with a Kubota instead of a vehicle so they can haul livestock, feed on farm walkways an around crowded areas.	Kubota RTV-1100C with cab, AC and heat	\$35,000



To: Board of Commissioners  
From: Tyler Mitchell, Chief of Natural Resources and Regulatory Compliance  
Subject: Report – Monthly Natural Resources Update  
Date: August 5, 2022

**Action Requested: Motion to Receive and File**

That the Board of Commissioners receive and file the monthly Natural Resources Report as recommended by Chief of Natural Resources and Regulatory Compliance and staff.

**Attachment: Monthly Natural Resources Report**

7-C-1-a



# NATURAL RESOURCES MONTHLY REPORT

AUGUST 2022

Administrative Office  
13000 High Ridge Drive  
Brighton, MI 48814



[METROPARKS.COM](https://www.metroparks.com)



# SYSTEM-WIDE

## ADMINISTRATIVE

- Planning, mapping, and bidding for fall Phragmites control.
- Mapping and coordinating contracted shrub control at all parks.
- Hiring of new staff for part-time positions continues.
- Grant reporting and administration for several ongoing grant projects, at Lake Erie, Lake St. Clair, Willow, Indian Springs.
- Planning and kick-off of green infrastructure grant project at Lake Erie.



*Figure 1: At Lake Erie Metropark, a crane lifts a dredging barge directly into the marsh. This marsh is being dredged as part of a restoration to maintain waterflow, habitat, and paddling access to the area in low-water conditions.*

# SOUTHERN DISTRICT

## LAKE ERIE METROPARK

- Marsh enhancement dredging project underway, expected completion mid-September.

## OAKWOODS METROPARK

- Planning and preparing for fall shrub control and mowing of grasslands habitats with TNC grant assistance.

## WILLOW METROPARK

- Continued planning and installation of green infrastructure, removal of parking lot and seeding of prairie to replace asphalt.

## LOWER HURON METROPARK

- Floristic Quality Analysis and review of conditions at Robbe Farm property.
- Follow-up planting and seeding of North-Fishing site restoration.



Figure 2: Eastern Prairie Fringed Orchid flowering in late July 2022, at Lake Erie Metropark.



# WESTERN DISTRICT

## KENSINGTON MEADOWS METROPARK

- Invasive shrub and vine control conducted by contractors in various areas. Focus will be on Asiatic bittersweet, and smaller invasive shrubs for foliar spray.

## INDIAN SPRINGS METROPARK

- Continuing preparation for kick-off of Healing the Huron Headwaters grant project, to include invasive species removal and restoration of trees in the Huron Swamp and West Wetland Complex.
- Contractor completing treatments of black and pale swallow-wort throughout the park.

## HUDSON MILLS METROPARK

- Invasive shrub and vine control in Tamarac Swamp management unit and surrounding trail areas.



*Figure 3: Example of map provided to contractors, indicating priority area for contracted shrub control at Kensington Metropark. In addition to reference maps, contractors are provided precise polygons made up of GPS coordinates.*



# EASTERN DISTRICT

## STONY CREEK METROPARK

- Control of Japanese knotweed and black and pale swallow-wort continues.
- Lake Treatment for starry stonewort and nuisance algae to occur late-August.

## LAKE ST. CLAIR METROPARK

- Survey of Phragmites for fall treatment
- Continued planning for final phase of shoreline softening project, planting to occur fall '22, contingent upon township sewer realignment project.

## WOLCOTT MILL METROPARK

- Japanese knotweed and spotted knapweed treatments in 29-mile road grasslands continue.



*Figure 4: Ironweed (Vernonia spp.), a native forb that blooms in late summer in Michigan.*

# WHAT'S NEXT?

## SYSTEM-WIDE

- Bidding and award of phase 2 Lake Erie Shoreline work.
- Second treatments of lakes as needed, according to weed growth.
- Stormwater and water quality improvement planning with internal staff and partners, cooperation with consultant in September 2022.

## SOUTHERN DISTRICT

- Marsh dredging at Lake Erie Metropark, and spoils management.
- Report on archaeological findings at Cedar Knoll at Oakwoods Metropark.
- Eastern Prairie Fringed Orchid survey results and habitat management recommendations, anticipated finalization December 2022.

## WESTERN DISTRICT

- Oak wilt survey and testing of candidate trees.

## EASTERN DISTRICT

- Shoreline restoration grading and seeding at Lake St. Clair
- Lake St. Clair Groundwater study conducted by USGS for beach restoration grant.
- Data tabulation for geese and gull survey at Lake St. Clair as part of beach restoration grant.



To: Board of Commissioners  
From: Jay Bibby, Interim Chief of Planning and Development  
Project Title: Planning and Development Department Monthly Update  
Date: August 5, 2022

**Action Requested: Receive and file**

That the Board of Commissioners receive and file the Planning and Development Department Monthly Update as recommended by Interim Chief of Planning and Development Jay Bibby and staff.

**Background:** The following are highlights of the activities of the Planning and Development Department for August 2022:

*Project/Initiative Implementation*

- Dexter-Huron Metropark Master Plan Update Draft Plan completed
- Huron Meadows Metropark Master Plan Update Draft Plan completed
- RFP mandatory pre-bid meeting held for feasibility study of regional non-motorized connections for five existing gaps between Metroparks in five-county region.
- Regional Swim Report Final Plan completed

*Planning & Community Engagement*

- Field trip to meet staff at Miracle Midland Field in Midland, Michigan for adaptive adult ballfield study
- Zoom focus group meeting with Cal Ripken accessible multi-use ballpark in Toledo, Ohio
- Lake Erie Metropark and Willow/Oakwoods Metropark Master Plan five-year update Steering Committee meeting #1 planned for August

*Land Issues/Opportunities*

- P&D department to perform site visit on potential B2B segment from Delhi Metropark, east towards Ann Arbor.

*Grants*

- P&D department began studying a list of potential grants for DNR Spark grant application opportunity scheduled for August.

**Attachment: Planning and Development Department Monthly Update which includes Monthly Grant Updates**



# PLANNING AND DEVELOPMENT MONTHLY REPORT

August 2022






Administrative Office  
13000 High Ridge Drive  
Brighton, MI 48114



[METROPARKS.COM](https://www.metroparks.com)

# TABLE OF CONTENTS

Metroparks System-Wide . . . . .	3
Southern District . . . . .	6
Western District . . . . .	9
Eastern District. . . . .	12
Monthly Grant Updates. . . . .	15
What's Next. . . . .	16

OTHER DEPARTMENT INPUT KEY	
	Natural Resources and Regulatory Compliance
	Planning and Development
	Diversity, Equity and Inclusion
	Interpretive Services and Community Outreach
	Engineering

# SYSTEM-WIDE

**Restoration** – Linear feet or acreage of project impact for shoreline protected or restored, wetlands protected or restored, floodplain protected or mitigated

**Invasive Species Management** – Linear feet or acreage of project impact treating invasive species

**Habitat and Wildlife Protected** – Linear feet or acreage of project impact for fish habitat, fish barriers removed or bypassed, species moved or avoided

**Partnerships** – Outside agency funding sources (total cost/sharing percentage)

**Volunteers** – Total number of volunteers/workdays

**Grant/Foundation Funding** – Total funding/match

**Visitor Counts** – Total number of visitors weekend/weekday









**Best practices education** – Project emphasizes educational and interpretational opportunities

**Estimated cost** – Total estimated or actual cost of project

**Accessibility** – Determine if facility or programs designed for accessibility (A) or if barriers (B) exist based on ADA checklist

**Staff time** – Total number of staff hours estimated









## Administrative

	Description	Action Type	Dept. Input	Timing	Implementation Indicator	August 2022 Actions
SYSTEMWIDE	Planning and Development monthly reports	Report		Monthly	Staff time	Report assembly, grant monthly updates
	Tollbooth scanning reports	Report		Monthly	Staff time	Ongoing
	Foundation administrative tasks	Various		Ongoing	Staff time	Administrative tasks, scheduling annual board meeting.
	Sign request processing/signage transition plans	Infrastructure/ Small Facilities		Ongoing	Actual cost	Administrative tasks
	CAPRA accreditation preparation	Report	Various	Ongoing	Staff time	P&D support provided for all Chapter Chairs
	FAIR Play Coalition maintenance and development	Various		Ongoing	Volunteers	Feedback sought for accessible projects
	CAPRA Programming Ch. 6	Various		Ongoing	Staff time	Documentation assembly
	CAPRA Planning Ch. 2	Report		Ongoing	Staff time	Documentation assembly
Commemorative trees and benches	Various		Ongoing	Staff time	Administrative tasks	







# SYSTEM-WIDE

## HCMA Studies/Initiatives





Description	Action Type	Dept. Input	Timing	Implementation Indicator	August 2022 Actions
Volunteer Management	Plan		Ongoing	Staff time	Researching community partners for 2022 recreational events and volunteers with DEI focus.
Community Recreation Plan 5-County SE Michigan survey dashboard tool	Plan		Ongoing	Staff time/Consultant	ETC regional survey presented at all three district meetings
Sustainability Plan projects coordination	Various		Ongoing	Various	CAPRA Sub-Committee working on sustainability policy standards
Trail Ambassador program	Report		August	Staff time	Working with marketing to launch officially in spring 2022
ADA Transition Plan	Plan		Ongoing	Staff time	Updates ongoing.
Visitor count program	Various		Ongoing	Staff time	Summer 2022 visitor count planning underway.
Visitation data documentation and analysis	Report		Ongoing	Staff time	May-June and June-July visitation report completed in ArcGIS online
Interpretive Master Plan demographic and other data analysis	Report		Ongoing	Staff time	Support for Interpretive Services staff for interpretive plan development being planned (GIS demographics)

## Grants/Fundraising


Description	Action Type	Dept. Input	Timing	Implementation Indicator	August 2022 Actions
REI Grant Rouge Park	Plan		Ongoing	Staff time	No action to report
GOAL- Various grant opportunities	Plan		Ongoing	Staff time	24 teachers (1624 students) have applied to date; programming ongoing
RCWJ Foundation	Plan		Ongoing	Staff time	Trail connectors identified for MTSE, draft RFP in progress for consultant; Exploring RAISE grant opportunities
DTE E-Fleet Program	Plan		Ongoing	Staff time	E-Fleet budgeting for 2023 in process

# SYSTEM-WIDE

## Recreation Programming

Description	Action Type	Dept. Input	Timing	Implementation Indicator	August 2022 Actions
2022 Recreation Programming	Various		On going	Staff time	Meeting with Marketing to discuss 2022 evaluation forms for CAPRA.
DIA's Inside/Out program	Various		On going	Staff time	Art installations completed for Willow, Wolcott, and Indian Springs.
Programming Evaluation	Various		On going	Staff time	Ongoing
Swim program development plan (SE Michigan region)	Plan & Program		Winter 2022	Consultant Report	Final plan submitted to BOC

## Project Implementation/Oversight

Description	Action Type	Dept. Input	Timing	Implementation Indicator	August 2022 Actions
PNC Grant	Documentation		Ongoing	Check received	Served 60 classrooms (1,128 children); preparing final report
EGLE Recycling Bin Grant	Plan	Various	May 2021	Staff time	4 <sup>th</sup> quarterly report submitted. Training for staff completed with Waste Management outreach services at ops meeting
Nature trail wayfinding sign development	Implementation	Various	Ongoing	Staff time	Project budgeted for 2022 based on plan recommendations
ESRI ArcGIS Administration	Documentation	Various	Ongoing	Staff time	Installation underway with licenses for NR, Eng., and P&D staff



# SOUTHERN DISTRICT





Huron River along Willow Metropark



# SOUTHERN DISTRICT

## Grants/Fundraising



	Description	Action Type	Dept. Input	Timing	Implementation Indicator	August 2022 Actions
LEr	2021 TF- Cherry Island Trail Improvements	Large Facilities		April 2021	Staff	Grant project awarded.Awaiting project agreement from DNR.
	2021 GLRI-EPA Nonpoint Source Grant	Large Facilities		Ongoing	Staff time	Partnering with Wyandot to perform ecological restoration at Six Points and SWMP green infrastructure improvements at LEr.; Awaiting MOU agreement
	2020 LWCF - Walnut Grove Campground	Documentation	Various	2021	Staff time	Waiting on NPS Project Agreement, to be executed
	2020 LWCF - Off-Leash Dog Area	Documentation	Various	2021	Staff time	Waiting on NPS agreement

## Project Implementation/Oversight


	Description	Action Type	Dept. Input	Timing	Implementation Indicator	August 2022 Actions
LHu	Accessible railroad crossing along hike-bike trail	Small Facilities	Eng	2022 Completion	Construction	Project agreement underway with CSX. Allocation of budget funds being processed for deposit required by CSX.
WII	SE Michigan Resilience Fund-Big Bend Area Restoration	Large Facilities	Eng/NR	Ongoing	Staff	Stakeholder meeting #3 completed in June

# SOUTHERN DISTRICT



## Project Implementation/Oversight, cont.

	Description	Action Type	Dept. Input	Timing	Implementation Indicator	August 2022 Actions
LEr	2019 LWCF - Oakwoods Accessible Nature Trail	Large Facilities		Ongoing	Staff time	Project Agreement executed by DNR/NPS, design work being scheduled with engineering dept. beginning design in Oct. 2022
	2019 LWCF - Lake Erie Accessible Boat/Kayak Launch	Large Facilities		Ongoing	Staff time	DNR project agreement executed, engineering design next step

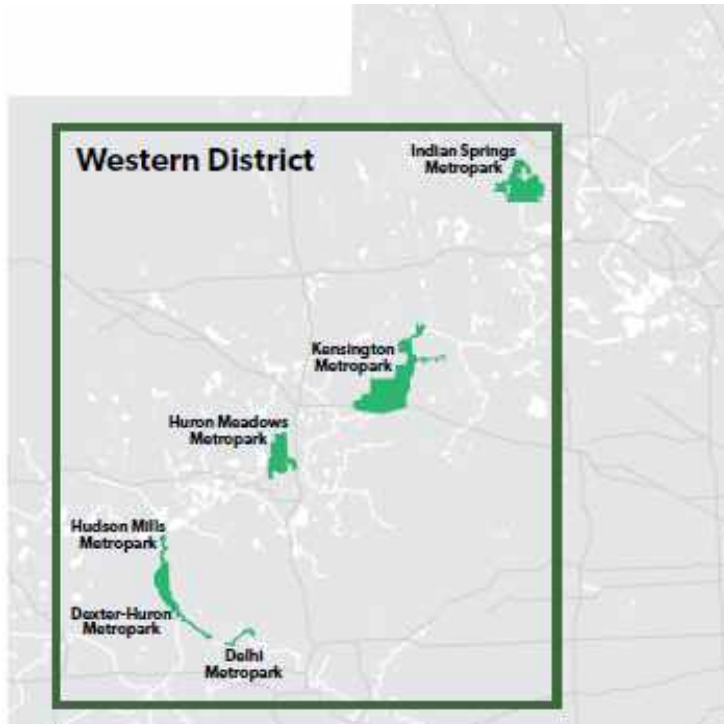
## Facility Concept Planning

	Description	Action Type	Dept. Input	Timing	Implementation Indicator	August 2022 Actions
LEr	Lake Erie Shoreline Restoration Project	Spoil Pile Location	Ops . NR	October	Staff time	Archaeological services completed
	Adaptive Ballfield Concept Plan	Plan		2022	Staff time	Stakeholder field trip to Miracle Field in Midland, MI took place Aug. 2nd

## HCMA Studies/Initiatives





	Description	Action Type	Dept. Input	Timing	Implementation Indicator	August 2022 Actions
LEr	Marina building study	Large Facilities		2021	Consultant	Master planning concept design 75% completed by architect
Oak	NOAA Dam Removal Feasibility Study	Large Facilities		2023	Consultant	Great Lakes Fisheries Commission leading grant submittal indicated phase 1 feasibility study recommended by NOAA (745k)

# WESTERN DISTRICT






# WESTERN DISTRICT

## Administrative




	Description	Action Type	Dept. Input	Timing	Implementation Indicator	August 2022 Actions
Del	Border-to-Border trail design and construction	Large Facilities		Ongoing	Estimated Cost	Groundbreaking ceremony; B2B Zeeb Rd. to Delhi Metropark
MISC	Livingston County Parks and Open Space Advisory Committee	Partnership		Ongoing	Staff time	Attendance at regular POSAC meetings. Trail counter in place at Fillmore County Park. Data downloaded monthly
	Friends of the Lakelands Trail Steering Committee	Partnership		Ongoing	Staff time	Represent HCMA as a participating steering committee member that meet monthly
	Huron Valley Trail quarterly meeting	Partnership		Ongoing	Staff time	Represent HCMA as a participating partner.

## Grants/Fundraising


	Description	Action Type	Dept. Input	Timing	Implementation Indicator	August 2022 Actions
Del	Skip's Livery improvements	Large Facilities		Ongoing	Staff time	DNR Trust Fund grant submitted on April 1, 2022; Anticipate preliminary scores in early fall 2022.
KEN	Kubota Hometown Proud	Partnership		Ongoing	Staff time	Greenhouse and raised garden beds to replace community garden
ISp	CE Headwaters Restoration	Partnership		Ongoing	Staff time	Awarded project, project team meeting to discuss scope of work 5/11. MOU with MNA being developed.

# WESTERN DISTRICT

## Project Implementation/Oversight

	Description	Action Type	Dept. Input	Timing	Implementation Indicator	August 2022 Actions
Ken	2019 TF West Boat Launch Accessible Launch Project	Large Facilities		Ongoing	Staff time	Construction underway
HMIIs	2019 TF Rapids View Accessible Launch Project	Large Facilities		Ongoing	Staff time	Construction completed. Minor punch list items being installed.
DHu	2020 TF – Dex-Huron Accessible Launch	Large Facilities		Ongoing	Staff time	Engineering design adhering to Natural Rivers Permit requirement

## Facility Concept Planning

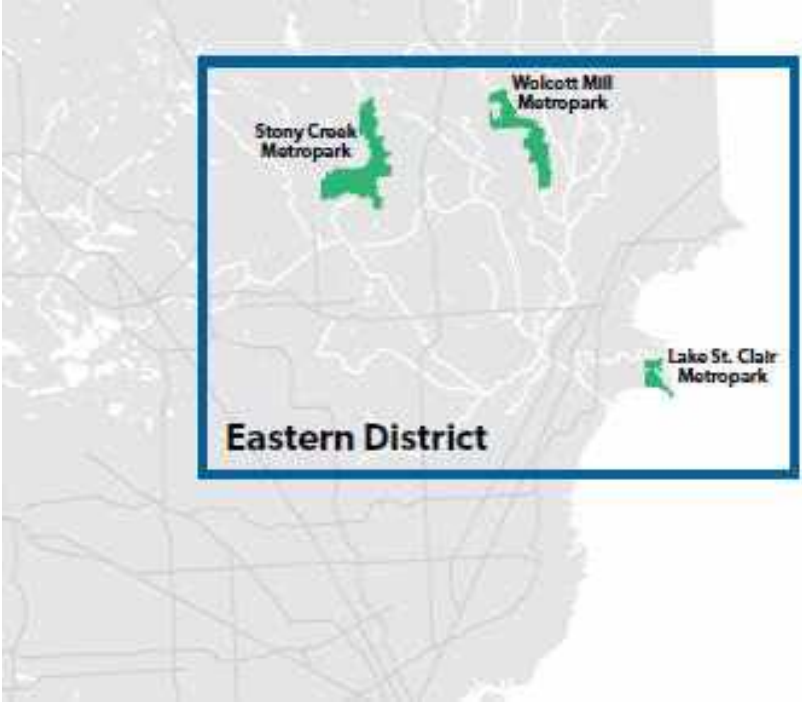
	Description	Action Type	Dept. Input	Timing	Implementation Indicator	August 2022 Actions
	Off-leash dog area concept plan	Large Facilities		August	Staff time	Site selection phase underway reviewing optimal location in Western District.

## HCMA Studies/Initiatives

	Description	Action Type	Dept. Input	Timing	Implementation Indicator	August 2022 Actions
HMIIs	Northwest Passage Feasibility Study Review	Plan	Various	2022	Staff time	Review WCPARC/Dexter Twp. preliminary design



# EASTERN DISTRICT



Stony Creek Metropark






# EASTERN DISTRICT





## Administrative

	Description	Action Type	Dept. Input	Timing	Implementation Indicator	August 2022 Actions
WMIII	Schmidt Property Acquisition	Land Acquisition		Fall 2022	Acquisition	Working on demolition of deteriorated barns and other structures on site.

## Grants/Fundraising

	Description	Action Type	Dept. Input	Timing	Implementation Indicator	August 2022 Actions
SCR	2022 LWCF/MNRTF- Stony Creek Reflection Trail Accessible Trail Development	Small Facilities		Ongoing	Staff time	DNR Trust Fund and LWCF grant submitted on April 1, 2022; Anticipate preliminary scores in early fall 2022.
LSC	Michigan Coastal Management Program Grant – Accessible Kayak Launch	Large Facilities	Various	Ongoing	Staff time	Grant agreements signed, ready for engineering design.
	Macomb County Birding Platform	Small Facilities		March 2022	Staff time	Conceptual birding platform completed. Site visit with Macomb County discussed potential site location moved to nature trails
	2022 LWCF- West Boardwalk Accessibility Improvements	Small Facilities		April 2021	Staff time	LWCF Fund grant submitted on April 1, 2022; Anticipate preliminary scores in early fall 2022.



## Project Implementation/Oversight

	Description	Action Type	Dept. Input	Timing	Implementation Indicator	August 2022 Actions
LSC	Transit Planning for Access to LSC	Large Facilities		2021 Completion	Consultant/Staff	Metropark Express launched to continue through 2022. Strategy in progress with SMART for continued marketing efforts and data reporting/analysis
	LSC Beach Restoration Project- Nonpoint Source Pollution Project	Large Facilities		2023 Completion	Staff time	Water quality monitoring ongoing, dune grass to be replanted in fall
	Nature Trail wayfinding signage plan development	Small Facilities		July	Staff time	Development of a wayfinding plan for the nature trail system as a guide to update trail signage
	2019 TF – Off-leash Dog Area Development	Large Facilities		Ongoing	Staff time	Unofficially opened to the public, ribbon cutting being scheduled



# EASTERN DISTRICT

## Project Implementation/Oversight, Cont.

	Description	Action Type	Dept. Input	Timing	Implementation Indicator	August 2022 Actions
Scr	Shelden Trails Signage Plan	Small Facilities	Mkting	3 months	Staff time	Mapping and signing of ski trails and intersection numbers completed
	26 Mile Connector Trail TAP Grant	Large Facilities		2022 Completion	Staff time	Construction underway
	Mound Rd. north of fire station sidewalk easement	Small Facilities		2022 Completion	Staff time	Preliminary site plan approved. Easement review under legal review comments submitted to Washington Twp.

## Recreation Programming

	Description	Action Type	Dept. Input	Timing	Implementation Indicator	August 2022 Actions
	Planning for LSC swim lessons in 2022	Programming		2022	Staff time	Budget and job descriptions completed. Awaiting facility needs from swim audit

## HCMA Studies/Initiatives

	Description	Action Type	Dept. Input	Timing	Implementation Indicator	August 2022 Actions
Scr	None					

## Facility Concept Planning

	Description	Action Type	Dept. Input	Timing	Implementation Indicator	August 2022 Actions
Scr	Baypoint Beach concept plans developed	Plan	Various	2021	Staff time	Preferred concept replacement of tent facility with event shelter

## Grant Updates - August 2022

### In Progress

Grant program		JV/MN	Project/Park	Amount	Match	Due Date	Applicant	Notes
Various private foundations		MN	GOAL	\$5K - \$10K ea	-	varies	MF	Would like to expand foundation giving to GOAL project
DNR Spark Grant		MN	TBD	up to \$1,000K	-	TBD	HCMA	Working w/planning team & park staff to develop potential project list
RCWJ Foundation/Metroparks Connectors		JV	Trail Connectors/SEMTAT	TBD	TBD	TBD	MF	RFP out, pre-bid meeting held 7/28.
<i>DTE</i>		<i>JV</i>	<i>Efleet</i>	<i>TBD</i>	<i>TBD</i>	<i>TBD</i>	<i>HCMA</i>	<i>Need a PO or budget to show purchase of Evs for fleet - wait til Dec.</i>
<i>DNR Spark Grant</i>			<i>Developing ideas</i>	<i>\$1,000,000</i>	<i>TBD</i>	<i>TBD</i>	<i>HCMA</i>	<i>Developing list of ideas, grant could be released in August</i>

### Grant Applications Awaiting Response

Grant program	Project #	JV/MN	Project/Park	Award Amt	Match	Submitted	Applicant	Notes
NOAA GLs Fish Habitat Restor.		MN	Flat Rock Dam Feasibility	\$1,475,000	\$25,000	1/12/2022	GLFC	Phase I feasibility study recommended for funding (\$745K) via NOAA
DNR TF '22		MN	DEL Launch/Take-out Renovation	\$300,000	\$302,600	3/30/2022	HCMA	Passed administrative review; preliminary scores in early fall '22
Fed. Community Project via DOT		MN	Liv. Co. Connector Trails Design	\$900,000	TBD	4/22/2022	HCMA	Selected for '23 funding consideration; hearings in summer; bills in fall
US DOJ Bulletproof Vest Partnership		MN	Police Department	\$8,600	50%	6/23/2022	HCMA	Submitted to State jurisdiction which must submit to federal program
Four County Community Found.		MN	Wolcott Mill Farm Center	\$8,000	-	6/29/2022	MF	Program fees & transportation for field trips
Four County Community Found.		MN	Stony Creek Nature Center	\$9,350	-	6/29/2022	MF	Program fees & transportation for field trips; microscopes for programs
Washtenaw 100		MN	Police Department	\$2,157	-	7/8/2022	HCMA	Training materials; bleeding control kit; tourniquet
Fed. Community Project		JV	LSC North Marina	\$500,000	-	4/14/2022	HCMA	Appropriations request submitted to Lisa McLain for engineering
Macomb Appropriations		JV	LSC North Marina	\$5,000,000	\$1,000,000	5/17/2022	HCMA	Appropriations request for phase 1
LWCF 2022		JV	LSC West Boardwalk	\$500,000	\$500,000	4/1/2022	HCMA	Provided tour for DNR staff. Expect project cost to be higher, had to reduce match to 50%
LWCF & MNRTF 2022		JV	Stony Creek Reflection Trail	See notes	See notes	4/1/2022	HCMA	Full cost is \$1,155,800. TF grant is \$300,000, LWCF grant is \$500,000. Cash match is \$825,800 & \$625,800 respectively w/\$30,000 in in-kind
DTE Foundation		JV	Tree plantings at HMI & WMI	\$4,000	\$4,000	6/17/2022	HCMA	Submitted

### Grant Administration

Grant program	Project #	Mgmt	Park/Project	Award Amt	Match	Deadline	Applicant	Updates
LWCF '18	50619.419	MN/JK	LH North Fishing Site	\$144,400	\$144,400	4/30/2022	HCMA	Final reimbursement submitted; waiting on DNR/federal review
GLRI-FS '18	50219.688	MN/TM	LSC Black Cr Shoreline	\$160,211	-	12/31/2022	HCMA	Natural resouces to lead next stage planting
Impact 100 - Oakland Co. '18		MN/PB	KFC Seeding Green Future	\$90,000	-	11/18/2022	MF	Interim report turned in; request for funding decision direction
MNRTF '19	50820.218	MN/JK	HMI Rapids View Launch	\$226,400	\$226,900	8/31/2022	HCMA	Contractor work complete, except for planting, minor trailhead, & misc.
LWCF '19	51120.114	MN/AS	Oak Access. Nature Trails	\$124,000	\$124,000	2/29/2024	HCMA	Project Agreement executed; design anticipated in Oct. '22
LWCF '20	50621.500	MN/?	LH WGr Campground	\$300,000	\$150,000	TBD	HCMA	Waiting on NPS agreement
MNRTF '20	50821.221	MN/KE	DxH Accessible Launch	\$192,700	\$192,800	5/31/2023	HMCA	Project design on hold; eng. to begin work again Aug/Sept timeframe
Ford Volunteer Corps '20		MN/KK	Oak Prairie Plantings	\$4,000	-	11/30/2021	MF	Ordering native plants and scheduling dates for volunteers to help in fall
NFWF-SEMRF '21	51021.319	MN/TM	Wil Big Bend Area Restoration	\$250,000	\$177,859	6/30/2023	HCMA	Received EGLE approval; invitation to bid Sept. for both in & out stream
Ford Volunteer Corps '21		MN/KK	Wolcott Raised Garden Beds	\$7,500	-	11/30/2021	MF	Project complete w/exception of new sign still under development
PNC '21		MN/JJ	W. MLC Early Childhood Educ.	\$5,000	-	6/25/2022	MF	Final report submitted; requested invitation for new application
Towsley Foundation '21		MN/JJ	GOAL	\$5,000	-	12/31/2022	MF	Final invoicing and final report being prepared

Anonymous Foundation '21		MN/JJ	GOAL	\$10,000	-	7/31/2022	MF	Final report being prepared
NEEF-Toyota '21		MN/KK	Beach Wheelchairs	\$20,000	~\$5,000	10/31/2022	HCMA	Anticipate an August arrival of chairs; signs under development
DNR TF '21		MN	LE Cherry Island Trail	\$300,000	\$192,500	TBD	HCMA	Project agreement received!
Consumers Energy Found.	90022.1159	MN	IS Headwater Restoration	\$100,000	-	5/31/2024	HCMA	Developing MOU with MNA and RFP for invasives control & planting
GLRI-EPA Nonpoint Source	51222.247	MN	Green Infrastructure @ LE	\$483,500	\$174,300	4/30/2025	HCMA	Reviewed MOU w/Wyandot; kick-off meeting early Aug.
DNR Iron Belle Trail	50529.126	JV/MH	LH IBT Design Engineering	\$82,075	\$23,400	9/1/2021	HCMA	PEA to do field engineering
MNRTF '19	50420.112'	JV/AS	Ken West Boat Launch Dev	\$154,000	\$154,000	8/31/2022	HCMA	Project underway
LWCF '19	51220.241	JV	LE Kayak Launch	\$122,500	\$122,500	6/1/2024	HCMA	Project Agreement Signed
MNRTF '19	50920.555'	JV/JK	SC Off Leash Dog Area	\$50,000	\$88,500	8/31/2022	HCMA	Project completed - waiting for press release
TAP Grant		JV/JK	SC 26-Mile Connector Trail	\$214,455	\$43,000	12/31/2021	Macomb Co	Construction underway
Ralph C. Wilson Jr. Foundation		JV	Southern District	\$2,682,755	-	??	MF	Progress report submitted
REI		JV/KK	Rouge Park Prairie	\$10,500	-	12/31/2021	HCMA	Tour or prairie given to REI w/Friends of Rouge Park on 4/30
EGLE Non point source	50220.696	JV/NK	LSC Beach	\$300,000	\$100,000	12/31/2023	HCMA	Water quality monitoring ongoing, dune grass to replanted in fall
EGLE - Recycling		JV/JB	Western & Southern Districts	\$48,816	\$12,204	9/29/2023	HCMA	4th quarterly report submitted
MNRTF '20		JV	LH IBT	\$300,000	\$416,766	6/1/2023	HCMA	Contractor approved at April BOC, waiting for pre-con meeting
LWCF '20		JV	LH Off-Leash Dog Area	\$165,400	\$165,400	~ Summer '23	HCMA	Project agreement coming soon
Healthy Catalyst		JV	Adaptive Kayak equipment	\$2,950	\$0	10/30/2020	HCMA	\$166 left to spend. Trained Kensington staff on 8/6
REI	90020.1147	JV	Rouge Park Prairie	\$16,000	TBD	5/4/2021	MF	REI provided another \$8000 in 2022. Materials are being ordered for
NOAA/Great Lakes Commission		JV/TM	Lake Erie Shoreline Restoration	\$1,449,609	\$135,194	extended	HCMA	Commonwealth trenching completed Mid- American to start soon. Phase 2 bidding delayed
Renew MI - DRFC		JV	DRFC	\$1,000,000	N/A	4/30/2021	HCMA	Second quarterly report submitted
MCMP		JV	LSC Accessible Launch	\$194,863	\$194,863	12/31/2022	HCMA	Construction underway, quarterly report submitted
Green Macomb (sub recipient)		JV	20 Trees at Stony Creek	\$3,000		12/31/2022	HCMA	Reimburseable at \$150/tree. Gary/Steve to develop plan

# WHAT'S NEXT?

	Description	Action Type
SYSTEM WIDE	CAPRA documentation assembly	Staff time
	5-County Regional Non-Motorized Gap RFP	Staff/consultants
	Community Recreation Plan RFP	Staff/consultants
	DPSCD Recreation Field Trips	Staff time
	Electric Vehicle Initiatives	Staff/consultants
EASTER DISTRICT	Visioning sessions for Eastwood Beach (SCr)	Staff time
WESTERN DISTRICT	Programming Evaluations	Staff time
	Northwest Passage alternative analysis review	Staff time
SOUTHERN DISTRICT	Lake Erie and Indian Springs metroparks 5-year plan updates	Staff time
	Adaptive Ballfield stakeholder and community input	Staff time
	Metroparks Adaptive Recreation Clinics	Staff time





To: Board of Commissioners  
From: Jennifer Jaworski, Chief of Interpretive Services  
Subject: Report – Interpretive Services Department Monthly Update  
Date: August 5, 2022

**Action Requested: Motion to Receive and File**

That the Board of Commissioners receive and file Interpretive Services Department Monthly update as recommended by Chief of Interpretive Services Jennifer Jaworski and staff.

**Attachment: Monthly Interpretive Services Department Update**



# HURON-CLINTON METROPARKS

## INTERPRETIVE SERVICES MONTHLY REPORT

August 2022

Administrative Office  
13000 High Ridge Drive  
Brighton, MI 48114



[METROPARKS.COM](https://www.metroparks.com)







# Program/Initiative Implementation

## Ongoing:

- **Get Out and Play 2022**
  - **Get Out & Play: In the Park** - This grant provides non-profit organizations and public institutions who serve under-resourced youth and seniors within Livingston, Macomb, Oakland, Washtenaw and Wayne Counties a day of fun at either Kensington, Lake St. Clair or Willow Metropark! Participants receive a free lunch (hot dog, chips, and water), reimbursement of transportation costs (up to \$500/bus), and access to a park's water facility or an Island Queen boat ride.
  - **Get Out & Play: On the Road** - This grant provides an interpreter to come to a location of your choosing to conduct an interactive educational nature program featuring an up-close look at live animals. Animals that could be included during the presentation are frogs, toads, or snakes.
- **2022 SCECH's teacher training series**
- **Teaching Science Outdoors: Urban Partnerships 2022**
  - Our Wayne County Outreach Interpretive staff are attending an elementary science professional development program where they will attend an MSU-sponsored statewide professional development and networking opportunity.
  - Staff will work with fellow educators to design and share activities, and lesson resources focused on teaching science outdoors. They will also practice science in various outdoor habitats (including schoolyards) through investigations incorporating NGSS, develop skills to adapt existing science curriculum to integrate the outdoors and build a network of resources to use in and out of the classroom.
- **Evaluating teacher and public programming surveys**
- **Michigan Activity Pass**
  - MAP checked out: 1088
  - Metropark passes redeemed: 561
- **Sensory Friendly backpacks available at Interpretive centers**



Organization Name	# People	Date	Zip Code	City	Park	Description
Little Scholars Detroit	46	6/16/2022	48223	Detroit	Kensington Metropark	Get Out & Play: Kensington Island Queen
Wayne Metro CAA-Tomlinson A2G	25	7/14/2022	48138	Grosse Ile	Kensington Metropark	Get Out & Play: Kensington Island Queen
Hartland Senior Activity Center	25	7/21/2022	48843	Howell	Kensington Metropark	Get Out & Play: Kensington Island Queen
Saline Area Senior Center	46	7/26/2022	48176	Saline	Kensington Metropark	Get Out & Play: Kensington Island Queen
Center For Active Adults	45	7/27/2022	48178	South Lyon	Kensington Metropark	Get Out & Play: Kensington Island Queen
Putnam Twp. Senior Center	30	7/28/2022	48169	Pinckney	Kensington Metropark	Get Out & Play: Kensington Island Queen
Center for Active Adults	45	8/2/2022	48178	South Lyon	Kensington Metropark	Get Out & Play: Kensington Island Queen
Wayne Metro	46	8/4/2022	48186	Westland	Kensington Metropark	Get Out & Play: Kensington Island Queen
Center for Active Adults	46	8/9/2022	48178	South Lyon	Kensington Metropark	Get Out & Play: Kensington Island Queen
Hamburg Senior Center	26	8/10/2022	48139	Hamburg	Kensington Metropark	Get Out & Play: Kensington Island Queen
Wayne Metro	21	8/11/2022	48186	Westland	Kensington Metropark	Get Out & Play: Kensington Island Queen
Village of Shiny Stars	40	6/8/2022	48229	Ecorse	Kensington Metropark	Get Out & Play: Kensington Splash 'n' Blast
Greater Ebenezer Christian Child Care Center	50	6/9/2022	48223	Detroit	Kensington Metropark	Get Out & Play: Kensington Splash 'n' Blast
Gwen's Heavens Angels Day Care LLC	12	6/14/2022	48223	Detroit	Kensington Metropark	Get Out & Play: Kensington Splash 'n' Blast
Brandon School Camp hawks	25	6/23/2022	48423	Davison	Kensington Metropark	Get Out & Play: Kensington Splash 'n' Blast
Detroit Parent Network	50	7/12/2022	48202	Detroit	Kensington Metropark	Get Out & Play: Kensington Splash 'n' Blast
Wayne Metro A2G - Lafayette	50	7/14/2022	48186	Westland	Kensington Metropark	Get Out & Play: Kensington Splash 'n' Blast
The Salvation Army	40	7/20/2022	48336	Farmington Hills	Kensington Metropark	Get Out & Play: Kensington Splash 'n' Blast
Jude Family Childcare Learning Center	30	7/21/2022	48213	Detroit	Kensington Metropark	Get Out & Play: Kensington Splash 'n' Blast
Wayne Metropolitan CAA	12	7/26/2022	48141	Inkster	Kensington Metropark	Get Out & Play: Kensington Splash 'n' Blast
Joda Jewels Consulting/Grandparents Parenting Again	50	7/27/2022	48223	Detroit	Kensington Metropark	Get Out & Play: Kensington Splash 'n' Blast
IHN at Alpha House	24	7/28/2022	48103	Ann Arbor	Kensington Metropark	Get Out & Play: Kensington Splash 'n' Blast
Kristy's Learning Center	50	8/2/2022	48202	Detroit	Kensington Metropark	Get Out & Play: Kensington Splash 'n' Blast
Howell Parks and Recreation Authority	50	8/3/2022	48843	Howell MI	Kensington Metropark	Get Out & Play: Kensington Splash 'n' Blast
Wayne Metropolitan CAA	40	8/4/2022	48240	Redford	Kensington Metropark	Get Out & Play: Kensington Splash 'n' Blast
Children of the Rising Sun Empowerment Center	50	8/10/2022	48219	Detroit	Kensington Metropark	Get Out & Play: Kensington Splash 'n' Blast
Wayne Metro	21	8/11/2022	48186	Westland	Kensington Metropark	Get Out & Play: Kensington Splash 'n' Blast
Turning Point, inc	25	6/29/2022	48046	Mount Clemens	Lake St. Clair Metropark	Get Out & Play: Lake St. Clair
Alkebulan Village	50	7/15/2022	48213	Detroit	Lake St. Clair Metropark	Get Out & Play: Lake St. Clair
Wayne Metro A2G Lafayette	50	7/21/2022	48186	Westland	Lake St. Clair Metropark	Get Out & Play: Lake St. Clair
Harrison Township Public Library	50	7/22/2022	48091	Warren	Lake St. Clair Metropark	Get Out & Play: Lake St. Clair
East Bethlehem Lutheran Church	50	7/25/2022	48312	Sterling Heights	Lake St. Clair Metropark	Get Out & Play: Lake St. Clair
Bethlehem Lutheran Early Learning Center	27	7/27/2022	48048	New haven	Lake St. Clair Metropark	Get Out & Play: Lake St. Clair
Today Is The Day Inc	50	7/29/2022	48214	Detroit	Lake St. Clair Metropark	Get Out & Play: Lake St. Clair
A2G Raupp	30	8/4/2022	48186	Westland	Lake St. Clair Metropark	Get Out & Play: Lake St. Clair
East Bethlehem Lutheran Church	50	8/5/2022	48312	Sterling Heights	Lake St. Clair Metropark	Get Out & Play: Lake St. Clair
Turning Point, inc	25	8/10/2022	48046	Mount Clemens	Lake St. Clair Metropark	Get Out & Play: Lake St. Clair
Chandler Park Conservancy	50	8/11/2022	48214	Detroit	Lake St. Clair Metropark	Get Out & Play: Lake St. Clair
The Baldwin Center	50	8/12/2022	48342	Pontiac	Lake St. Clair Metropark	Get Out & Play: Lake St. Clair
First Spanish American Baptist Church	50	8/19/2022	48362	Lake Orion	Lake St. Clair Metropark	Get Out & Play: Lake St. Clair
St. Anselm Catholic School	50	6/23/2022	48127	Dearborn Heights	Offsite	Get Out & Play: On the Road
Ypsilanti Senior Center	20	7/7/2022	48197	Ypsilanti	Offsite	Get Out & Play: On the Road
Central Woodward Community Partnership	25	7/19/2022	48221	Detroit	Offsite	Get Out & Play: On the Road
St. Paul United Church of Christ	25	7/27/2022	48134	Flat Rock	Offsite	Get Out & Play: On the Road
Plymouth Square	20	8/8/2022	48228	Detroit	Offsite	Get Out & Play: On the Road
The Salvation Army Downriver Corps	40	8/9/2022	48192	Wyandotte	Offsite	Get Out & Play: On the Road
Farmington Family YMCA	50	7/5/2022	48334	Farmington Hills	Willow Metropark	Get Out & Play: Willow
Wayne Metro	50	7/7/2022	48186	Westland	Willow Metropark	Get Out & Play: Willow
LASED	50	7/8/2022	48209	Detroit	Willow Metropark	Get Out & Play: Willow
Wayne Metro Community Action Agency	22	7/14/2022	48192	Wyandotte	Willow Metropark	Get Out & Play: Willow
Project Impact	30	7/15/2022	48033	Southfield	Willow Metropark	Get Out & Play: Willow
A2G Raupp	30	7/21/2022	48186	Westland	Willow Metropark	Get Out & Play: Willow
Wayne Metro Community Action Agency	23	7/28/2022	48183	Trenton	Willow Metropark	Get Out & Play: Willow
St. Paul United Church of Christ	40	7/29/2022	48134	Flat Rock	Willow Metropark	Get Out & Play: Willow
Wayne Metropolitan Community Action Agency	30	8/4/2022	48141	Inkster	Willow Metropark	Get Out & Play: Willow
Milan Summer Camp	50	8/11/2022	48160	Milan	Willow Metropark	Get Out & Play: Willow
Guiding Harbor	50	8/12/2022	48111	Belleville	Willow Metropark	Get Out & Play: Willow

# COMMUNITY ENGAGEMENT

## New:

- Reading and Rhythm at Detroit Riverfront Conservancy
- Stroller roll at Nankin Mills, Wayne County Parks
- Jr. Leadership Macomb
- Grandparents Day

## Ongoing:

- Detroit Riverfront Conservancy: 2022 programming



Stroller Roll, Nankin Mills Wayne County Parks

# GRANTS

## Ongoing:

- Green Ribbon Initiative with the Nature Conservancy, this grant covers conducting programming that highlights Oak Openings and develop interpretive signage at Oakwoods Nature Center

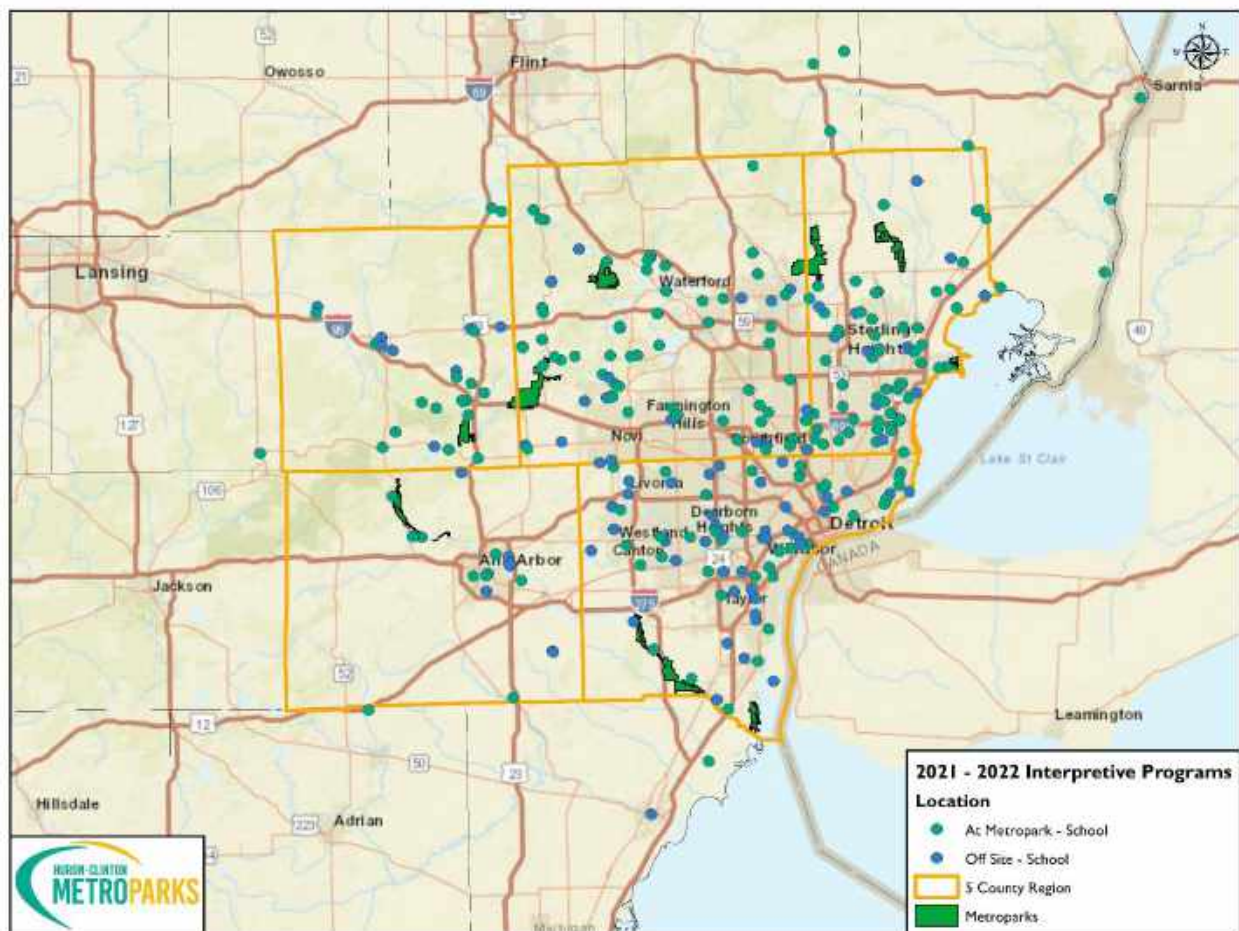
# PROGRAMMING

**New:**

## **2021-2022 school year reporting:**

- 593 reservations
  - 277 reservations off-site
  - 316 reservations at Interpretive centers
- 283 different schools participated
- Participation count 105,854

## **2021-2022 Interpretive Program Schools map**



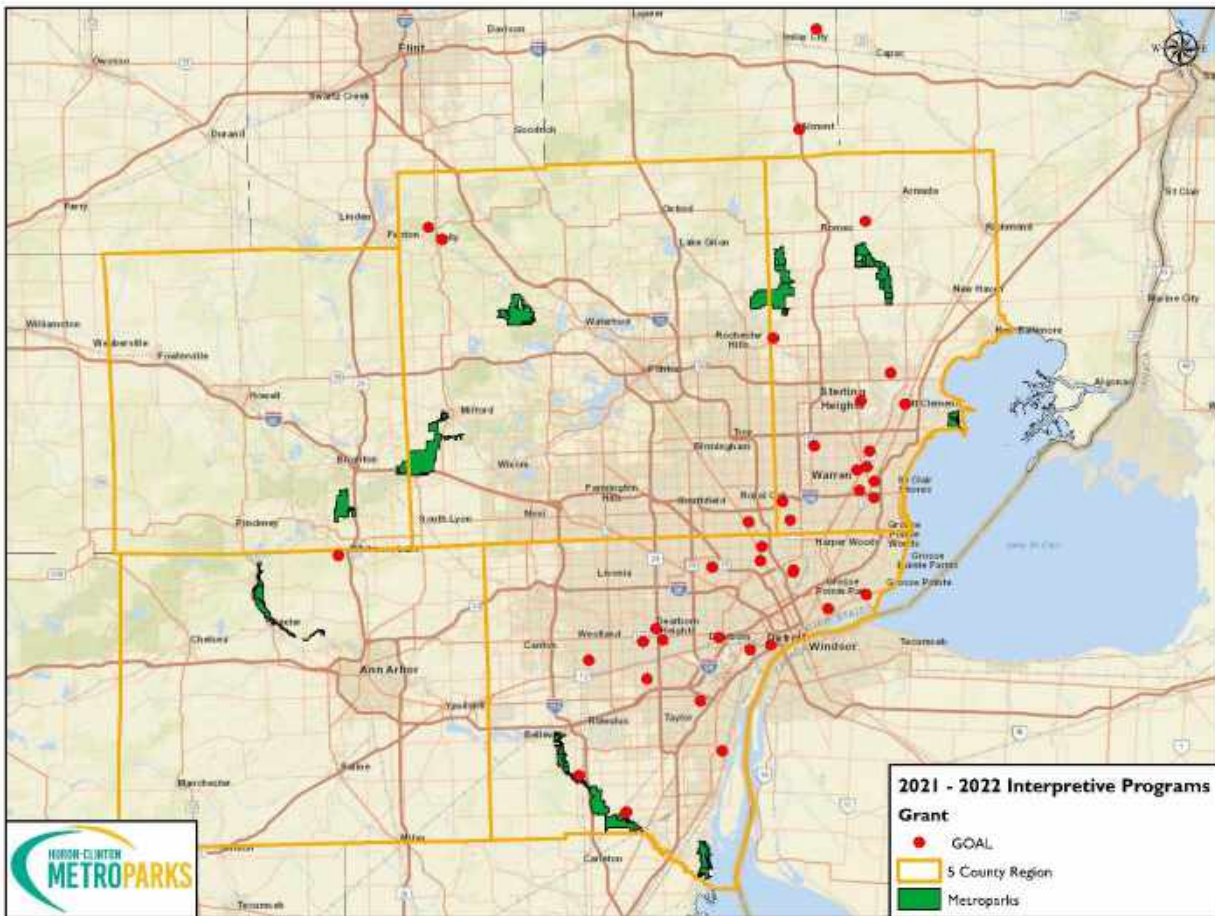


# PROGRAMMING

## 2021-2022 Get Out and Learn summary:

- 75 teachers applied for the scholarship
- 60 scheduled field trips
  - At schools
  - At Interpretive centers
- 40 different schools participated
- Participation count 2685

## 2021-2022 Interpretive Program GOAL map



# PROGRAMMING

## Ongoing:

- **Macomb County Head Start** discussions with Great Start Readiness Program leadership on engaging with birth to age 5; this will include their “Early Head Start”; which is for children 0-3 as well as more traditional Head Start, focused on ages 3-5.
  - They currently serve about 2100 students (birth to age 5) and are trying to add more families. They are in 18 of 21 school districts in Macomb as well as some private/charter schools and a few private home-based centers. Head Start is federally funded/locally administered early-childhood development for low-income families.
  - Stony Creek and Lake St. Clair Nature Centers and Wolcott Mill Farm Center will host “open house” style experiences for 200+ Head Start staff/teachers for them to learn about our early childhood programs, facilities, etc. This would be built into their teacher training that they all participate in for three weeks in August before the school year begins.
- **Developing a Pilot Hydroponics program for Macomb County Senior Centers**
  - Growing requests for the Metroparks to visit senior centers with specific interest in hydroponics.
  - Eastern District Community Outreach and Wolcott Mill Farm Center are teaming up to develop and pilot hydroponics program to be held at senior centers.
- **Get Out and Learn scholarships**
  - Will start again during the 2022-2023 school year
- **In-person, Synchronous and Asynchronous school programming continues**
- **In-person outdoor programming continues, including “pop-up” programs**
  - Staff is utilizing the data in the survey and identifying which programs offered to meet the most need within communities. This data will be utilized for 2023 program planning
- **Virtual/Social Media programming continues**
  - Continuing with Bird of the Week
  - Climate, water and wildlife Wednesdays
  - Building from Washtenaw County Water Commission messaging
  - Creating blogs and videos around water quality, restoration, and wetlands.



## Interpretive School Bookings

Organization	City	Zip Code
Manee, Paula	Adrian	49221
Allen Park Late Bloomers Garden Club	Allen Park	48101
Arno Elementary	Allen Park	48101
Arno Elementary	Allen Park	48101
Arno Elementary	Allen Park	48101
Arno Elementary	Allen Park	48101
Arno Elementary	Allen Park	48101
Arno Elementary	Allen Park	48101
Arno Elementary	Allen Park	48101
Arno Elementary	Allen Park	48101
Cabrini, Sarah Maffesoli	Allen Park	48101
Inter-City Baptist School	Allen Park	48101
Inter-City Baptist School	Allen Park	48101
Inter-City Baptist School	Allen Park	48101
Inter-City Baptist School	Allen Park	48101
Almont Elementary	Almont	48003
Almont Elementary	Almont	48003
Almont Elementary	Almont	48003
Almont Elementary	Almont	48003
Immaculate Conception	Anchorville	48023
Immaculate Conception	Anchorville	48023
Kaimal, Angie	Ann Arbor	48108
Ann Arbor STEAM	Ann Arbor	48105
Green House Montessori	Ann Arbor	48105
Green House Montessori	Ann Arbor	48105
Humane Society of Huron Valley	Ann Arbor	48105
King Elementary	Ann Arbor	48105
King Elementary	Ann Arbor	48105
KLA	Ann Arbor	48105
Michigan Islamic Academy Ann Arbor	Ann Arbor	48105
Washtenaw Community College	Ann Arbor	48105
Washtenaw Community College	Ann Arbor	48105
Washtenaw Community College	Ann Arbor	48105
Washtenaw Community College	Ann Arbor	48105
Washtenaw Community College	Ann Arbor	48105
Washtenaw Community College	Ann Arbor	48105
A2V School	Ann Arbor	48104
Pelak, Shawn	Ann Arbor	48104
Triangle Cooperative Preschool	Ann Arbor	48104
Triangle Cooperative Preschool	Ann Arbor	48104
Trudeau, Elizabeth	Ann Arbor	48104
U-M Retirement Association	Ann Arbor	48104
Westerman Preschool	Ann Arbor	48104
Glacier Way Cooperative Preschool	Ann Arbor	48103
Glacier Way Cooperative Preschool	Ann Arbor	48103
Pack 131	Ann Arbor	48103
Troop 40265	Ann Arbor	48103
Krause Elementary School	Armada	48005
Krause Elementary School	Armada	48005
LeFever, Cheryl	Armada	48005
Ellis, Erin	Auburn Hills	48326
Ellis, Erin	Auburn Hills	48326
Ellis, Erin	Auburn Hills	48326

## Interpretive School Bookings

Organization	City	Zip Code
Ellis, Erin	Auburn Hills	48326
Kindercare Auburn Hills	Auburn Hills	48326
Belleville Head Start	Belleville	48111
Belleville Head Start	Belleville	48111
Ramsey, John	Belleville	48111
Berkley Parks and Recreation	Berkley	48072
Homeschool Adventures	Berkley	48072
Homeschool Adventures	Berkley	48072
Pierce, Debbie	Birmingham	48009
Cedarbrook Senior Living Bloomfield	Bloomfield Hills	48304
Cedarbrook Senior Living Bloomfield	Bloomfield Hills	48304
Kadambari, Krichi	Bloomfield Hills	48304
Kelkar, Marci	Bloomfield Hills	48304
Kelkar, Marci	Bloomfield Hills	48304
Ramsay, E	Boca Raton	33433
St. Pat's Homeschool Group	Brighton	48416
Ainsley's Angels	Brighton	48116
Brighton Miller Head Start	Brighton	48116
Brighton Miller Head Start	Brighton	48116
Chappel, Rebecca	Brighton	48116
Felder, Bradley	Brighton	48116
First Steps Preschool	Brighton	48116
First Steps Preschool	Brighton	48116
First Steps Preschool	Brighton	48116
First Steps Preschool	Brighton	48116
Girl Scout Troop 40790	Brighton	48116
Hawkins Elementary	Brighton	48116
Hawkins Elementary	Brighton	48116
Hornung Elementary	Brighton	48116
Hornung Elementary	Brighton	48116
Lake, Adam	Brighton	48116
Maple Hill Homeschool	Brighton	48116
Tot-Spot Brighton	Brighton	48116
Tot-Spot Brighton	Brighton	48116
Tot-Spot Brighton	Brighton	48116
Tot-Spot Brighton	Brighton	48116
Tot-Spot Brighton	Brighton	48116
Busick, Todd	Brighton	48114
Carrill, Tonya	Brighton	48114
Cioffi, Mary Ann	Brighton	48114
Cornerstone Christian School	Brighton	48114
Delaney, Kelli	Brighton	48114
Delaney, Kelli	Brighton	48114
Koivu, Sheng	Brighton	48114
Shepherd of the Lakes School	Brighton	48114
Shepherd of the Lakes School	Brighton	48114
Sherrill, Sheralyn	Brighton	48114
Spencer Elementary School	Brighton	48114
Styes, Megan	Brighton	48114
Il, Savannah	Byron	48418
Canton Leisure Services	Canton	48188
St. Thomas a'Becket Church	Canton	48188
781, Troop	Canton	48187

## Interpretive School Bookings

Organization	City	Zip Code
Cook, Sara	Canton	48187
Plymouth Christian Academy	Canton	48187
Shajara Tayyiba School	Canton	48187
Workman Elementary	Canton	48187
Rising Stars Academy	Center Line	48015
Hibbard, Kelsey	Clarkston	48348
Hibbard, Kelsey	Clarkston	48348
Hibbard, Kelsey	Clarkston	48348
Hibbard, Kelsey	Clarkston	48348
Clarkston Community Schools	Clarkston	48346
Clarkston Community Schools	Clarkston	48346
Clarkston Community Schools	Clarkston	48346
Clarkston Community Schools	Clarkston	48346
Clarkston Community Schools	Clarkston	48346
Clarkston Community Schools	Clarkston	48346
Clarkston Community Schools	Clarkston	48346
Clarkston Community Schools	Clarkston	48346
Clarkston Community Schools	Clarkston	48346
Clarkston Elementary	Clarkston	48346
Clarkston Public Schools Funshine	Clarkston	48346
Clarkston Public Schools Funshine	Clarkston	48346
Pine Knob Elementary	Clarkston	48346
Renaissance High School	Clarkston	48346
Clinton Community Schools	Clinton	49236
Huron Elementary	Clinton Township	48038
Huron Elementary	Clinton Township	48038
Huron Elementary	Clinton Township	48038
Huron Elementary	Clinton Township	48038
Huron Elementary School	Clinton Township	48038
Huron Elementary School	Clinton Township	48038
Huron Elementary School	Clinton Township	48038
Little People Big Minds	Clinton Township	48038
Lutz School, Marina Garcia	Clinton Township	48038
Lutz Vocational School	Clinton Township	48038
Macomb Community College	Clinton Township	48038
Macomb Community College	Clinton Township	48038
Macomb Community College	Clinton Township	48038
Macomb Community College	Clinton Township	48038
Macomb Community College	Clinton Township	48038
Macomb Community College	Clinton Township	48038
Macomb Community College: North Campus	Clinton Township	48038
Brosnihan, Alison	Clinton Township	48036
Teens for Tots Preschool	Clinton Township	48036
Trinity Early Childhood	Clinton Township	48036
Trinity Early Childhood	Clinton Township	48036
Trinity Lutheran Church	Clinton Township	48036
Faith Baptist Church	Clinton Township	48035
Faith Christian	Clinton Township	48035
Faith Christian School, Eunice VanBergen	Clinton Township	48035
Faith Christian School, Eunice VanBergen	Clinton Township	48035
Faith Christian School, Eunice VanBergen	Clinton Township	48035
Parker Elementary	Clinton Township	48035
Rainbow Elementary	Clinton Township	48035
Rainbow Elementary	Clinton Township	48035

## Interpretive School Bookings

Organization	City	Zip Code
Rainbow Elementary School	Clinton Township	48035
Salk Elementary, Kelly Jenks	Clinton Township	48035
Salk Elementary, Kelly Jenks	Clinton Township	48035
Clinton-Macomb Library - South Branch	Clinton Twp	48035
Commerce Elementary	Commerce Township	48382
Commerce Elementary	Commerce Township	48382
Commerce Elementary	Commerce Township	48382
Commerce Elementary	Commerce Township	48382
Country Oaks Elementary	Commerce Township	48382
Country Oaks Elementary	Commerce Township	48382
Country Oaks Elementary	Commerce Township	48382
Country Oaks Elementary	Commerce Township	48382
Country Oaks Elementary	Commerce Township	48382
Andersonville Elementary	Davisburg	48350
Davisburg Elementary	Davisburg	48350
Davisburg Elementary	Davisburg	48350
Howard Elementary	Dearborn	48128
Geer Park Elementary	Dearborn	48126
Geer Park Elementary	Dearborn	48126
M & M Academy	Dearborn	48126
M & M Academy	Dearborn	48126
M & M Academy	Dearborn	48126
Riverside Academy West	Dearborn	48126
Riverside Academy West	Dearborn	48126
Riverside Academy West	Dearborn	48126
Riverside Academy West	Dearborn	48126
Riverside Academy West	Dearborn	48126
Riverside Academy West	Dearborn	48126
Riverside Academy West	Dearborn	48126
Spencer, Julie	Dearborn	48126
Sroka, Fred	Dearborn	48126
William Ford Elementary	Dearborn	48126
William Ford Elementary	Dearborn	48126
William Ford Elementary	Dearborn	48126
Salina Preschool	Dearborn	48120
Evanoff, Stacy	Dearborn Heights	48127
Evanoff, Stacy	Dearborn Heights	48127
Kinloch Elementary	Dearborn Heights	48127
Kinloch Elementary	Dearborn Heights	48127
Kinloch Elementary	Dearborn Heights	48127
St. Anselm School	Dearborn Heights	48127
St. Anselm School	Dearborn Heights	48127
St. Linus Catholic School	Dearborn Heights	48127
Bedford Elementary	Dearborn Heights	48125
Bedford Elementary	Dearborn Heights	48125
Bedford Elementary	Dearborn Heights	48125
Bedford Elementary	Dearborn Heights	48125
St. Albert the Great	Dearborn Heights	48125
St. Albert the Great	Dearborn Heights	48125
St. Albert the Great	Dearborn Heights	48125
Geer Park Elementary	Dearborn	48126
Mauck, Addison	Detroit	48243
Mauck, Addison	Detroit	48243
Bow Elementary School	Detroit	48235

## Interpretive School Bookings

Organization	City	Zip Code
Bow Elementary School	Detroit	48235
Carver STEM Academy	Detroit	48228
Carver STEM Academy	Detroit	48228
John R. King Elementary School	Detroit	48227
Pasteur Elementary	Detroit	48221
Pasteur Elementary	Detroit	48221
Charles Wright Academy	Detroit	48219
Charles Wright Academy	Detroit	48219
Tucker, Shavonne	Detroit	48219
Mark Twain School for Scholars	Detroit	48217
Mark Twain School for Scholars	Detroit	48217
Detroit Merit Charter Academy	Detroit	48215
Marcus Garvey Academy	Detroit	48214
A.L. Holmes Academy of Blended Learning	Detroit	48213
Oakland International Academy	Detroit	48211
Academy of the Americas	Detroit	48210
Academy of the Americas	Detroit	48210
Grace Christian Academy	Detroit	48210
Munger Elementary-Middle School	Detroit	48210
Munger Elementary-Middle School	Detroit	48210
Munger Elementary-Middle School	Detroit	48210
Munger Elementary-Middle School	Detroit	48210
Bennett Elementary	Detroit	48209
Clark Park Coalition	Detroit	48209
Doyle, Yolanda	Detroit	48209
Maybury Elementary Preschool	Detroit	48209
Maybury Elementary Preschool	Detroit	48209
Neinas Dual Language Learning Academy	Detroit	48209
Neinas Dual Language Learning Academy	Detroit	48209
Detroit Riverfront Conservancy	Detroit	48207
Detroit Riverfront Conservancy	Detroit	48207
Girl Scouts of Southeastern Michigan	Detroit	48207
Girl Scouts of Southeastern Michigan	Detroit	48207
Detroit Public Schools Community District	Detroit	48204
Detroit Public Schools Community District	Detroit	48204
Detroit Public Schools Community District	Detroit	48204
Detroit Public Schools Community District	Detroit	48204
Golightly Education Center	Detroit	48202
Charlotte Mason Community School	Detroit	48203
Charlotte Mason Community School	Detroit	48203
Charlotte Mason Community School	Detroit	48203
Beacon Elementary	Dexter	48130
Beacon Elementary	Dexter	48130
Dexter Senior Center	Dexter	48130
Kidsland Montessori	Dexter	48130
Kidsland Montessori	Dexter	48130
Mill Creek Middle School	Dexter	48130
Mill Creek Middle School	Dexter	48130
Thompson, Natalie	Dexter	48130
Thompson, Natalie	Dexter	48130
Thompson, Natalie	Dexter	48130
Thompson, Natalie	Dexter	48130
Thompson, Natalie	Dexter	48130

### Interpretive School Bookings

Organization	City	Zip Code
Wendt, Marianne	Dexter	48130
Seven Ponds Photo Club	Dryden	48428
Shink, Andrea	East China	48054
Bruce, Morgan	East Lansing	48824
Eastpointe Early Learning Center	Eastpointe	48021
Eastpointe Early Learning Center	Eastpointe	48021
Eastpointe Early Learning Center	Eastpointe	48021
St. Peters Lutheran	Eastpointe	48021
Kodumuru, Vishnu	Farmington	48335
Hillel Day School	Farmington	48334
maria montessori center	Farmington	48334
St. Fabian Catholic School	Farmington	48334
St. Fabian Catholic School	Farmington	48334
St. Fabian Catholic School	Farmington	48334
St. Fabian Catholic School	Farmington	48334
Wild and Free Southeast Michigan	Farmington	48334
Gutowski, Jamie	Farmington Hills	48336
St. Fabian Preschool	Farmington Hills	48334
St. Fabian Preschool	Farmington Hills	48334
St. Fabian Preschool	Farmington Hills	48334
St. Fabian Preschool	Farmington Hills	48334
Fenton Early Learning Center	Fenton	48430
Warda Homeschool Foundation	Fenton	48430
Edison Career Center	Ferndale	48220
Edison Career Center	Ferndale	48220
Ferndale Upper and Lower Elementary	Ferndale	48220
Ferndale Upper and Lower Elementary	Ferndale	48220
Jennex, Scott	Ferndale	48220
Rajae, Mozhgong	Ferndale	48220
Rajae, Mozhgong	Ferndale	48220
Rajae, Mozhgong	Ferndale	48220
Barnes Elementary	Flat Rock	48134
Parker, Heather	Flat Rock	48134
Parker, Heather	Flat Rock	48134
Fowlerville Head Start	Fowlerville	48836
Fowlerville Head Start	Fowlerville	48836
HT Smith Elementary	Fowlerville	48836
HT Smith Elementary	Fowlerville	48836
Little Glad Early Childhood Center	Fowlerville	48836
Little Glad Early Childhood Center	Fowlerville	48836
Eisenhower Elementary	Fraser	48026
Eisenhower Elementary	Fraser	48026
Emerson Elementary	Fraser	48026
Emerson Elementary	Fraser	48026
Emerson Elementary	Fraser	48026
Emerson Elementary	Fraser	48026
Emerson Elementary	Fraser	48026
Emerson Elementary	Fraser	48026
Emerson Elementary	Fraser	48026
Emmerson Elementary	Fraser	48026
Emmerson Elementary	Fraser	48026
Goy, Michelle	Fraser	48026
Scheeres, Beth	Fraser	48026
Scheeres, Beth	Fraser	48026



## Interpretive School Bookings

Organization	City	Zip Code
Tipton Academy	Garden City	48135
Wayne-Metro Head Start - Garden City	Garden City	48135
Wayne-Metro Head Start - Garden City	Garden City	48135
Wayne-Metro Head Start - Garden City	Garden City	48135
Lion Cubs Pack 252	Generic	11111
Michigan Department of Natural Resources	Goodells	48027
Michigan Department of Natural Resources	Goodells	48027
Gibson, Natalie	Grand Blanc	48439
Gibson, Natalie	Grand Blanc	48439
Gibson, Natalie	Grand Blanc	48439
Schuetz, Megan	Grand Rapids	49505
Budziak, Jenny	Grosse Ile	48138
Meridian Elementary	Grosse Ile	48138
Pack 1261	Grosse Ile	48138
Pack 1261	Grosse Ile	48138
Parker, Erin	Grosse Ile	48138
Denison, Michelle	Grosse Pointe	48236
Eastside kinder	Grosse Pointe	48236
Eastside kinder	Grosse Pointe	48236
Grosse Pointe Academy	Grosse Pointe	48236
Grosse Pointe Academy	Grosse Pointe	48236
Grosse Pointe Academy	Grosse Pointe	48236
Kerby Elementary	Grosse Pointe	48236
Klimczuk, Katy	Grosse Pointe	48236
Kowal, Rachel	Grosse Pointe	48236
Skowronski, Chris	Grosse Pointe	48236
University of Liggett	Grosse Pointe	48236
Defer Elementary	Grosse Pointe	48230
Defer Elementary	Grosse Pointe	48230
Martin, Gillian	Grosse Pointe	48230
Martin, Gillian	Grosse Pointe	48230
Martin, Gillian	Grosse Pointe	48230
Martin, Gillian	Grosse Pointe	48230
St. Clare of Montefalco Catholic School	Grosse Pointe	48230
Bridge Academy East, Madina Hrnicek	Hamtramck	48212
Hamtramck High School	Hamtramck	48212
Hanley International Academy	Hamtramck	48212
Hanley International Academy	Hamtramck	48212
Hanley International Academy	Hamtramck	48212
Holbrook Elementary	Hamtramck	48212
Kosciuszko Middle School	Hamtramck	48212
Creation Station	Harrison Township	48045
Edwards, Sharrice	Harrison Township	48045
Edwards, Sharrice	Harrison Township	48045
Edwards, Sharrice	Harrison Township	48045
Knox Presbyterian Church	Harrison Township	48045
Knox Presbyterian Church	Harrison Township	48045
L'anse Cruese Early Childhood Center	Harrison Township	48045
L'anse Cruese Early Childhood Center	Harrison Township	48045
L'anse Cruese Early Childhood Center	Harrison Township	48045
L'anse Cruese Early Childhood Center	Harrison Township	48045
Lobbestael Elementary School	Harrison Township	48045
Middleton, Kyle	Harrison Township	48045



## Interpretive School Bookings

Organization	City	Zip Code
Rubba, Suzanne	Harrison Township	48045
Troop 76984	Harrison Township	48045
Daguanno, Andrea	Hartland	48353
Little Saints Christian School	Hartland	48353
Little Saints Christian School	Hartland	48353
Little Saints Christian School	Hartland	48353
Mitten Homeschool	Hartland	48353
Hazel Park United Oaks Elementary School	Hazel Park	48030
Hazel Park United Oaks Elementary School	Hazel Park	48030
Apollo Center Highland	Highland	48357
Apollo Center Highland	Highland	48357
Apollo Center Highland	Highland	48357
Apollo Center Highland	Highland	48357
Dittrick, Brock	Highland	48357
Milford High School Adult Transition Program	Highland	48357
Milford High School Adult Transition Program	Highland	48357
Milford High School Adult Transition Program	Highland	48357
Wee Friends	Highland	48357
Charlotte Mason Community School	Highland Park	48203
Charlotte Mason Community School	Highland Park	48203
Charlotte Mason Community School	Highland Park	48203
Greenfield Union	Highland Park	48203
Greenfield Union Elementary	Highland Park	48203
Highland Elementary	Highland Twp.	48357
Rose Pioneer Elementary	Holly	48509
Rose Pioneer Elementary	Holly	48509
Rose Pioneer Elementary	Holly	48509
Holly Elementary	Holly	48442
Patterson Elementary	Holly	48442
Patterson Elementary	Holly	48442
Patterson Elementary	Holly	48442
Patterson Elementary	Holly	48442
Rose Pioneer Elementary	Holly	48442
Rose Pioneer Elementary	Holly	48442
Holly Elementary	Holly	48440
Holly Elementary	Holly	48440
Holly Elementary	Holly	48440
Holly Elementary	Holly	48440
Jill Dilley	Howell	48855
Brighton Co-op	Howell	48843
Brighton Cooperative Preschool	Howell	48843
Butler, Stephanie	Howell	48843
Charyl Stockwell Academy	Howell	48843
Charyl Stockwell Academy	Howell	48843
Charyl Stockwell Academy	Howell	48843
Charyl Stockwell Academy	Howell	48843
Charyl Stockwell Academy	Howell	48843
Charyl Stockwell Academy	Howell	48843
Charyl Stockwell Academy	Howell	48843
Hartland Head Start	Howell	48843
Hartland Head Start	Howell	48843
Howell LESA Center	Howell	48843
Howell LESA Center	Howell	48843

### Interpretive School Bookings

Organization	City	Zip Code
LESA	Howell	48843
Little Highlanders Learning Center	Howell	48843
Little Highlanders Learning Center	Howell	48843
Little Highlanders Learning Center	Howell	48843
Livingston County Convention and Visitors Bureau	Howell	48843
Mitchell, Krista	Howell	48843
Pathway School LESA	Howell	48843
Southwest Elementary	Howell	48843
Southwest Elementary	Howell	48843
Voyager Elementary	Howell	48843
Voyager Elementary	Howell	48843
Voyager Elementary	Howell	48843
herzog, suzanne	Imlay City	48444
Weston Elementary	Imlay City	48444
Tomlinson Middle School	Inkster	48141
Crowley Center	Lincoln Park	48146
Crowley Center	Lincoln Park	48146
Salliotte, Dennis	Lincoln Park	48146
Buchanan Elementary	Livonia	48154
Roosevelt Elementary School	Livonia	48154
Greenmead Historical Park, Greenmead Historical Park	Livonia	48152
SRSly Dexter	Livonia	48152
Greenmead Historical Park	Livonia	48152
Greenmead Historical Park	Livonia	48152
Webster Elementary School	Livonia	48152
Webster Elementary School	Livonia	48152
Clauder, Kristen	Livonia	48150
Boy Scouts Pack 92	Macomb	48044
Ebeling Girl Scouts Junior #76685	Macomb	48044
Immanuel Lutheran	Macomb	48044
Immanuel Lutheran	Macomb	48044
Immanuel Lutheran	Macomb	48044
Little Turtle	Macomb	48044
Little Turtle	Macomb	48044
Mohawk Elementary	Macomb	48044
Utica Community Schools: Ebeling	Macomb	48044
Utica Community Schools: Ebeling	Macomb	48044
Pack 92	Macomb	48042
Atwood Elementary	Macomb	48042
Atwood Elementary	Macomb	48042
Atwood Elementary	Macomb	48042
Atwood Elementary	Macomb	48042
Atwood Elementary	Macomb	48042
Atwood Elementary	Macomb	48042
Atwood Elementary	Macomb	48042
Atwood Elementary	Macomb	48042
Atwood Elementary	Macomb	48042
Baby Acres	Macomb	48042
Fisher, Lindsay	Macomb	48042
St Peter, Louis Armbrecht	Macomb	48042
St Peter, Louis Armbrecht	Macomb	48042
St Peter, Louis Armbrecht	Macomb	48042
St Peter, Louis Armbrecht	Macomb	48042
St. Peter Lutheran	Macomb	48042

## Interpretive School Bookings

Organization	City	Zip Code
St. Peter Lutheran	Macomb	48042
St. Peter Lutheran	Macomb	48042
St. Peter Lutheran - Preschool	Macomb	48042
Wierbicki, Kelsi	Macomb	48042
Sequoyah Elementary	Macomb	48042
Four Corners Montessori Academy	Madison Heights	48071
HOPKINS, JESSICA	Madison Heights	48071
Harm, Courtney	Madison Heights	48071
Harm, Courtney	Madison Heights	48071
Harm, Courtney	Madison Heights	48071
Harm, Courtney	Madison Heights	48071
Pieper, Lora	Madison Heights	48071
Pieper, Lora	Madison Heights	48071
Pieper, Lora	Madison Heights	48071
Pieper, Lora	Madison Heights	48071
Pieper, Lora	Madison Heights	48071
Pieper, Lora	Madison Heights	48071
Pieper, Lora	Madison Heights	48071
Pieper, Lora	Madison Heights	48071
Pieper, Lora	Madison Heights	48071
Pieper, Lora	Madison Heights	48071
Life Skills Port Huron	Marine City	48594
Life Skills Centers Bluewater	Marine City	48039
Life Skills Centers Bluewater	Marine City	48039
Life Skills Centers Bluewater	Marine City	48039
Life Skills Centers Bluewater	Marine City	48039
Life Skills Centers Bluewater	Marine City	48039
Tomich, Amanda	Marshall	49068
Church, Samantha	Melvindale	48122
Church, Samantha	Melvindale	48122
Church, Samantha	Melvindale	48122
Church, Samantha	Melvindale	48122
MeINAP Virtual Academy	Melvindale	48122
Memphis Elementary	Memphis	48041
Milan Childrens Preschool	Milan	48160
De-Varenes, Natalie	Milford	48381
De-Varenes, Natalie	Milford	48381
Driggers, Jeff	Milford	48381
Driggers, Jeff	Milford	48381
Krips Academy	Milford	48381
Mihail, Melinda	Milford	48381
Mihail, Melinda	Milford	48381
All Star Preschool	Milford	48380
BARZYK, THOMAS	Milford	48380
Friends Preschool	Milford	48380
Friends Preschool	Milford	48380
Friends Preschool	Milford	48380
Friends Preschool	Milford	48380
Friends Preschool	Milford	48380
Friends Preschool	Milford	48380
Friends Preschool	Milford	48380
Kennedy, Mike	Milford	48380
Metro Homeschool Connection	Milford	48380
Millner, Cassandra	Milford	48380

## Interpretive School Bookings

Organization	City	Zip Code
River Raisin Institute	Monroe	48162
St. Michael School	Monroe	48161
Clinton Valley Great Start	Mount Clemens	48043
Family Resource Center	Mount Clemens	48043
Family Resource Center	Mount Clemens	48043
Family Resource Center	Mount Clemens	48043
Family Resource Center	Mount Clemens	48043
Rogers, Nicole	Mount Clemens	48043
St. Mary Catholic School	Mount Clemens	48043
Carlenord Elementary School	New Baltimore	48051
Carlenord Elementary School	New Baltimore	48051
Francis Higgins Elementary	New Baltimore	48051
Dickerson, Heather	New Baltimore	48047
Healy, Jenny	New Baltimore	48047
Healy, Jenny	New Baltimore	48047
Hood, Becky	New Baltimore	48047
Sugarbush	New Baltimore	48047
Sugarbush	New Baltimore	48047
Sugarbush Elementary	New Baltimore	48047
Sugarbush Elementary	New Baltimore	48047
Brown Elementary	New Boston	48164
Miller Elementary	New Boston	48164
Sunnyside Preschool	New Boston	48164
Life Enrichment Academy	New Haven	48048
Life Enrichment Academy	New Haven	48048
Life Enrichment Academy	New Haven	48048
Life Enrichment Academy	New Haven	48048
Life Enrichment Academy	New Haven	48048
Life Enrichment Academy	New Haven	48048
New Haven Head Start	New Haven	48048
Killoran, Danielle	New Hudson	48165
Wagg, Bernice	New Hudson	48165
Saint Charles Borromeo Catholic Academy	Newport	48166
Neha Patel, Ridgewood Elementary	Northville	48168
Neha Patel, Ridgewood Elementary	Northville	48168
Ward Church	Northville	48168
Amerman Elementary	Northville	48167
Moranie Elementary	Northville	48167
Moranie Elementary	Northville	48167
Moranie Elementary	Northville	48167
Northville Presbyterian Preschool	Northville	48167
Northville Presbyterian Preschool	Northville	48167
Northville Presbyterian Preschool	Northville	48167
Northville Presbyterian Preschool	Northville	48167
Sokolowski, Nicole	Northville	48167
Sokolowski, Nicole	Northville	48167
Sokolowski, Nicole	Northville	48167
Sokolowski, Nicole	Northville	48167
BHATTACHARYYA, Anamitra	Novi	48377
BHATTACHARYYA, Anamitra	Novi	48377
Train Station Preschool	Novi	48377
City of Novi	Novi	48375
Cub Scout Pack 240	Novi	48375

## Interpretive School Bookings

Organization	City	Zip Code
Dixon, Thomas	Novi	48375
Dixon, Thomas	Novi	48375
Dixon, Thomas	Novi	48375
Dixon, Thomas	Novi	48375
Filipowski, Agnes	Novi	48375
Saval, Kathy	Novi	48375
Saval, Kathy	Novi	48375
Berkley Building Blocks	Oak Park	48237
Berkley Building Blocks	Oak Park	48237
Berkley Building Blocks	Oak Park	48237
Beth Jacob School	Oak Park	48237
Francis Scott Key Elementary	Oak Park	48237
Francis Scott Key Elementary	Oak Park	48237
Leader Dogs	Oak Park	48237
Eagle Creek Academy	Oakland	48363
Kebert, Kailey	Ortonville	48462
Kebert, Kailey	Ortonville	48462
Kebert, Kailey	Ortonville	48462
Kebert, Kailey	Ortonville	48462
Kingsbury Country Day School	Oxford	48370
Kingsbury Country Day School	Oxford	48370
Kingsbury Country Day School	Oxford	48370
Kingsbury Country Day School	Oxford	48370
Farley Hill Elementary	Pinckney	48169
G.S. Troop	Pinckney	48169
Keskitalo, Bethany	Pinckney	48169
Lakeland Kensington Woods Head Start	Pinckney	48169
Light of the World Academy	Pinckney	48169
Szornyi, Xiaoyan	Pinckney	48169
Gerlach, Kelly	Plymouth	48170
Bird Elementary	Plymouth	48170
Bird Elementary	Plymouth	48170
Cedarbrook Senior Living Northville	Plymouth	48170
Cedarbrook Senior Living Northville	Plymouth	48170
Cedarbrook Senior Living Northville	Plymouth	48170
Cedarbrook Senior Living Northville	Plymouth	48170
Cedarbrook Senior Living Northville	Plymouth	48170
Cedarbrook Senior Living Northville	Plymouth	48170
Cedarbrook Senior Living Northville	Plymouth	48170
Cedarbrook Senior Living Northville	Plymouth	48170
Cedarbrook Senior Living Northville	Plymouth	48170
Cedarbrook Senior Living Northville	Plymouth	48170
Cedarbrook Senior Living Northville	Plymouth	48170
Cedarbrook Senior Living Northville	Plymouth	48170
Farrand Elementary	Plymouth	48170
Plymouth Christian Academy	Plymouth	48170
Plymouth Community Chamber of Commerce	Plymouth	48170
Great Pontiac Host Committee	Pontiac	48343
Grace Center of Hope	Pontiac	48342
Michigan State University Extension	Pontiac	48341
Notre Dame Marist Academy	Pontiac	48340
Notre Dame Marist Academy	Pontiac	48340
Walton Charter Academy	Pontiac	48340
Life Skills - Bright Futures	Port Huron	48060

### Interpretive School Bookings

Organization	City	Zip Code
St. Mary McCormick	Port Huron	48060
Life Skills	Ray	48039
Life Skills	Ray	48039
Life Skills	Ray	48039
Life Skills	Ray	48039
Life Skills	Ray	48039
Life Skills	Ray	48039
Keeler Elementary	Redford	48240
Keeler Elementary	Redford	48240
Keeler Elementary	Redford	48240
Toth, Steve	Redford	48239
Toth, Steve	Redford	48239
Vandenberg Elementary	Redford	48239
Vandenberg Elementary	Redford	48239
Wilhelmsen, Danielle	Redford	48239
Richmond Schools: Will E. Lee Elementary	Richmond	48062
Richmond Schools: Will E. Lee Elementary	Richmond	48062
Richmond Schools: Will E. Lee Elementary	Richmond	48062
Richmond Schools: Will E. Lee Elementary	Richmond	48062
St. Peter Lutheran	Richmond	48062
Will L. Lee Elementary	Richmond	48062
Will L. Lee Elementary	Richmond	48062
Will L. Lee Elementary	Richmond	48062
Gudith Elementary	Riverview	48193
Abiding Presence Preschool	Rochester	48309
Abiding Presence Preschool	Rochester	48309
Pomeroy Living Rochester	Rochester	48309
Cuthbertson, Karen	Rochester	48307
Holy Family Regional School	Rochester	48307
Holy Family Regional School	Rochester	48307
Holy Family Regional School	Rochester	48307
Holy Family Regional School	Rochester	48307
Holy Family Regional School	Rochester	48307
Rochester Community Schools	Rochester	48307
Rochester Community Schools	Rochester	48307
Romeo District Library	Rochester	48307
St John Lutheran Rochester	Rochester	48307
St John Lutheran Rochester	Rochester	48307
Oak Arbor School, Judi Pafford	Rochester	48306
Oak Arbor School, Judi Pafford	Rochester	48306
Chapman Elementary	Rockwood	48173
COFFEECLUB	Rockwood	48173
Homeschool, Rina	Rockwood	48173
Rockwood Historical Society	Rockwood	48173
Scramble, 4	Rockwood	48173
Shelton, Charlie	Romeo	48065
Caruso, Heather	Roseville	48066
Dooley Little Learners	Roseville	48066
Dort Elementary	Roseville	48066
Dort Elementary	Roseville	48066
Fountain Elementary	Roseville	48066
Fountain Elementary	Roseville	48066
Huron Park Elementary	Roseville	48066

## Interpretive School Bookings

Organization	City	Zip Code
Joseph G. Steenland Elementary	Roseville	48066
Joseph G. Steenland Elementary	Roseville	48066
Joseph G. Steenland Elementary	Roseville	48066
Pathways	Roseville	48066
Steenland Elementary	Roseville	48066
Steenland Elementary	Roseville	48066
Steenland Elementary	Roseville	48066
Steenland Elementary	Roseville	48066
Steenland Elementary	Roseville	48066
Steenland Elementary	Roseville	48066
Addams Elementary School	Royal Oak	48073
Dionne, William	Royal Oak	48073
Royal Oak High School	Royal Oak	48073
Royal Oak High School	Royal Oak	48073
Soboleski, Sarah	Royal Oak	48073
Not Just Play	Saint Clair	48079
Not Just Play	Saint Clair	48079
Not Just Play	Saint Clair	48079
Not Just Play	Saint Clair	48079
Masonic Heights Elementary	Saint Clair Shores	48082
Masonic Heights Elementary	Saint Clair Shores	48082
Saint Clair Shores Community Education	Saint Clair Shores	48082
Greenwood Elementary School	Saint Clair Shores	48081
St Germaine	Saint Clair Shores	48081
Maki, Sandra	Saint Clair Shores	48080
St Joan of Arc School	Saint Clair Shores	48080
Shelby LEA	Shelby Township	48317
Shelby LEA	Shelby Township	48317
Shining Star Preschool	Shelby Township	48315
Girl Scout Brownies troop 77024	Shelby Township	48315
Bartlett Elementary	South Lyon	48178
Grochowski, Erica	South Lyon	48178
Grochowski, Erica	South Lyon	48178
Hardy Elementary School	South Lyon	48178
Moms of South Lyon	South Lyon	48178
Moms of South Lyon	South Lyon	48178
Moms of South Lyon	South Lyon	48178
Pierce, Margaret	South Lyon	48178
Platis, Holly	South Lyon	48178
Platis, Holly	South Lyon	48178
Platis, Holly	South Lyon	48178
South Lyon Co-op Preschool	South Lyon	48178
Zanolli, Heidi	South Lyon	48178
Bluebird House	Southfield	48075
Southfield Christian School	Southfield	48034
Griffiths, Nicole	Southfield	48033
Slotnick, Rachel	Southgate	48195
St. Pius Catholic School	Southgate	48195
St. Pius School	Southgate	48195
St. Pius School	Southgate	48195
Heise, Jeremiah	St. Charles	48655
Heise, Jeremiah	St. Charles	48655



## Interpretive School Bookings

Organization	City	Zip Code
Collins, Joanna	St. Clair	48079
Cattran, Cassie	St. Clair Shores	48081
New Haven Head Start	Sterling Heights	48313
Willow Woods Elementary	Sterling Heights	48312
Macomb Science Olympiad	Sterling Heights	48311
Macomb Science Olympiad	Sterling Heights	48311
Sprader, Bryan	Sterling Heights	48310
Stockbridge	Stockbridge	49285
Johnson Head Start	Taylor	48180
Johnson Head Start	Taylor	48180
Taylor Conservatory and Botanical Gardens	Taylor	48180
West middle School	Taylor	48180
West middle School	Taylor	48180
Anderson Elementary	Trenton	48183
Outdoor Adventure Center	Trenton	48183
Yake Elementary	Trenton	48183
Yake Elementary	Trenton	48183
Troy Rochester Homeschool Group	Troy	48098
Troy Rochester Homeschool Group	Troy	48098
Troy Rochester Homeschool Group	Troy	48098
Troy Rochester Homeschool Group	Troy	48098
Bethany Christian School	Troy	48083
Sitto, Louay	Troy	48083
Boy Scout Troop 343	Utica	48317
Boy Scout Troop 343	Utica	48317
Life Enrichment - Shelby	Utica	48317
Peace Lutheran School	Utica	48317
Peace Lutheran School	Utica	48317
Peace Lutheran School	Utica	48317
Peace Lutheran School	Utica	48317
Peace Lutheran School	Utica	48317
Peace Lutheran School	Utica	48317
Peace Lutheran School	Utica	48317
St. Lawrence Parish School	Utica	48317
Trinity Utica	Utica	48317
trinity utica	Utica	48317
Trinity Utica	Utica	48317
Unrath, Kelley	Utica	48317
Unrath, Kelley	Utica	48317
Unrath, Kelley	Utica	48317
Fici, April	Utica	48316
Nature Center, Stony Creek	Utica	48316
Nature Center, Stony Creek	Utica	48316
Nature Center, Stony Creek	Utica	48316
Peace Lutheran	Utica	48316
Roberts Elementary	Utica	48316
Roberts Elementary	Utica	48316
Roberts Elementary	Utica	48316
Beacon Tree Elementary	Utica	48315
Beacon Tree Elementary	Utica	48315
Digiorgio, Renee	Utica	48315
Duncan Elementary	Utica	48315
Eppler Jr High School	Utica	48315
Leader Dogs	Utica	48315

## Interpretive School Bookings

Organization	City	Zip Code
Ella Minnow Pea Preschool	Walled Lake	48390
Glengary Elementary School	Walled Lake	48390
Mary Helen Guest	Walled Lake	48390
Mary Helen Guest	Walled Lake	48390
Mary Helen Guest	Walled Lake	48390
Muthukuda, Dilla	Walled Lake	48390
Peanut Patch Preschool	Walled Lake	48390
Peanut Patch Preschool	Walled Lake	48390
St. Matthew Lutheran School	Walled Lake	48390
St. Matthew Lutheran School	Walled Lake	48390
St. William School	Walled Lake	48390
Walled Lake Elementary	Walled Lake	48390
Frontier International	Warren	48093
Grant, Nadesha	Warren	48093
Siersma Elementary School	Warren	48093
Siersma Elementary School	Warren	48093
Warren Public Library	Warren	48093
Westwood Elementary	Warren	48093
Immaculate Conception School	Warren	48092
Immaculate Conception School	Warren	48092
Warren Public Library	Warren	48092
Warren Public Library	Warren	48092
McDonald, Kathy	Warren	48091
McDonald, Kathy	Warren	48091
Roose Elementary	Warren	48091
Schofield Early Childhood Center	Warren	48091
Academy 21	Warren	48089
Suszynski, Arriel Troop #76779	Washington	48095
Yohe, Jennifer	Washington	48095
Yohe, Jennifer	Washington	48095
Oakdale Academy	Waterford	48329
Ospino, Mayra	Waterford	48329
Ospino, Mayra	Waterford	48329
Ospino, Mayra	Waterford	48329
Our Lady of the Lakes	Waterford	48329
Waterford Montessori Academy	Waterford	48329
Pure Oakland Water	Waterford	48328
Curry, Jodi	Waterford	48327
St. Michael Lutheran	Wayne	48184
St. Michael Lutheran	Wayne	48184
Gretchko Elementary	West Bloomfield	48324
Gretchko Elementary	West Bloomfield	48324
Gretchko Elementary	West Bloomfield	48324
Keith Elementary	West Bloomfield	48324
Keith Elementary	West Bloomfield	48324
Lollipop Cooperative Preschool	West Bloomfield	48324
Hall, Janet	Westland	48186
Homeschool, Ruth Griffeth	Westland	48186
Schweitzer Elementary	Westland	48186
Stevenson Middle School	Westland	48186
Wayne Metro Community Action - Westand site	Westland	48186
Wayne Metro Community Action - Westand site	Westland	48186
Wayne Metro Community Action - Westand site	Westland	48186

## Interpretive School Bookings

Organization	City	Zip Code
Wayne Metro Community Action - Westland site	Westland	48186
Harvest Homeschool	Westland	48185
Nankin Mills	Westland	48185
Alicia, Kidwell	White Lake	48386
Dublin Elementary	White Lake	48386
Dublin Elementary	White Lake	48386
Oxbow Elementary	White Lake	48386
Kowalczyk, Sarah	White Lake	48383
Kowalczyk, Sarah	White Lake	48383
Kowalczyk, Sarah	White Lake	48383
Kowalczyk, Sarah	White Lake	48383
Pastor, Karen	White Lake	48383
IXL Learning Center Hamburg	Whitmore Lake	48189
Little Friends of Whitmore Lake	Whitmore Lake	48189
Whitmore Lake Preschool	Whitmore Lake	48189
Whitmore Lake Preschool	Whitmore Lake	48189
Whitmore Lake Preschool	Whitmore Lake	48189
Whitmore Lake Preschool	Whitmore Lake	48189
Wixom Elementary	Wixom	48393
Wixom Elementary	Wixom	48393
Kneebone, Racheal	Woodstock, IL	60098
Kneebone, Racheal	Woodstock, IL	60098
Kneebone, Racheal	Woodstock, IL	60098
Lerman, Sandra	Wyandotte	48192
Lerman, Sandra	Wyandotte	48192
Monroe Elementary	Wyandotte	48192
FAST	Ypsilanti	48198
Bishop Elementary	Ypsilanti	48197
Bishop Elementary	Ypsilanti	48197
Bishop Elementary	Ypsilanti	48197
Brick Elementary	Ypsilanti	48197
Brick Elementary	Ypsilanti	48197
Brick Elementary	Ypsilanti	48197
DeBrock, Makayla	Ypsilanti	48197
DeBrock, Makayla	Ypsilanti	48197
DeBrock, Makayla	Ypsilanti	48197
DeBrock, Makayla	Ypsilanti	48197
St. Joseph Village	Ypsilanti	48197
St. Joseph Village	Ypsilanti	48197







To: Board of Commissioners  
From: Artina Carter, Chief of Diversity, Equity and Inclusion  
Subject: Report – DEI Monthly Update  
Date: August 5, 2022

**Action Requested: Motion to Receive and File**

That the Board of Commissioners receive and file the July 2022 DEI report as recommended by Chief of Diversity, Equity and Inclusion Artina Carter and staff.

**Attachment: DEI Report**





# DEI BOARD REPORT

July 2022



[METROPARKS.COM](https://www.metroparks.com)



# DEI DEPARTMENT

## MISCELLANEOUS

- Interviews
  - Chief of Planning and Development
  - Park Maintenance
- Hosted the Climate Action Plan meeting
  - Team Meeting
  - Core Team Meeting
- Began data collection for and general outline of the 2023-2026 DEI Plan
- Coordinating the DEI Cultural Awareness Series-South Asian/Indian focus
  - Scheduled for October
- Developing process to expand the DEI Advisory Team
- Hosted the Climate Action Plan meeting (Team and Core committees)
- Researched in preparation for LGBTQIA+ DEI Conversation (date TBD)
- Participated in the DABO Big Fat Family Reunion planning session and event
- Participated on Program/Events Reporting team
- Participated in CEO Works conversation (re: employment for returning citizens)
- Continued working with the Cultural Competence training workgroup
- Training Coordination
  - Police w/Darnell Blackburn
  - Tier 1 (Leadership) w/Patricia Devine
  - Tier 2 (Management) w/ PSC
- CAPRA (completed Chapter 10)
- Participated on the Metroparks Program Committee design sessions and launch
- Participated in the All Employee Meetings
- Participated in a DEI discussion with GLWA

## CROSS-DEPARTMENT SUPPORT

- Development of Cultural Competence Curriculum with Interpretive Services
- Participated in the Program Steering Committee with Marketing, Interpretative and Planning
- Supported the DABO Big, Fat, Family Reunion event

**\*REMINDER\***

**Metroparks DEI Speaker Series Featuring:  
*Mr. Warren Evans, Wayne County Executive***

**Thursday, Sept. 8, 2022 – 11:00am**



This session is a continuation of the previous speaker series event (December 2021) featuring the *elected* County Executives from Macomb and Oakland counties.

**NOTE:** *The Zoom link for this event will be included in the August Board Packet and sent in advance of the September Board Meeting.*



To: Board of Commissioners  
From: Danielle Mauter, Chief of Marketing and Communications  
Subject: Report – July Marketing Update  
Date: August 5, 2022

**Action Requested: Motion to Receive and File**

That the Board of Commissioners receive and file July 2022 Marketing Report as recommended by Chief of Marketing and Communications Danielle Mauter and staff.

**Attachment: Marketing Report**



# HURON-CLINTON METROPARKS MARKETING REPORT

July 2022

Administrative Office  
13000 High Ridge Drive  
Brighton, MI 48814



[METROPARKS.COM](https://www.metroparks.com)

# JULY 2022

During July, marketing staff continued executing summer marketing campaigns and worked through several large initiatives

## **Metroparks Social Media Ambassador Campaign Kick-Off**

As presented at the July Board Meeting, Metroparks marketing staff created a campaign to solicit applications from potential social media ambassadors. Video ads were created that are being targeted on Instagram and Tik Tok to younger audiences as the Metroparks search for ambassadors ages 14 and above to join a team of influencers who will post content about the Metroparks in their own voice to their followers and audiences.

In this way, the Metroparks hope to reach deeper and more authentically into traditionally harder-to-reach audiences.

Messaging was shared out on all our social media accounts, as well as an email blast to subscribers, an email to staff and an email request to partners to share information about the program with their audiences.

So far, the Metroparks have received 61 applications as of Aug. 1. Applications close on Aug. 8, when final ambassador selection for the first pilot of this campaign will begin.

## **Swim Partnership Programs – Filming and Photos**

Swim lessons partnerships are well underway, and as presented at the July board meeting, registration was full. With lessons in full swing, the marketing staff is out with cameras at all eight locations capturing photos and videos through July and August on select dates. Marketing staff are also working with a professional videographer to capture footage and interviews of partners. They will share a final compilation video of the efforts at the September board meeting.

A sneak peek of a few photos will be shared at the August meeting.

## **Filming and Photos at Multiple Events and Parks**

In addition to filming at swim lessons, marketing staff has been in parks and events, capturing photos and videos throughout the summer. Those efforts ramped up in July as more events took place and need to be ramped up. Marketing staff spent some time at:

- Stony Creek Off Leash Dog Area
- Summer Concert Series
- Lower Huron Playground shoot in partnership with Penchura (playground equipment provider)
- Fireworks
- Book Break at Lake St. Clair
- Summer Day Camps
- Our Big Fat Family Reunion
- Tadpoles
- Stony Creek general beach activities
- Michigan Philharmonic Concert

## Media Efforts

Throughout July, the Metroparks continued to see coverage of the efforts in swim lesson partnerships at a decent rate. Additionally, the media picked up stories about events in the parks, such as Fireworks and Our Big Fat Family Reunion. Staff sent a release about trail projects in the parks, social media ambassador call for applications and those above-mentioned events. Additionally, filming for monthly WDIV segments on Live in the D continued to take place and covered the topic of water facilities at the Metroparks.







To: Board of Commissioners  
From: Jay Bibby, Interim Chief of Planning and Development  
Project Title: Approval – Dexter-Huron/Delhi Metropark Master Plan Update  
Date: August 5, 2022

**Action Requested: Motion to Approve**

That the Board of Commissioners approve the 2022 update to the Dexter-Huron Master Plan as recommended by Interim Chief of Planning and Development Jay Bibby and staff.

**Fiscal Impact:** Projects identified in each park master plan will affect the Metroparks budget over the planning horizon, but there is no immediate fiscal impact with this update.

**Background:** The original Dexter-Huron Master Plan was developed over the course of six months in the summer and fall of 2018. It was approved by the Board in November 2018 Board of Commissioners meeting to guide the long range (10-year timeline) planning of developments for the park.

During the initial planning process, the intention to maintain these master plans as living documents was communicated. This five-year update, therefore, focuses on the following:

1. Major changes to facilities, infrastructure, and programming
2. Updated needs and opportunities
3. Status of original action items
4. Any new actions identified to help meet goals and policies

Staff have also updated the following sections:

- Revenue
- Visitation
- Demographic/socioeconomic population data
- Community and supporting plan documents


Planning and Development staff invited representatives from each administrative department and Dexter-Huron and Delhi park operations to form a steering committee to guide the update process. Public input was collected at the county level with responses to the facility and needs assessment regional survey performed as part of the Community Recreation Plan in the spring of 2022.

Staff anticipates completing an entirely new master plan for Dexter-Huron and Delhi at its 10-year mark in 2027.

**Attachment: Updated Dexter-Huron/Delhi Master Plan**



# DELHI METROPARK MASTER PLAN




5 Year Update to 2018 - 2028

**DRAFT**





# DEXTER-HURON METROPARK MASTER PLAN



5 Year Update to 2018 - 2028

**DRAFT**





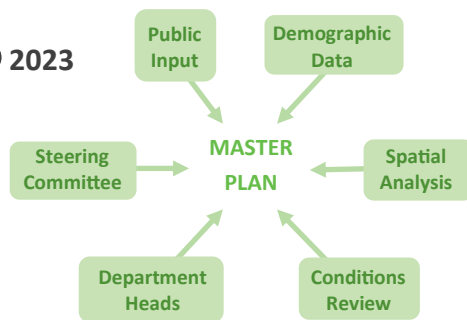
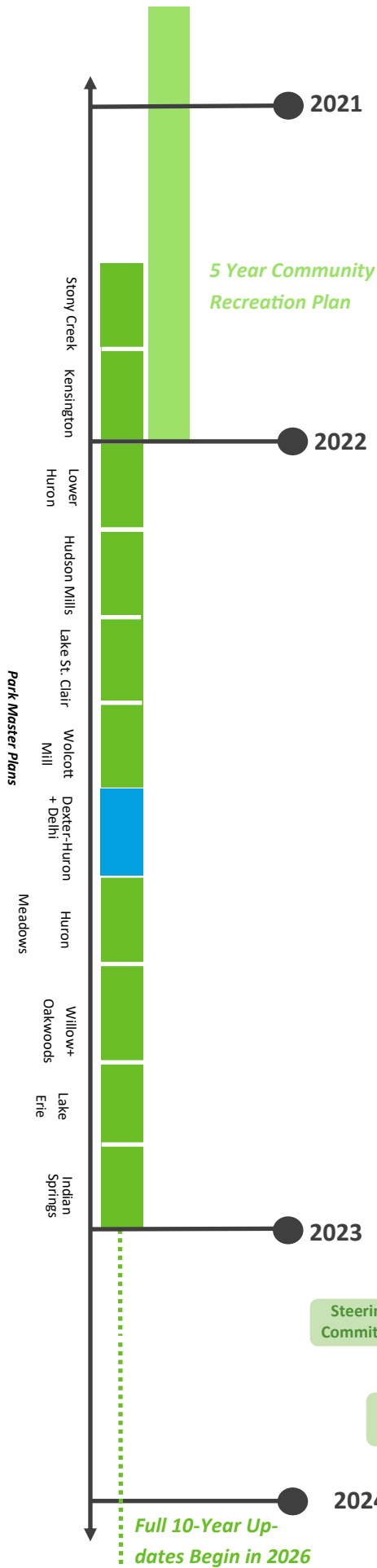
# Introduction

## Planning Process

The five-year update is an opportunity for each of the 13 Metroparks to review their master plan and make sure it is still relevant. This review includes 1) major changes to facilities, infrastructure and programming in the park; 2) updated needs and opportunities; 3) completed action items; and 4) any new actions necessary to implement the goals and policies for the park. One of the most important components is the public input collected through meetings, questionnaires, and online comments, all of which influence plan recommendations. A master plan steering committee was formed to include park employees with exceptional knowledge of Dexter-Huron/ Delhi and surrounding community who, along with the experienced Metroparks administrative department heads provided their professional opinions.

The Planning and Development Department also included updates to the demographic and spatial data to inform recommendations. Demographic data looks at the density, age, income, language, and other factors of the regional population. Spatial data, usually analyzed through Geographic Information System (GIS) software, looks at the physical location of the parks in relation to other recreation opportunities, transportation facilities, population centers, important natural resources, and more. Finally, the planning staff conducted a review of park conditions to identify areas needing improvement and areas experiencing success.

The master plans are intended to be living documents, modified as needed to reflect changing conditions in the parks with this review every five years. However, they focus on park developments over ten years, and will be updated through a more comprehensive planning process at the end of the planning horizon.



The Steering Committee met on 07/27/2022

# REVENUE

## Revenue Sources

### 2021 Operations Revenue

Revenue Source	2021 Total \$	% of Revenue
Tolling	675,070.95	40.8%
Golf	794,349.84	48.0%
Disc Golf	34,778.26	2.1%
Boat Rental	67,578.48	4.1%
Special Events	4,339.73	0.3%
Shelter Reservations	28,134.82	1.7%
Group Camp	3,866.17	0.2%
Cross Country Ski	90.00	0.0%
Interpretive	9,300.00	0.6%
Intergovernmental	3,121.07	0.2%
Miscellaneous	35,075.67	2.1%
	<b>\$1,655,704.00</b>	<b>100%</b>

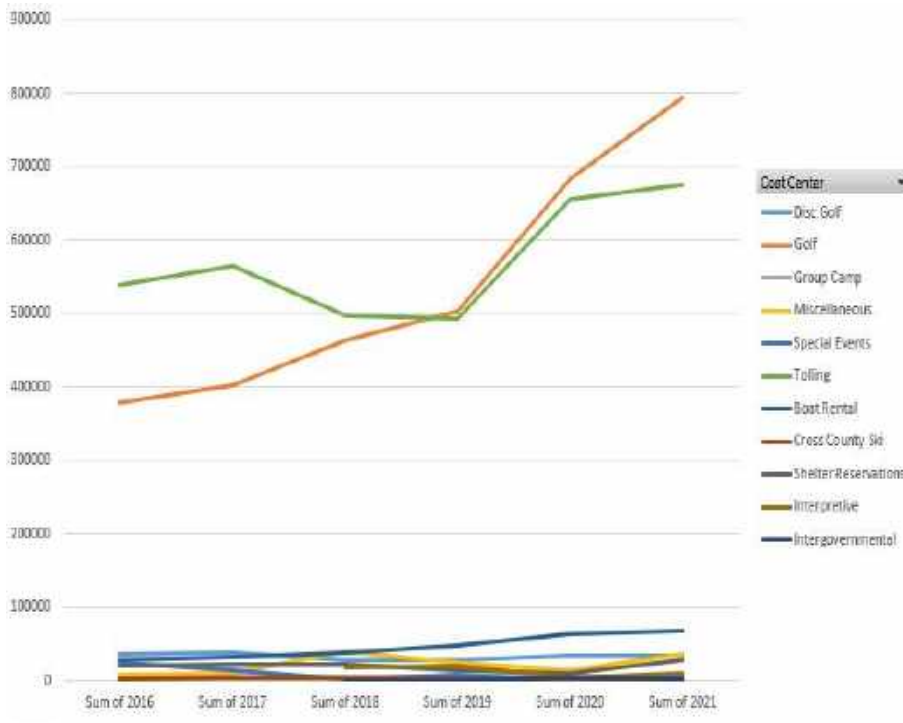
### NEEDS

Diversify sources of revenue

Offer new and exciting activities/ programs to visitors to both boost tolling and gather user fees

### OPPORTUNITIES

REVENUE TRENDS 2016-2021—Hudson Mills, Dexter-Huron, Delhi



The Metroparks 2021 General Fund revenue equaled \$59,729,968. The 2021 operations revenue for Hudson Mills was approximately \$1,655,704, comprising 2.7% of all Metroparks revenue.

As the chart illustrates, nearly all Hudson Mills revenue comes from park entrance tolling and golf.

Hudson Mills, Dexter-Huron, and Delhi are considered together in the budgeting process, and the budgeted 2022 operations revenues for the three parks are \$1,478,429, while estimated 2022 operations expenses are \$2,984,416. Property tax and other revenue will subsidize 50.5% (\$1,505,987) of the parks' operating budget.

\*2021 Operations Revenue was irregular due to the COVID pandemic.



## Visitors

Dexter-Huron and Delhi Metropark are regional parks and can draw from the approximately 1,900,000 Michigan residents that live within a 30 mile radius (approximately a 45-minute drive) of them. Certain events and activities may draw visitors from greater distances.

Vehicle entries are combined for Hudson Mills, Dexter-Huron and Delhi Metroparks, and have hovered between 200,000 and 300,000 since 2016. Record entries of 299,492 were recorded in 2020, fluctuating through the years but overall moderately growing. Planning staff facilitated a data collection initiative in July and August 2018 to record visitors entering the park using a motor vehicle. Over three days, each visitor was asked to provide the number of persons per vehicle (PPV), whether the car used an annual pass and whether the visitor/s had a dog with them.

Consolidation of statistical information is needed to better assess vehicle entries, park users, event attendance, event participants and activity participation within the park. This information will help with marketing of events, activities and future analysis of the park.

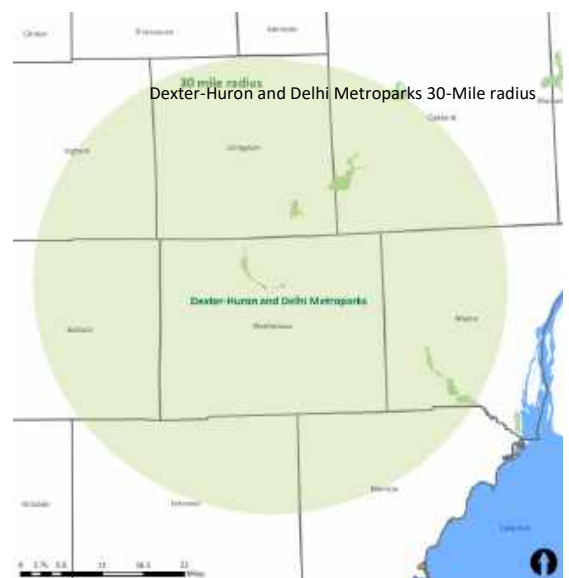


### NEEDS

Target market strategy

Take advantage of proximity to urban population to grow revenue and system awareness

### OPPORTUNITIES



# Programs & Events



Dexter-Huron and Delhi combined with Hudson Mills hosts dozens of events each year, organized either by park staff or outside groups. Many of these are interpretive programs for both children and adults to explore the natural and cultural assets of the park. Some promote artistic enrichment and others encourage physical activity or advocate for a cause. The significance of the Huron River with Michigan’s first residents-both Native and European is an important component in the parks for providing context to many of the interpretive programs for visitors.

## NEEDS

Increase revenue and visitation

Build on enthusiasm of Kensington visitors with exciting, engaging programs and events

## OPPORTUNITIES

### 2022 Integrated Marketing Plan

Educational and public programs looked much different than “average” in 2020. Staff adjusted to ever-changing situations of the pandemic to continue serving visitors on multiple platforms using virtual and hybrid programs, as well as small-group, in person, outdoor programs. These new practices will carry over into 2022 and staff will continue working collaboratively to provide exciting new experiences for the Hudson Mills communities in ways that are safe and engaging.

### 2020-2022 Recreation Programming Plan

In 2022, the Metroparks amended the 2020-2022 Community Recreation Plan to include a Recreation Programming Plan.

An important element of programming is accessibility and ensuring all programs, events, and services are compliant with the American Disability Act (ADA) requirements.

To achieve this, the Metroparks has begun self-evaluation of all programming and services offered by each department. Each program was categorized into groups of similar activities (e.g. programs, events, activities) and will then be analyzed each activity in terms of vision, hearing, and mobility barriers



# COMMUNITY INFLUENCES

## Population

The Metroparks were created at the time of the auto boom, when it was assumed that every family would have a car to take out to the countryside on the weekends. Since habits and lifestyles are changing, the Metroparks must look into innovative ways to provide access to the parks for all.

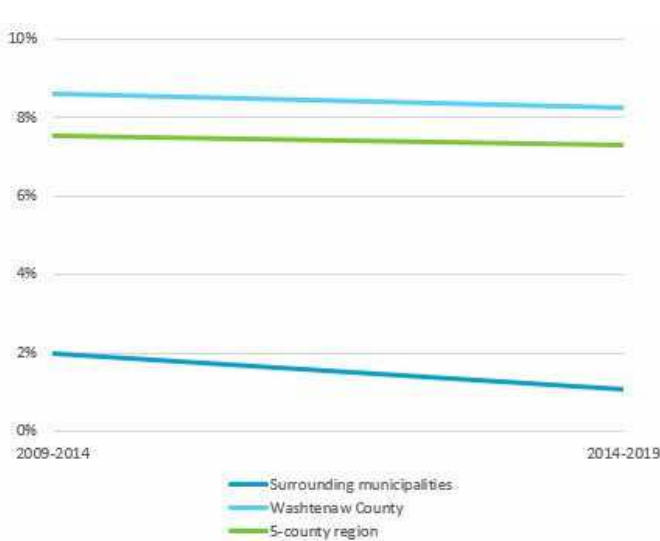
The percentage of individuals over 65 years of age is rising quickly in the region, in Washtenaw County, and most dramatically in communities surrounding the parks. Older adults have distinct needs, often requiring accommodations for mobility and accessibility of park features such as trails and buildings. This is important to keep in mind when planning the future of a park serving an older population.

### NEEDS

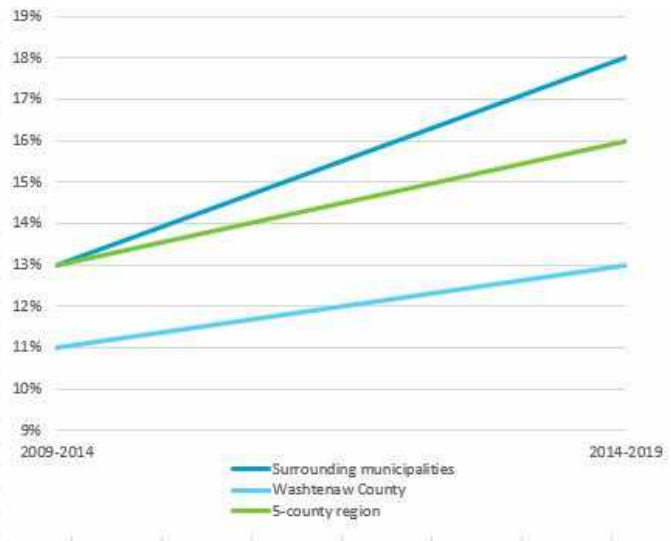
Address changing needs of new population demographics

Draw new users with a connected, accessible, welcoming and safe park environment

### OPPORTUNITIES



CHANGE IN PERCENT OF HOUSEHOLDS WITH NO CARS AVAILABLE, 2009-14 through 2014-19 (Source: US Census American Community Survey)



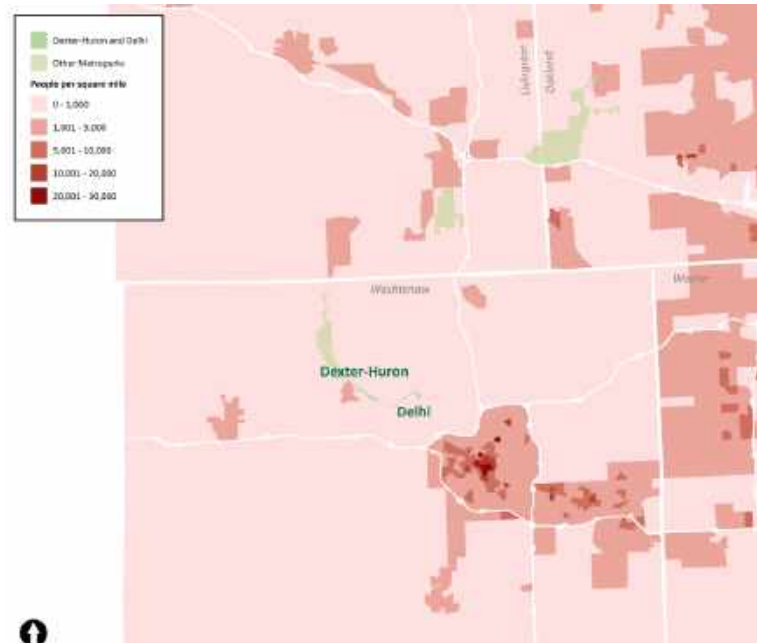
CHANGE IN PERCENT OF POPULATION OVER 65 YEARS, FROM 2009-14 through 2014-2019 (Source: US Census American Community Survey)

# Community Influences

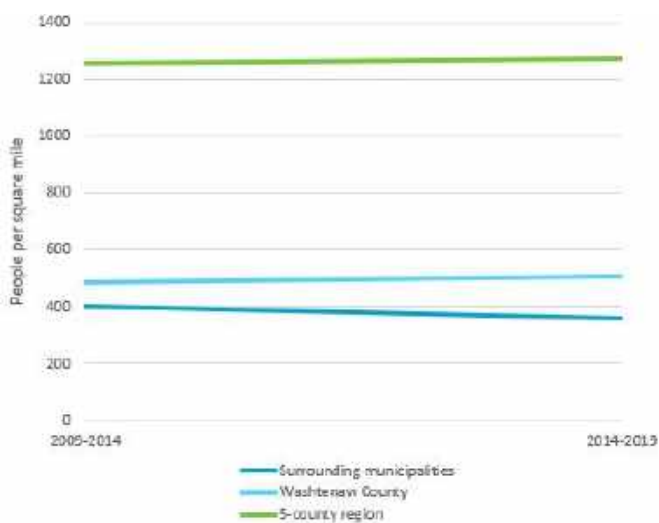
As shown below, Dexter-Huron and Delhi are located in a lower residential density area than many other Metroparks, with the majority of land use characterized as residential. The majority of the area directly bordering the park have an average population between 0 and 1,000 people per square mile. The City of Dexter attributes to the higher residential density area of 1,001-5,000 people per square mile adjacent to Dexter Huron. Associated with the noted demographic change will be the impact on housing trends. The aging baby boomers will seek different housing options than past generations of seniors. The desire will be for mixed use walkable environments with more compact smaller housing units, along with more time for passive recreational opportunities that will continue to increase in the surrounding communities.

The population density of the 5-county region and Washtenaw slightly increased overall. However, surrounding municipalities slightly decreased which will have a more direct impact on the two parks. Staying aware of development changes in the area will be important to gauge recreation needs.

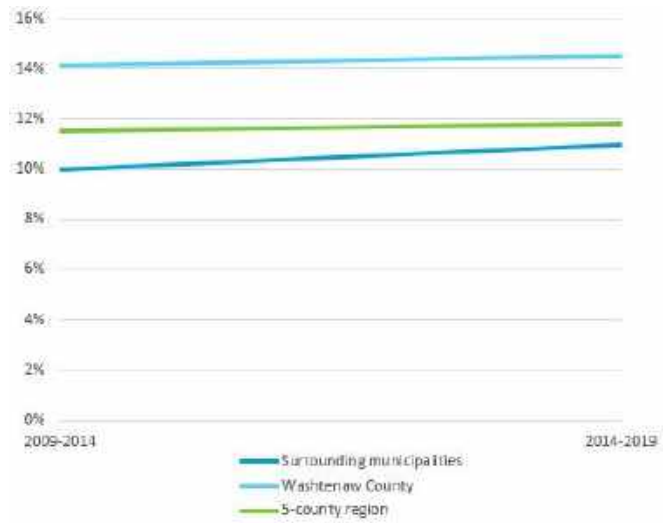
Although most households in the area still speak English as their first language, the communities around Dexter-Huron and Delhi had a dramatic rise in households speaking languages other than English at home, most notably the Asian population. Both Washtenaw County and the region at large are seeing a slight increase in households speaking languages other than English at home. Because of this growing linguistic diversity the Metroparks are working towards more universal signage design, with a focus on easily understandable symbols.



POPULATION DENSITY BY BLOCK GROUP, 2012-16



CHANGE IN AVERAGE POPULATION DENSITY, 2009-14 through 2014-19  
(Source: US Census American Community Survey)



CHANGE IN PERCENT OF HOUSEHOLDS SPEAKING LANGUAGE BESIDES ENGLISH AT HOME, 2009-14 through 2014-19 (Source: US Census American Community Survey)



# PUBLIC INPUT

## ← Outreach Process

### 2022 Community Needs and Assessment

ETC Institute administered a needs assessment survey for Huron-Clinton Metroparks (HCMA) during the Spring of 2022. The survey was administered as part of Metroparks’ efforts to establish and priorities improvements to the parks system, which included 13 parks covering more than 25,000 acres in Wayne, Oakland, Macomb, Livingston and Washtenaw counties. The survey and its results will guide HCMA in taking a resident-driven approach to making decisions that will enrich the future of the community and positively affect the lives of all residents in southeast Michigan.

ETC Institute mailed a survey packet to a random sample of households in Livingston County, Macomb County, Oakland County, Washtenaw County, Wayne County (outside the City of Detroit), and the City of Detroit.

Location	Completed Surveys	% Precision
<i>Livingston County</i>	479	±4.5%
<i>Macomb County</i>	511	±4.3%
<i>Oakland County</i>	583	±4.1%
<i>Washtenaw County</i>	514	±4.3%
<i>Wayne County (Outside Detroit)</i>	407	±4.9%
<i>City of Detroit</i>	405	±4.9%
<b>Total</b>	<b>2,899</b>	<b>±1.8%</b>

The table above shows the number of completed surveys collected in each of the six sampling areas. The table also shows the margin of error at the 95% level of confidence for each area.

The results presented in this report have been weighted to represent each sampling area’s share of the population of the Huron-Clinton Metroparks service area. The weighted results give more weight to the responses from the larger sampling areas, including Macomb County, Oakland County, Wayne County (outside Detroit), and the City of Detroit, and similarly gives less weight to the responses of the smaller sampling areas, including Livingston County and Washtenaw County

### Priorities for Parks & Recreation Facility Investments in the Huron-Clinton Metroparks Service Area

The Priority Investment Rating (PIR) was developed by ETC Institute to provide organizations with an objective tool for evaluating the priority that should be placed on Parks and Recreation investments. The Priority Investment Rating (PIR) equally weighs:

- the importance that households place on each facility/ amenity/ activity/program
- how many households have unmet needs for the facility/

Facility	Priority Investment Rating (PIR)
<i>Trails-paved, multi-use (walking, biking)</i>	189.2
<i>Beaches</i>	174.7
<i>Natural areas</i>	145.7
<i>Trails-unpaved, nature trails</i>	139.7
<i>Trails-unpaved, hiking</i>	137.2
<i>Nature centers</i>	114.2
<i>Canoe/kayak launch sites</i>	110.2
<i>Outdoor swimming pools</i>	107.9



# Results

## Washtenaw County

The table below shows the Priority Investment Ratings (PIR) for parks and recreation facilities, based on the PIR analysis conducted using the data from Washtenaw County households. The following six facilities were rated as high priorities for investment:

- Paved multi-use trails for walking and biking
- Unpaved trails, nature trails
- Unpaved trails for hiking
- Beaches
- Natural areas
- Canoe/kayak launch sites

Facility	PIR	Priority
Trails-paved, multi-use (walking, biking)	175.5	High Priority (PIR=100-200)
Trails-unpaved, nature trails	159.1	
Trails-unpaved, hiking	155.7	
Beaches	147.4	
Natural areas	137.7	
Canoe/kayak launch sites	105.8	
Outdoor swimming pools	97.5	Medium Priority (PIR=50-99)
Nature centers	92.4	
Canoe/kayak rentals	76.2	
Fishing banks or docks	69.3	
Camping areas-primitive sites	62.0	
Picnic tables	59.3	
Trails-mountain biking	55.8	Low Priority (PIR=0-49)
Picnic shelters	53.1	
Playgrounds	46.6	
Splash pad (water play area)	42.1	
Waterslides	41.8	
Golf driving ranges	41.2	
Camping areas-RVs	41.2	
Boat ramps	37.8	
Camping areas-group sites	37.8	
Golf courses	34.9	
Disc golf	22.0	
Boat docks	21.0	
Marinas	10.0	

The table below shows the Priority Investment Ratings (PIR) for parks and recreation programs, based on the PIR analysis conducted using the data from Washtenaw County households. The following 12 programs were rated as high priorities for investment:

- Concerts
- Art/photography
- Movies in the park
- Swim lessons
- Walking clubs/programs
- Water fitness programs
- Pet-friendly programs
- Environmental education programs
- Camping
- Astronomy programs
- Bird-wildlife watching programs
- Guided nature hikes
- Fishing programs
- Natural/cultural history

Program	PIR	Priority
Concerts	194.4	High Priority (PIR=100-200)
Art/photography	175.1	
Movies in the park	173.9	
Swim lessons	166.8	
Walking clubs/programs	164.6	
Water fitness programs	162.6	
Pet-friendly programs	150.9	
Environmental education programs	132.9	
Camping	129.0	
Programs for people with disabilities	126.7	
Astronomy programs	126.2	
Bird/wildlife watching programs	125.0	
Guided nature hikes	121.7	
Fishing programs	114.2	
Natural/cultural history programs	108.7	Medium Priority (PIR=50-99)
Guided canoe/kayak tours	105.5	
Farm educational programs	98.0	
Golf lessons	83.6	
Boating classes	80.6	
Guided motorized boat tours	70.3	
Homeschool programs	59.1	Low Priority (PIR=0-49)
Running clubs/programs	50.0	
Virtual programs	35.3	
Scouting	31.8	
Golf tournaments	29.9	

Table 14: PIR Ratings for Parks & Recreation Programs in Wayne County, MI (outside of Detroit)

## NEEDS

Improve connectivity within the park and with the community

Create good working relationship with surrounding municipalities

## OPPORTUNITIES

Understanding the goals and plans of municipalities and other organizations bordering and/or containing Dexter-Huron and Delhi is essential for a collaborative, comprehensive planning process. Planning staff researched previous park plans along with the published master plans and recreation plans of surrounding municipalities, counties, other agencies. These provided a basic idea of the direction planned for each, especially regarding land use, development, and recreation.

### Border-to-Border Trail (B2B)

- The Dexter-Huron Metropark to Zeeb Road project is 1.2 miles long and includes two pedestrian bridges over the Huron River.

### Washtenaw County Parks and Recreation Commission (WCPARC) Master Plan: Dexter to Ann Arbor

- In 2019, WCPARC completed a Master Plan for the B2B between Dexter and Ann Arbor. The plan serves as a guiding document for detailed design and engineering and will involve a great deal of coordination with many agencies, municipalities and organizations.

### Master Land Use Plan Scio Township, Michigan

- Dexter-Huron is located in the Mill Creek Sub Area of the future land use plan. Development strategies include encouraging non-motorized routes to provide interconnected system of trails and support implementation of the B2B Trail. Also, this area is being promoted to establish recreational needs of the residents including passive uses, soccer fields and ball fields. Delhi is located in the Huron River Sub Area. Development strategies in this area include coordinating with HCMA for parkland and open space

## Projects/Initiatives

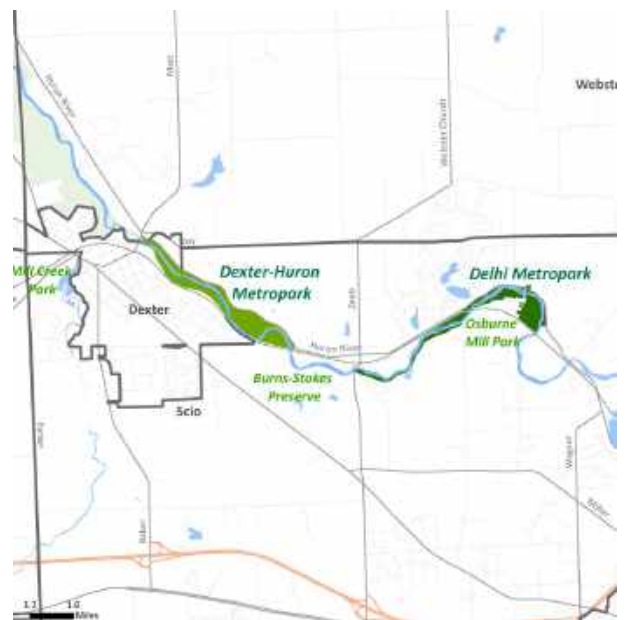
acquisition and development, along with preservation and enhancement of the historic character of Delhi Mills and the Delhi Bridge.

### City of Dexter Master Plan, Amended 2016

- A number of existing and anticipated circumstances will affect Dexter's future. These include a growing population, decentralized places of employment with increased commuting distances and conversely, an increase in those working from home. These factors together with the attraction of the Ann Arbor area as a place to live and work will provide development opportunities within Dexter and the surrounding communities for years to come.

### Economic Impact of the Huron River Report

- In 2016, Huron River Watershed Council commissioned a study to measure the economic impact of the Huron River on local communities, focusing on Huron River Water Trail activities and the value of natural systems that maintain a healthy, clean river. The study results show a \$53.5 million dollar benefit to the local economy from direct and indirect spending each year.



MUNICIPALITY MAP

## Supporting Plans

### Community Recreation Plan

The Dexter-Huron/Delhi Plan is aligned with the Metroparks Community Recreation Plan 2018-2022 that creates an inventory of existing facilities and resources, identifies community and recreation and open space needs and sets a plan of action for a 5-year period. To be eligible to apply for Land and Water Conservation Fund, Michigan Natural Resources Trust Fund, and Waterways grants, a community must have an approved 5-Year Plan on file with the Michigan Department of Natural Resources (DNR) by February 1 of the year they intend to apply.

### Marketing Plan

Realizing the importance of marketing and communication, the Dexter-Huron/ Delhi Master Plan will coincide with updates to the Marketing Plan 2022 Goals and Strategies, developed annually by the Marketing and Communications Department. Both are living documents that will closely follow both present and future marketing trends and work in collaboration amongst various departments.

### ADA Transition Plan

The Metroparks Board of Commissioners approved an updated Americans with Disabilities Act (ADA) Transition Plan in November 2019. Moving forward, top priority projects will be added into annual capital and major maintenance improvement projects and identified in the Five-Year Community Recreation Plan and 10-year master plan (five-year amended) developments.

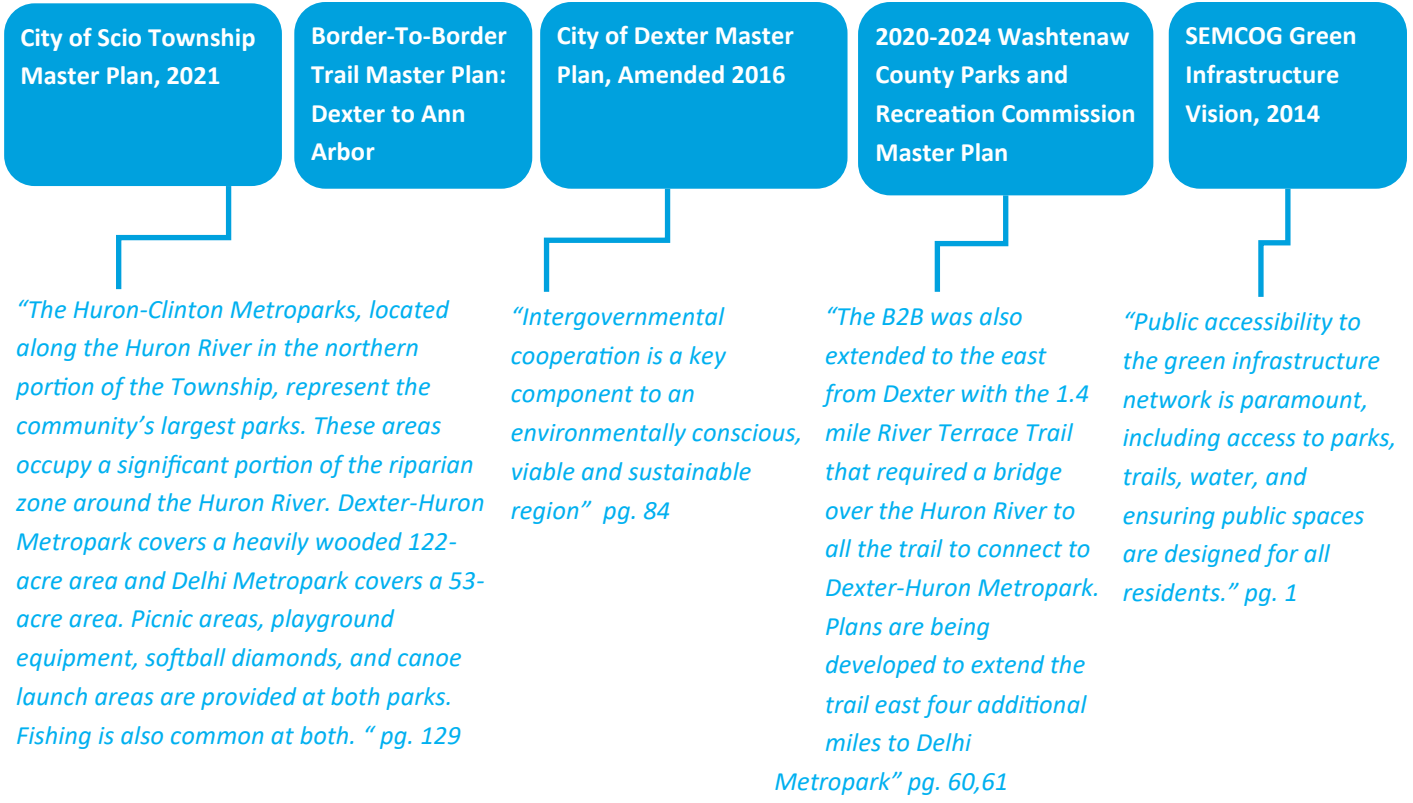
### Stormwater Management Plan

The Stormwater Management Plan (SWMP), approved by the Board of Commissioners in 2019, provides a comprehensive review and analysis of the existing stormwater conveyance system for improvement and maintenance projects that prioritize reduction of impacts on water quality. It includes concepts and preliminary details for the design, construction, and operation and maintenance of the stormwater system for each Metropark (separated into individual chapters). Vetted by a committee of administrative departments and Dexter-Huron/Delhi operations and maintenance staff, recommendations include green infrastructure development, shoreline and streambank restoration, and culvert and outfall cleanouts and replacements. Cost estimates were developed for each project, and calculation tables were included to help with budgeting (adjusting for inflation) in the future.



# Community Influences

## Relevant Planning Documents



Since the development and land use decisions of bordering communities and other governmental agencies directly impact the park, these neighbor master plans were reviewed and taken into account when creating this document. The opinions and ideas expressed by residents and leaders in these municipalities give Dexter-Huron and Delhi a wider context and in many cases underscore the importance of the park’s resources to citizens.

Dexter-Huron and Delhi Metroparks are part of a broader system of recreation and green space that includes other Metroparks as well as local, county and state parks and greenways. Due to this, recreation and green infrastructure plans were also considered in creating the Dexter-Huron and Delhi Master Plan. Many communities are currently advancing their non-motorized networks, seeking grant funding to create greenways and paths and cooperating to provide linked green and recreation spaces to their constituents.





# Action Plan

## Needs & Opportunities

Based on the assessment of park conditions, demographic research and spatial analysis, public input, and staff input, the needs and opportunities listed throughout this document were developed. [5-year updates are in blue text](#)

### Needs

- Continue to draw diverse range of visitors to the parks
- Define and protect areas with important biodiversity features
- Better educate the importance of preserving important cultural features
- Address aging and overbuilt infrastructure
- Identify areas of facility duplication for repurposing and consolidation
- Work with county and local communities to address any boundary issues for both parks
- Replace outdated, confusing, inconsistent signs
- Pursue improvements to park accessibility
- Diversify sources of revenue
- Target market strategies for facilities (Skips)
- Increase revenue and visitation
- Address changing needs of new population demographics
- Improve connectivity within the parks and with the community
- Incorporate variety of opinions and user groups into master plan
- Maintenance of facilities for successful operations

### Opportunities

- Build on both parks character to attract new visitors
- Create a resilient network of biodiverse areas in the parks
- Draw new visitors with programming/education based on history of the parks
- Redevelop park areas to better serve visitors and environment
- Provide unique recreational facilities to draw visitors from across the region
- Create good working relationship with neighbors and partner organizations
- Create consistent, convenient wayfinding system to give visitors confidence
- Ensure that users of all abilities feel empowered to take full advantage of the parks
- Offer new and exciting activities/programs to visitors of the parks to both boost tolling and gather user fees
- Take advantage of proximity to urban population to grow revenue and system awareness
- Build on enthusiasm of Dexter-Huron/Delhi's visitors with exciting, engaging programs and events
- Draw new users with a connected, accessible, welcoming and safe park environment
- Create good working relationship with surrounding municipalities
- Maintenance plans and scheduling for facilities (hike-bike trails)
- Create vibrant park through robust, transparent public outreach



With these in mind, the following list of projects, plans, and studies was developed. Major and minor projects have been identified as priorities and assigned a timeline and the accompanying studies have been listed. These pages should serve as a blueprint for the future of the parks over the next ten years.



# Large Facilities

Park*	Description	Department Lead	Other Departments	Other Partners	Cost Estimate	Short-Term (2022-2024)	Mid-Term (2024-2025)	Long-Term (2026+)	Status
Del	Redevelop playground at Delhi	Planning	Eng, Ops, Maint	MDNR, Contractors,	TBD			x	Long-Term
Del	Implement improvements to canoe livery site and operations (resulting from assessment)	Eng	Plan, Ops, Maint	MDNR, Contractors	TBD	x			In Design
Both	Support extension of Border-To-Border (B2B) in both parks	Planning	Eng, Ops, Maint	WCPARC, Contractors	TBD	x	x	x	Ongoing
Dex	Construct congregated, multi-age playground at Dexter-Huron	Planning	Eng, Ops, Maint	MDNR, Contractors	TBD		x		Remove?



\*Abbreviation for both parks (Dex = Dexter-Huron, Del = Delhi) \*\* Abbreviation for departments (Eng = Engineering, Plan = Planning, Int = Interpretive Services, Ops = Operations, Maint = Maintenance, NR = Natural Resources, Mrkt = Marketing CR = Community Relations)

# Infrastructure / Small Facilities

Park	Description	Department Lead	Other Departments	Other Partners	Cost Estimate	Short-Term (2022-2024)	Mid-Term (2024-2025)	Long-Term (2026+)	Status
Both	Accessibility improvements, including interiors, walkways, and site amenities - parkwide	Eng	Plan, Ops	Contractors	TBD	x	x	x	Ongoing
Del	Develop Delhi connectivity plan	Eng	Plan, Ops, Maint	MDNR, Contractors	TBD			x	Not started
Del	Develop parking improvement plan (resulting from parking study)	Eng	Ops, Maint	MDNR, Contractors	TBD			x	Not started
Dex	Replace roof on West shelter at Dexter-Huron	Eng	Ops, Maint	MDNR, Contractors	\$4,000				Complete
Dex	Implement accessible shelter amenities conceptual plan	Planning	Ops, Maint	MDNR, Contractors	TBD	x	x	x	Ongoing
Del	Improve Canoe/Kayak river access at East Delhi	Planning	Engineering, Ops, Maint		TBD			x	Not started



# Natural Resources

Park	Description	Department Lead	Other Department	Other Partners	Cost Estimate	Short-Term (2022-2024)	Mid-Term (2024-2025)	Long-Term (2026+)	Status
Both	Vegetation Management (annual)	NR	Plan, Ops	MDNR, Contractors	\$30,000	x	x	x	Ongoing
Both	Early detection, rapid response. Invasive species surveys and control in high quality natural areas (annual)	NR	Int	NGOs	\$10,000	x	x	x	Ongoing
Both	Wildlife management (annual)	NR	Ops, Maint, Police	MDNR	Staff time	x	x	x	Ongoing
Both	Conduct Prescribed fire in adapted native communities	NR			\$4,000	x	x	x	Ongoing
Both	Oak wilt control and prevention (annual)	NR	Ops, Int	MDNR	\$4,500	x	x	x	Ongoing
Both	Shoreline restoration and protection	NR	Ops, Plan	Contractor, NGOs	\$150,000	x	x	x	Ongoing
Both	Implement in-river restoration initiative (following feasibility study)	NR	Plan, Eng	MDNR, NGOs	\$150,000	x	x	x	Ongoing
Both	Huron River viewshed improvement initiative: open up and maintain views to the river from key locations in West Delhi and Dexter-Huron	Plan	NR, Maint		staff time	x	x	x	Ongoing

# Signage

Park	Description	Department Lead	Other Departments	Other Partners	Cost Estimate	Short-Term (2022-2024)	Mid-Term (2024-2025)	Long-Term (2026+)	Status
Del	East Delhi Trailhead	Planning	Main, Ops		TBD		x		Not started
Both	New Branding System-Wide	Planning	Main, Ops		TBD	x	x	x	Ongoing



## Area Plans/Studies/Initiatives

After identifying the need for changes or improvements based on user feedback and staff research, in-depth evaluation and planning must be carried out to gain a detailed understanding of problems and opportunities and determine the best strategies based on existing conditions and resources. Sometimes a process to formally monitor facility usage and gauge popularity is necessary. These studies often result in a scope of work, a work plan, and in some cases a site plan that give staff a roadmap for planned changes. Recommended studies are listed below:

Park	Description	Department Lead	Other Departments	Other Partners	Cost Estimate	Short-Term (2022-2024)	Mid-Term (2024-2025)	Long-Term (2026+)	Status
Both	In-river and riparian restoration feasibility study: Assess feasibility of conducting in-river or riparian restoration to address identified threats to the Huron River ie. sedimentation, erosion, peak flow, nutrient contamination, etc.	NR	Plan, Eng, Ops	MDNR, HRWC, NGOs	staff time		x		?
Del	Delhi connectivity plan: Identify opportunities for linking Delhi parcels via trails to improve paddler access to parking	Plan	Eng, Ops, Maint, NR	MDNR	staff time				Complete
Both	Parking study: consider reconfiguration of West Delhi parking lot	Plan	Eng, Ops, Maint, NR	MDNR	staff time			x	Not started
Both	Parking study: evaluation of parking use patterns for canoe livery and East Delhi, potential increased demand at Dexter-Huron with new trail section	Plan	Eng, Ops, Maint, NR	MDNR	staff time				Complete
Del	Canoe livery operations assessment: investigate opportunities to improve operations of Skip's Canoe Livery for maximum benefit to the Metroparks while avoiding conflict with other park uses	Plan, Ops	Eng, Maint	MDNR, Skip's	staff time	x			In Design



## Area Plans/Studies/Initiatives (cont'd)

Park	Description	Department Lead	Other Department	Other Partners	Cost Estimate	Short-Term (2018-2022)	Mid-Term (2023-2027)	Long-Term (10+ years)	Status
Dex	Historic study/survey: West shelter at Dexter-Huron	Int	Plan, Eng, Ops	Consultant	TBD				Complete
Both	Environmental sustainability initiatives	NR, Purchasing	Ops, Plan, Eng		TBD	x	x	x	Ongoing
Both	Establish Invasive Species Control Tracking Website	NR	IT	MNFI, MISIN	staff time	x	x	x	Ongoing
Both	Stormwater monitoring	NR		NGOs	\$5,000	x	x	x	Ongoing
Both	Herpetological surveys	NR		NGOs	\$15,000	x	x	x	Ongoing
Both	Electric Vehicle (EV) Stations	Planning	Engineering, Operations		staff time		x		Not Started



To: Board of Commissioners  
From: Jay Bibby, Interim Chief of Planning and Development  
Project Title: Approval – Huron Meadows Master Plan Update  
Date: August 5, 2022

**Action Requested: Motion to Approve**

That the Board of Commissioners approve the 2022 update to the Huron Meadows Master Plan as recommended by Interim Chief of Planning and Development Jay Bibby and staff.

**Fiscal Impact:** Projects identified in each park master plan will affect the Metroparks budget over the planning horizon, but there is no immediate fiscal impact with this update.

**Background:** The original Huron Meadows Master Plan was developed over the course of six months in the spring and summer of 2018. It was approved by the Board in August 2018 to guide the long range (10-year timeline) planning of developments for the park.

During the initial planning process, the intention to maintain these master plans as living documents was communicated. This five-year update, therefore, focuses on the following:

1. Major changes to facilities, infrastructure, and programming
2. Updated needs and opportunities
3. Status of original action items
4. Any new actions identified to help meet goals and policies

Staff have also updated the following sections:


- Revenue
- Visitation
- Demographic/socioeconomic population data
- Community and supporting plan documents

Planning and Development staff invited representatives from each administrative department and Huron Meadows park operations to form a steering committee to guide the update process. Public input was collected at the county level with responses to the facility and needs assessment regional survey performed as part of the Community Recreation Plan in the spring of 2022.

Staff anticipates completing an entirely new master plan for Huron Meadows at its 10-year mark, in 2028.

**Attachment: Updated Huron Meadows Master Plan**

# HURON MEADOWS METROPARK MASTER PLAN



5 Year Update to 2018 - 2028

**DRAFT**



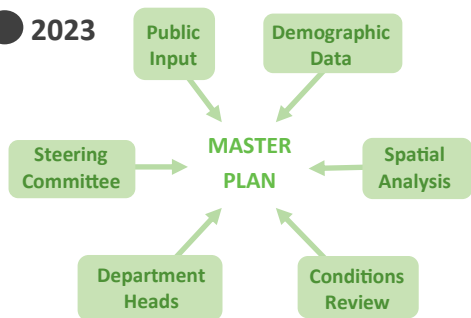
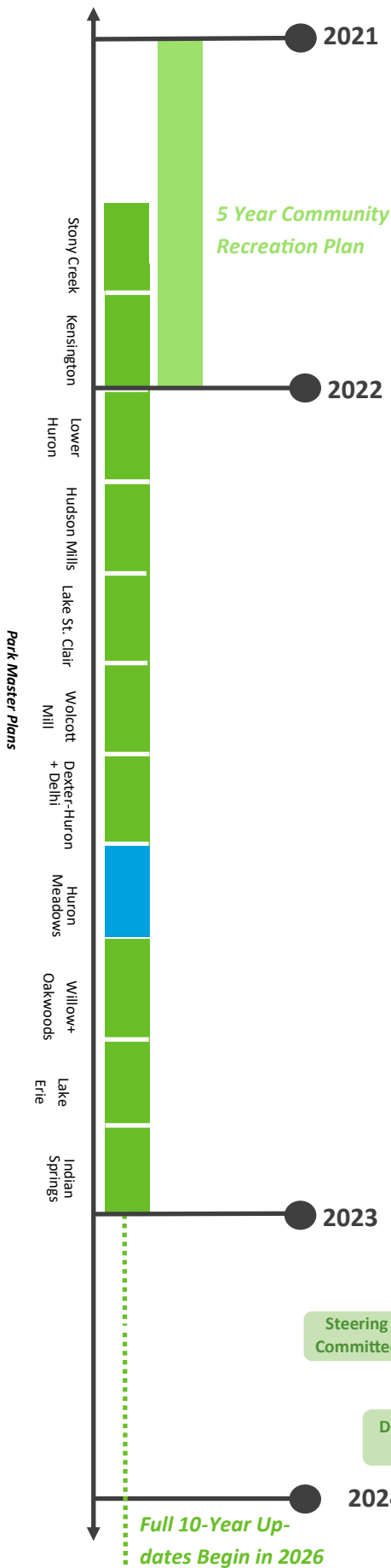
# Introduction

## Planning Process


The five-year update is an opportunity for each of the 13 Metroparks to review their master plan and make sure it is still relevant. This review includes 1) major changes to facilities, infrastructure and programming in the park; 2) updated needs and opportunities; 3) completed action items; and 4) any new actions necessary to implement the goals and policies for the park. One of the most important components is the public input collected through meetings, questionnaires, and online comments, all of which influence plan recommendations. A master plan steering committee was formed to include park employees with exceptional knowledge of Huron Meadows and surrounding community who, along with the experienced Metroparks administrative department heads provided their professional opinions.

The Planning and Development Department also included updates to the demographic and spatial data to inform recommendations. Demographic data looks at the density, age, income, language, and other factors of the regional population. Spatial data, usually analyzed through Geographic Information System (GIS) software, looks at the physical location of the parks in relation to other recreation opportunities, transportation facilities, population centers, important natural resources, and more. Finally, the planning staff conducted a review of park conditions to identify areas needing improvement and areas experiencing success.

The master plans are intended to be living documents, modified as needed to reflect changing conditions in the parks with this review every five years. However, they focus on park developments over ten years, and will be updated through a more comprehensive planning process at the end of the planning horizon.



The Steering Committee met on 07/27/2022





# REVENUE

## Revenue Sources

### 2021 Operations Revenue

Revenue Source	2021 Total
Golf Course	1,231,819.54
Tolling	92,970.92
Cross Country Ski	55,148.82
Picnic Shelter	8,963.79
Miscellaneous	106.56
<b>Total</b>	<b>1,389,009.63</b>

### NEEDS

Diversify sources of revenue

Offer new and exciting activities/ programs to visitors to both boost tolling and gather user fees

### OPPORTUNITIES

The Metroparks 2021 General Fund revenue equaled \$59,729,968. Huron Meadows 2021 operations revenue was approximately \$1,389,010 comprising 2.3% of all Metroparks revenue.

Huron Meadows budgeted 2022 operations revenues are \$1,315,800, while estimated 2021 operations expenses are \$1,235,919.

As the chart illustrates, the majority of revenue (approximately 87%) comes from the golf course.



REVENUE TRENDS 2016-2021— Huron Meadows

\*2020 –2021 Operations Revenue was irregular due to the COVID pandemic.



# Revenue

## Visitors

Huron Meadows Metropark is a regional park and can draw from the approximately 2,500,000 Michigan residents that live within a 30 mile radius (approximately a 45-minute drive) of the park. Certain events and activities may draw visitors from greater distances.

Vehicle entries to Huron Meadows Metropark have hovered between 75,000 and 100,000 since 2014, fluctuating through the years but experiencing a slight rise overall. Weather often plays a role in attendance to the park; activity areas greatly affected by weather are the trails and golf course.

Consolidation of statistical information is needed to better assess vehicle entries, park users, event attendance, event participants and activity participation within the park. This information will help with marketing of events, activities and future analysis of the park.

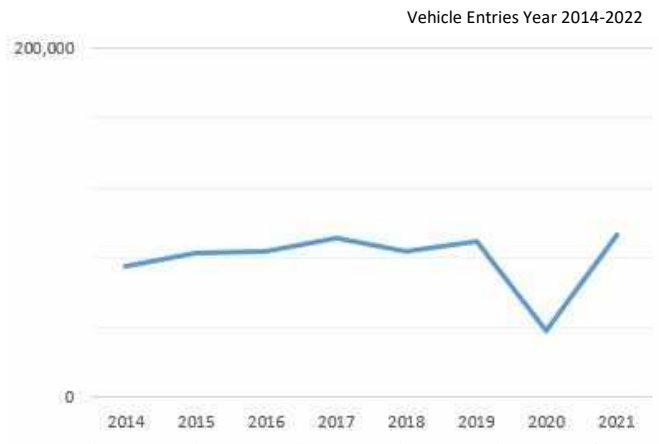


### NEEDS

Target market strategy

Take advantage of proximity to urban population to grow revenue and system awareness

### OPPORTUNITIES



Huron Meadows Metropark 30-Mile radius



# Programs & Events

## NEEDS

Increase revenue and visitation

Build on enthusiasm of Huron Meadows visitors with exciting, engaging programs and events

## OPPORTUNITIES



Cross-Country Ski Events



Golf Course



Day camps

### 2022 Integrated Marketing Plan

Educational and public programs looked much different than “average” in 2020. Staff adjusted to ever-changing situations of the pandemic to continue serving visitors on multiple platforms using virtual and hybrid programs, as well as small-group, in person, outdoor programs. These new practices will carry over into 2022 and staff will continue working collaboratively to provide exciting new experiences for the Lower Huron communities in ways that are safe and engaging.

### 2020-2022 Recreation Programming Plan

In 2022, the Metroparks amended the 2020-2022 Community Recreation Plan to include a Recreation Programming Plan.

An important element of programming is accessibility and ensuring all programs, events, and services are compliant with the American Disability Act (ADA) requirements.

To achieve this, the Metroparks has begun self-evaluation of all programming and services offered by each department. Each program was categorized into groups of similar activities (e.g. programs, events, activities) and will then be analyzed each activity in terms of vision, hearing, and mobility barriers that may exist.



# COMMUNITY INFLUENCES

## Population

The Metroparks were created at the time of the auto boom, when it was assumed that every family would have a car to take out to the countryside on the weekends. Since habits and lifestyles are changing, the Metroparks must look into innovative ways to provide access to the parks for all.

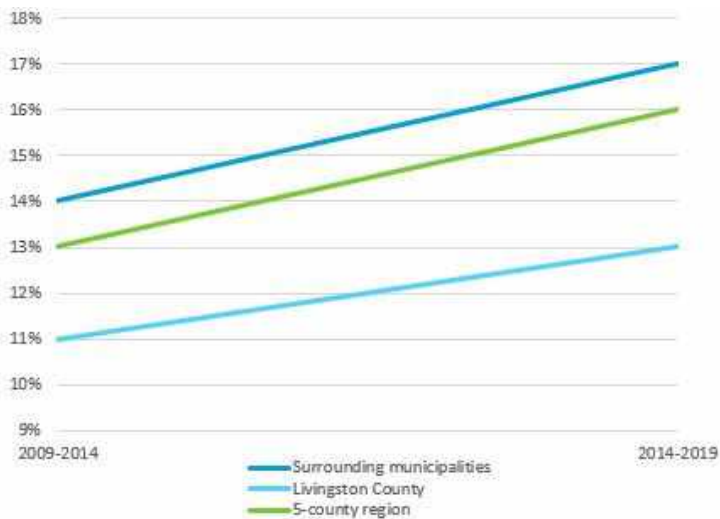
The percentage of individuals over 65 years of age is rising quickly in the region, in Livingston County and most dramatically in communities surrounding the park. Older adults have distinct needs, often requiring accommodations for mobility and accessibility of park features such as trails and buildings. This is important to keep in mind when planning the future of a park serving an older population.

### NEEDS

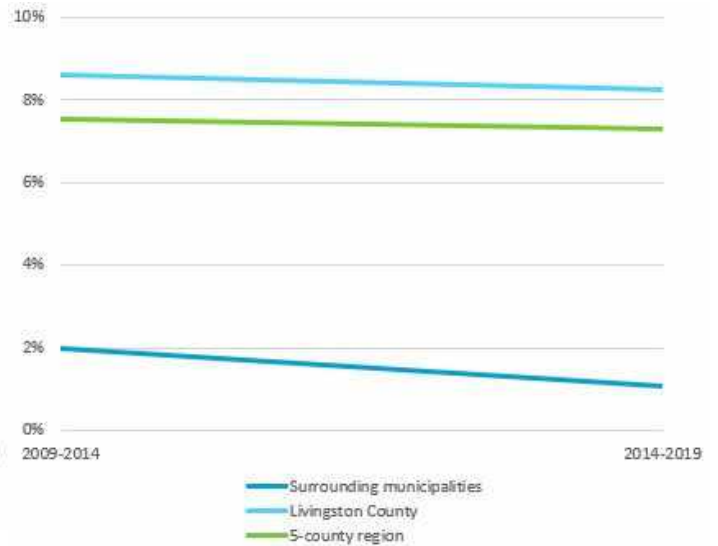
Address changing needs of new population demographics

Draw new users with a connected, accessible, welcoming and safe park environment

### OPPORTUNITIES



CHANGE IN PERCENT OF POPULATION OVER 65 YEARS, FROM 2009-14 through 2014-19 (Source: US Census American Community Survey)



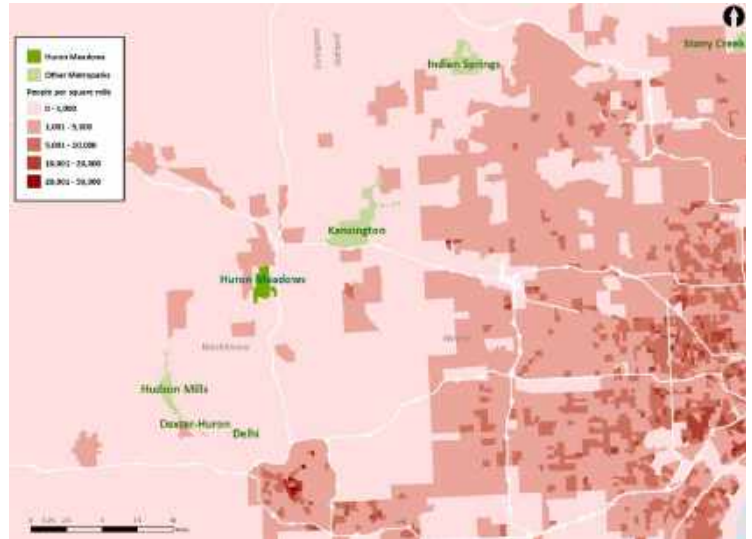
CHANGE IN PERCENT OF HOUSEHOLDS WITH NO CARS AVAILABLE, 2009-14 through 2014-19 (Source: US Census American Community Survey)

# Community Influences

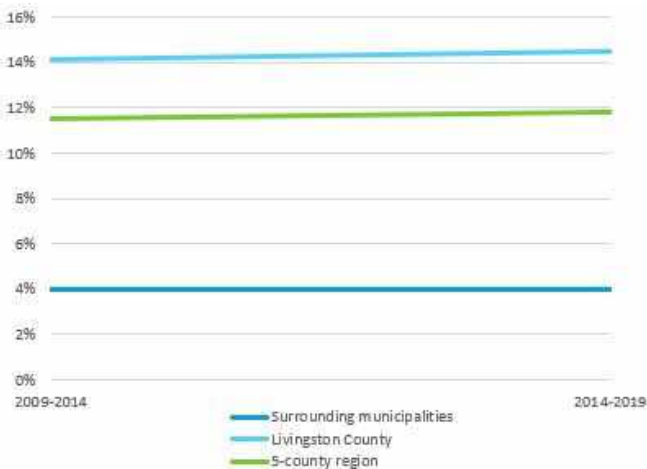
As shown below, Huron Meadows is located in a lower residential density area than many other Metroparks, with the majority of land use characterized as single family residential. The areas directly bordering the park have an average population between 0 and 5,000 people per square mile. Associated with the noted demographic change will be the impact on housing trends. The aging baby boomers will seek different housing options than past generations of seniors. The desire will be for mixed use walkable environments with more compact smaller housing units, along with more time for passive recreational opportunities that will continue to increase in the surrounding communities.

The average population density for Livingston County and the surrounding municipalities has risen slightly, creating increased demand for recreation in the area. The estimated population from 2009-2014 to 2014-2019 slightly increased for the surrounding communities of Hamburg Township and Green Oak Township.

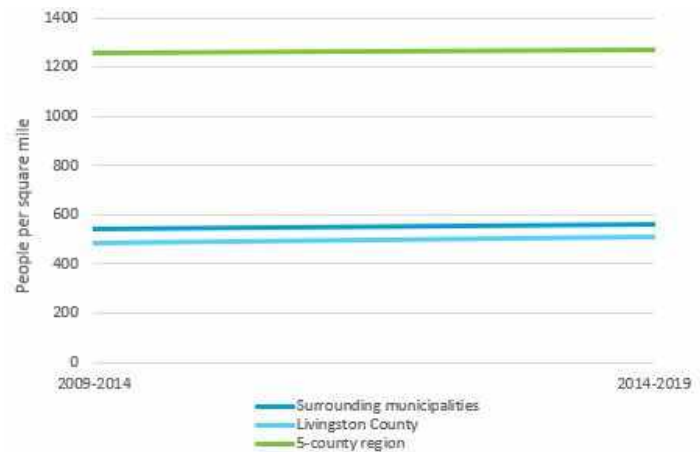
Although most households in the area still speak English as their first language, the region at large are seeing a slight increase in households speaking languages other than English at home. Because of this growing linguistic diversity the Metroparks are working towards more universal signage design, with a focus on easily understandable symbols.



POPULATION DENSITY BY BLOCK GROUP, 2019



CHANGE IN PERCENT OF HOUSEHOLDS SPEAKING LANGAGE BESIDES ENGLISH AT HOME, 2009-14 through 2014-19 (Source: US Census American Community Survey)



CHANGE IN AVERAGE POPULATION DENSITY, 2009-14 through 2014-19 (Source: US Census American Community Survey)



# PUBLIC INPUT

## ← Outreach Process

### 2022 Community Needs and Assessment

ETC Institute administered a needs assessment survey for Huron-Clinton Metroparks (HCMA) during the Spring of 2022. The survey was administered as part of Metroparks' efforts to establish and priorities improvements to the parks system, which included 13 parks covering more than 25,000 acres in Wayne, Oakland, Macomb, Livingston and Washtenaw counties. The survey and its results will guide HCMA in taking a resident-driven approach to making decisions that will enrich the future of the community and positively affect the lives of all residents in southeast Michigan.

ETC Institute mailed a survey packet to a random sample of households in Livingston County, Macomb County, Oakland County, Washtenaw County, Wayne County (outside the City of Detroit), and the City of Detroit.

Location	Completed Surveys	% Precision
<i>Livingston County</i>	479	±4.5%
<i>Macomb County</i>	511	±4.3%
<i>Oakland County</i>	583	±4.1%
<i>Washtenaw County</i>	514	±4.3%
<i>Wayne County (Outside Detroit)</i>	407	±4.9%
<i>City of Detroit</i>	405	±4.9%
<b>Total</b>	<b>2,899</b>	<b>±1.8%</b>

The table above shows the number of completed surveys collected in each of the six sampling areas. The table also shows the margin of error at the 95% level of confidence for each area.

The results presented in this report have been weighted to represent each sampling area's share of the population of the Huron-Clinton Metroparks service area. The weighted results give more weight to the responses from the larger sampling areas, including Macomb County, Oakland County, Wayne County (outside Detroit), and the City of Detroit, and similarly gives less weight to the responses of the smaller sampling areas, including Livingston County and Washtenaw County

### Priorities for Parks & Recreation Facility Investments in the Huron-Clinton Metroparks Service Area

The Priority Investment Rating (PIR) was developed by ETC Institute to provide organizations with an objective tool for evaluating the priority that should be placed on Parks and Recreation investments. The Priority Investment Rating (PIR) equally weighs:

- the importance that households place on each facility/amenity/ activity/program
- how many households have unmet needs for the facility/

Facility	Priority Investment Rating (PIR)
<i>Trails-paved, multi-use (walking, biking)</i>	189.2
<i>Beaches</i>	174.7
<i>Natural areas</i>	145.7
<i>Trails-unpaved, nature trails</i>	139.7
<i>Trails-unpaved, hiking</i>	137.2
<i>Nature centers</i>	114.2
<i>Canoe/kayak launch sites</i>	110.2
<i>Outdoor swimming pools</i>	107.9



# Results

## Livingston County

The table below shows the Priority Investment Ratings (PIR) for parks and recreation facilities, based on the PIR analysis conducted using the data from Livingston County households. The following six facilities were rated as high priorities for investment:

- Paved multi-use trails for walking and biking
- Beaches
- Natural areas
- Canoe/kayak launch sites
- Unpaved trails for hiking
- Unpaved trails, nature trails
- Outdoor swimming pools

Facility	PIR	Priority
Trails-paved, multi-use (walking, biking)	190.2	High Priority (PIR=100-200)
Beaches	157.5	
Natural areas	150.2	
Canoe/kayak launch sites	146.1	
Trails-unpaved, hiking	132.3	
Trails-unpaved, nature trails	128.4	
Outdoor swimming pools	118.9	Medium Priority (PIR=50-99)
Nature centers	99.7	
Playgrounds	90.7	
Canoe/kayak rentals	86.0	
Fishing banks or docks	82.4	
Camping areas-RVs	81.3	
Trails-mountain biking	73.1	
Picnic shelters	71.2	
Picnic tables	69.2	
Waterslides	68.4	
Splash pad (water play area)	66.2	
Golf driving ranges	63.8	
Boat ramps	60.2	
Golf courses	57.5	Low Priority (PIR=0-49)
Camping areas-primitive sites	52.7	
Camping areas-group sites	47.2	
Boat docks	46.8	
Disc golf	36.8	
Marinas	23.3	

The table below shows the Priority Investment Ratings (PIR) for parks and recreation programs, based on the PIR analysis conducted using the data from Livingston County households. The following 8 programs were rated as high priorities for investment:

- Concerts
- Bird/wildlife watching programs
- Pet-friendly programs
- Camping
- Movies in the park
- Walking clubs/programs
- Astronomy programs
- Environmental education programs

Program	PIR	Priority
Concerts	200.0	High Priority (PIR=100-200)
Bird/wildlife watching programs	148.1	
Pet-friendly programs	128.4	
Camping	124.6	
Movies in the park	124.2	
Walking clubs/programs	117.3	
Astronomy programs	114.6	
Environmental education programs	104.6	
Guided nature hikes	94.2	Medium Priority (PIR=50-99)
Art/photography	91.5	
Guided canoe/kayak tours	81.8	
Natural/cultural history programs	74.1	
Fishing programs	73.6	
Farm educational programs	73.2	
Golf lessons	70.5	
Water fitness programs	61.6	
Swim lessons	53.8	
Programs for people with disabilities	43.8	
Boating classes	41.0	
Running clubs/programs	39.6	
Golf tournaments	34.1	
Guided motorized boat tours	30.6	
Scouting	22.8	
Homeschool programs	22.1	
Virtual programs	13.5	

## NEEDS

Improve connectivity within the park and with the community

Create good working relationship with surrounding municipalities

## OPPORTUNITIES

Understanding the goals and plans of municipalities bordering and/or containing Huron Meadows is essential for a collaborative, comprehensive planning process. Planning staff researched the published master plans and recreation plans of surrounding municipalities, counties and other agencies. These provided a basic idea of the direction planned for each, especially regarding land use, development and recreation and current projects.

### Green Oak Township

Green Oak Charter Township is a residential community defined by its rural characteristics. The Township's residents and governing body are committed to the following principles that aim to respect its character:

- Preservation of open space and rural characteristics
- Protection of the Township's natural resources
- Managing growth
- Providing recreational areas, quality services, and appropriate infrastructure that meet social needs

### Hamburg Township

- Hamburg Township updated its Master Plan in 2020. The planning process has begun with public outreach events for public involvement in helping shape the future of Hamburg Township.

### City of Brighton Comprehensive Plan 2019

- Encourage recreation-focused businesses to locate and expand in the city, which is in close proximity to a wide variety of parks and recreation facilities

## Projects/Initiatives

### Huron River Watershed Council

- Improve climate resiliency of communities on the watershed
- Green infrastructure for local governments program
- Collaboration in stormwater management efforts
- RiverUp! program supporting placemaking in river towns
- Huron River Water Trail partner facilitation

### 2018 Livingston County Master Plan

- Facilitate conservation/park/trail coordination between area nature conservancies, camp organizations, and local/regional/state public park providers
- Collaborate with public and private partners to build green infrastructure and low impact development projects that will showcase the benefits of these techniques to the public as an educational tool
- The Legacy sports development has become a regional economic development attraction and Green Oak Township has zoned this area to accommodate a variety of additional housing, commercial, and service industry land uses.

### Southeastern Livingston County Recreation Authority

- Work with regional recreation providers to expand opportunities and improve connectivity.



MUNICIPALITY MAP

## Supporting Plans

### Community Recreation Plan

The Huron Meadows Master Plan is aligned with the Metroparks Community Recreation Plan 2018-2022 that creates an inventory of existing facilities and resources, identifies community and recreation and open space needs and sets a plan of action for a 5-year period. To be eligible to apply for Land and Water Conservation Fund, Michigan Natural Resources Trust Fund, and Waterways grants, a community must have an approved 5-Year Plan on file with the Michigan Department of Natural Resources (DNR) by February 1 of the year they intend to apply.

### Marketing Plan

Realizing the importance of marketing and communication, the Huron Meadows Master Plan will coincide with updates to the Marketing Plan 2022 Goals and Strategies, developed annually by the Marketing and Communications Department. Both are living documents that will closely follow both present and future marketing trends and work in collaboration amongst various departments.

### ADA Transition Plan

The Metroparks Board of Commissioners approved an updated Americans with Disabilities Act (ADA) Transition Plan in November 2019. Moving forward, top priority projects will be added into annual capital and major maintenance improvement projects and identified in the Five-Year Community Recreation Plan and 10-year master plan (five-year amended) developments.

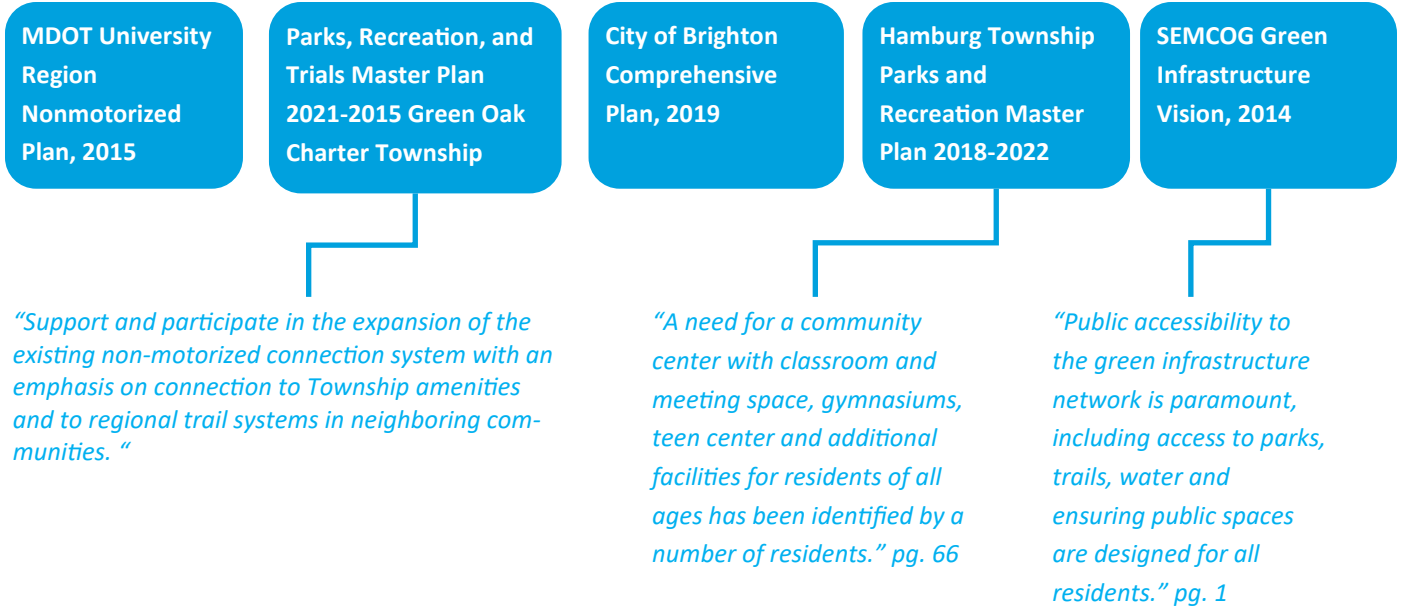
### Stormwater Management Plan

The Stormwater Management Plan (SWMP), approved by the Board of Commissioners in 2019, provides a comprehensive review and analysis of the existing stormwater conveyance system for improvement and maintenance projects that prioritize reduction of impacts on water quality. It includes concepts and preliminary details for the design, construction, and operation and maintenance of the stormwater system for each Metropark (separated into individual chapters). Vetted by a committee of administrative departments and Huron Meadows operations and maintenance staff, recommendations include green infrastructure development, shoreline and streambank restoration, and culvert and outfall cleanouts and replacements. Cost estimates were developed for each project, and calculation tables were included to help with budgeting (adjusting for inflation) in the future.



# Community Influences

## Relevant Planning Documents



Since the development and land use decisions of bordering communities and other governmental agencies directly impact the park, these neighbor master plans were reviewed and taken into account when creating this document. The opinions and ideas expressed by residents and leaders in these municipalities give Huron Meadows a wider context and in many cases underscore the importance of the park’s resources to citizens.

Huron Meadows Metropark is part of a broader system of recreation and green space that includes other Metroparks as well as local, county and state parks and greenways. Due to this, recreation and green infrastructure plans were also considered in creating the Huron Meadows Master Plan. Many communities are currently advancing their non-motorized networks, seeking grant funding to create greenways and paths and cooperating to provide linked green and recreation spaces to their constituents.





# Action Plan

## Needs & Opportunities

Based on the assessment of park conditions, demographic research and spatial analysis, public input, and staff input, the needs and opportunities listed throughout this document were developed. [5-year updates are in blue text](#)

### Needs

- Continue to draw diverse range of visitors to the park
- Define and protect areas with important biodiversity features
- Better educate the importance of preserving important cultural features
- Address aging and overbuilt infrastructure
- Identify areas of facility duplication for repurposing and consolidation
- Work with county and local communities to address any park boundary issues
- Replace outdated, confusing, inconsistent signs
- Pursue improvements to park accessibility
- Diversify sources of revenue
- Target market strategies
- Increase revenue and visitation
- Address changing needs of new population demographics
- Improve connectivity within the park and with the community
- Incorporate variety of opinions and user groups into master plan



### Opportunities

- Build on park character to attract new visitors
- Create a resilient network of biodiverse areas in the park
- Draw new visitors with programming/education based on history of park
- Redevelop park areas to better serve visitors and environment
- Provide unique recreational facilities to draw visitors from across the region
- Create good working relationship with neighbors and partner organizations
- Create consistent, convenient wayfinding system to give visitors confidence
- Ensure that users of all abilities feel empowered to take full advantage of the park
- Offer new and exciting activities/programs to visitors of the park to both boost tolling and gather user fees
- Take advantage of proximity to urban population to grow revenue and system awareness
- Build on enthusiasm of Lake Erie visitors with exciting, engaging programs and events
- Draw new users with a connected, accessible, welcoming and safe park environment
- Create good working relationship with surrounding municipalities
- Create vibrant park through robust, transparent public outreach



With these in mind, the following list of projects, plans, and studies was developed. Major and minor projects have been identified as priorities and assigned a timeline, and the accompanying studies have been listed. These pages should serve as a blueprint for the future of the park over the next five years.



# Large Facilities

Description	Department Lead	Other Departments	Other Partners	Cost Estimate	Short-Term (2022-2024)	Mid-Term (2024-2025)	Long-Term (2026+)	Status
Develop Huron River south connectivity plan	Engineering	Planning, Operation, Maintenance	Foundation, Contractors, Consultants	TBD			x	Not started
Implement Engineering fieldhouse plan	Engineering	Planning, Operations, Maintenance	Contractors	TBD				?
Develop Whitmore Lake-Rickett Road conceptual site plan	Planning, Engineering	Operations, Maintenance	Contractors	TBD			x	Not started
Develop Maltby & Rickett Road conceptual site plan for future use	Planning, Engineering, NR	Operations, Planning	Foundation, Contractors	TBD		x		Not started



# Infrastructure / Small Facilities

Description	Department Lead	Other Department	Other Partners	Cost Estimate	Short-Term (2022-2024)	Mid-Term (2024-2025)	Long-Term (2026+)	Status
Accessibility improvements, including interiors and walkways - parkwide	Engineering	Planning, Operations	Contractors	TBD	x	x	x	Ongoing
Pursue Whitmore Lake Road easement with Green Oak Township per property sale commitment	Engineering	Planning, Operations, Maintenance	Contractors	TBD				Complete
Replace Sunset Ridge playground	Planning	Engineering, Operations, Maintenance	Contractors	\$100,000			x	Not started
Install tollbooth + associated staff support space on park entrance road north of Hammel Road	Engineering	Operations, Planning, Maintenance	Contractors	\$120,000		x		Not started
Implement Maltby Lake trail improvement plan	Engineering	Planning, Operations, Maintenance, NR	Contractors	TBD	x			Started
Implement parking overflow conceptual plan (resulting from parking study)	Engineering	Operations, Maintenance	Contractors	TBD	x			?
Improvements: Sunset Ridge trailhead, golf course trailhead, Cedar Ridge pedestrian crossing	Engineering	Planning, Operations, Maintenance	Contractors	TBD				Complete

# Natural Resources

Description	Department Lead	Other Departments	Other Partners	Cost Estimate	Short-Term (2022-2024)	Mid-Term (2024-2025)	Long-Term (2026+)	Status
Vegetation management (annual)	NR	Planning, Operations	Contractors	\$30,000.00	x	x	x	Ongoing
Hazardous waste removal (annual)	NR			\$2,000.00	x	x	x	Ongoing
Early detection rapid response. Invasive species surveys and control in high quality natural areas (annual)	NR	Interpretive	MDNR	\$12,000.00	x	x	x	Ongoing
Wildlife management (annual)	NR	Operations, Maintenance, Police		staff time	x	x	x	Ongoing
Conduct prescribed fire in fire adapted communities	NR		Contractors	\$4,000.00	x	x	x	Ongoing
Oak wilt control and prevention	NR	Operations, Interpretive	MDNR	\$4,500.00	x	x	x	Ongoing
Grasslands restoration	NR		Contractors	\$40,000.00	x	x	x	Ongoing
Maltby Lake Fen/Swamp Restoration	NR			\$10,000	x	x	x	Ongoing
Oak Barren restoration south of Hammel Road and elsewhere	NR		Contractors	\$30,000	x	x	x	Ongoing
Wetland complex restoration along the Huron River	NR		MDNR, NGOs	\$40,000.00	x	x	x	Ongoing
Rustic trail connectivity improvements	NR	Planning, Operations, Maintenance		TBD	x	x	x	Ongoing



# Signage

Description	Department Lead	Other Departments	Other Partners	Cost Estimate	Short-Term (2022-2024)	Mid-Term (2024-2025)	Long-Term (2026+)	Status
Develop and install interpretive signage	Interpretive	Operations, Planning, Marketing		\$5,000.00			x	Not started
New Branding, System-Wide	Marketing	Planning, Operations		TBD	x	x	x	Ongoing



# Area Plans/Studies/Initiatives

After identifying the need for changes or improvements based on user feedback and staff research, in-depth evaluation and planning must be carried out to gain a detailed understanding of problems and opportunities and determine the best strategies based on existing conditions and resources. Sometimes a process to formally monitor facility usage and gauge popularity is necessary. These studies often result in a scope of work, a work plan and in some cases a site plan that give staff a roadmap for planned changes. Recommended studies are listed below:

Description	Department Lead	Other Department	Other Partners	Cost Estimate	Short-Term (2022-2024)	Mid-Term (2024-2025)	Long-Term (2026+)	Status
Develop plan for Engineering fieldhouse: strategy for HCMA file digitization/climate-controlled long-term storage; identify permanent location for field engineers; determine timeline for demo	Planning, Engineering	Administrative		staff time	x			Not started
Maltby Lake trail improvement plan: determine potential short-term and long-term impacts to an improved trail surface around Maltby Lake; explore opportunities for ADA accessibility	Planning	Engineering, NR, Operations, Maintenance		staff time	x			Not started
Whitmore Lake-Rickett Road conceptual site plan: work with adjacent property owners to develop a site plan for activating and connecting these parcels to the rest of the park	Planning	Engineering, Operations, Maintenance	Legacy Center, LLC, Green Oak Township, Livingston County Road Commission	staff time			x	Not started
Maltby & Rickett Road conceptual site plan: determine desired future use of area	Planning	Engineering, Operations, Maintenance, NR		staff time			x	Not started
Electric Vehicle (EV) Stations	Planning	Engineering, Operations		staff time		x		Not Started



## Area Plans/Studies/Initiatives (cont'd)

Description	Department Lead	Other Department	Other Partners	Cost Estimate	Short-Term (2022-2024)	Mid-Term (2024-2025)	Long-Term (2026+)	Status
Parking study: consider access to sledding hill, trails south of Hammel Road, overflow parking for large events	Planning	Engineering, Operations, Maintenance, NR		staff time	x			?
Winter activities study: evaluate options for enhancing existing winter recreation amenities and incorporating new activities	NR	Maintenance, Engineering, Planning	Contractors	staff time	x	x	x	Ongoing
Sustainability initiatives	NR	Operations, Planning, Engineering		TBD	x	x	x	Ongoing
Establish invasive species control tracking website	NR	Web, IT	MNFI, MISIN	staff time	x	x	x	Ongoing
Stormwater monitoring	NR			\$5,000	x	x	x	Ongoing
Herpetological surveys	NR		NGOs	\$15,000	x	x	x	Ongoing
European Frog Bit control research	NR		Local universities	\$20,000	x	x	x	Ongoing
Canoe/kayak access study throughout park	Planning	Engineering, NR, Operations, Interpretive	HRWC	TBD		x		Not started
Implement canoe/kayak access improvements strategy	Planning, Engineering	Operations, Maintenance	Contractors	TBD		x	x	Not started



To: Board of Commissioners  
From: Jay Bibby, Interim Chief of Planning and Development  
Project Title: Approval – City of Flat Rock Water Main Easement and Lease Agreement  
Date: August 11, 2022

**Action Requested: Motion to approve**

That the Board of Commissioners accept the proposed water main easement and a lease renewal agreement for the city of Flat Rock on Metroparks-owned property located in the city of Flat Rock, Wayne County, Michigan as recommended by Interim Chief of Planning and Development Jay Bibby and staff.

**Fiscal Impact:** There is no fiscal impact associated with this lease and easement.

**Background:** This project involves a water main the city of Flat Rock is proposing to install on Metroparks owned property. The city of Flat Rock requires to secure an easement from the Metroparks before construction of the water main.

The leased subject parcel ID number 82-58-093-0005-702 has expired and is proposed to be renewed automatically on a year-to-year basis unless either party provides at least ninety (90) days prior written notice of its intention not to renew this Lease.

**Attachments: Public Water Main Easement  
Water Main Easement Drawing  
Lease Agreement**

**PUBLIC WATER MAIN EASEMENT**

Know all persons by these presents, that **Huron-Clinton Metropolitan Authority**, a Michigan public body corporate organized and operating under the provisions of Act No. 147 of 1939, as amended (the "Authority"), in consideration of the sum of One Dollar (\$1.00) and for other good and valuable consideration, the receipt of which is hereby acknowledged, does hereby grant and convey to the **City of Flat Rock**, a municipal corporation ("Grantee"), whose address is 25500 Gibraltar Road, Flat Rock, Michigan 48134, a nonexclusive, perpetual, twenty (20) foot wide easement for the purposes of construction, installation, inspection, repair, maintenance, operation, and/or replacement of an underground public water main and related appurtenances over, across, under, and through the following described land situated in Wayne County, Michigan, to wit:

See Exhibit B attached hereto (the "Easement Area")

The Authority also grants and conveys to Grantee a nonexclusive, temporary, forty (40) foot wide easement for the purposes of the initial construction and installation of an underground public water main and related appurtenances over, across, under, and through the following described land situated in Wayne County, Michigan, to wit:

See Exhibit B attached hereto (the "Temporary Construction Easement")

Such Easement Area and Temporary Construction Easement being located on a portion of the following described land situated in Wayne County, Michigan, to wit:

See Exhibit A attached hereto (the "Parent Parcel")

The above described nonexclusive easements are subject to the terms hereof and all other easements, rights, restrictions, and matters of record, and do not vest in the Grantee any authority to use any portion of the Easement Area or Temporary Construction Easement for any purposes other than specifically described herein. Grantee shall keep and maintain the water main and related appurtenances upon the Easement Area in good repair and operation at Grantee's expense. Any land, improvements, utilities, driveways, walkways, or other property damaged or disturbed by reason of Grantee's exercise of any of the foregoing rights shall be promptly restored to its prior condition by Grantee at Grantee's sole cost. Except in an emergency when no notice shall be required, Grantee shall provide at least ten days' advance written notice to the Authority of the Grantee's intent to enter upon the property to perform any construction, maintenance, repair, inspection, and/or replacement of Grantee's facilities within the Easement Area. Once commenced by Grantee, any work permitted hereunder shall be diligently pursued to completion with all restoration obligations satisfied, and all such work shall be completed by Grantee in a lien free manner. Grantee shall not store equipment, supplies, or other materials on the Easement Area. Grantee shall be solely responsible for and shall indemnify, defend, and hold harmless the Authority from and against any and all liabilities, costs, damages, and/or claims, including without limitation reasonable attorneys' fees and litigation costs, incurred by or asserted against the Authority arising from or relating to the Grantee's entry upon the Parent Parcel, the exercise of any of Grantee's rights hereunder, or the construction, operation and/or maintenance of Grantee's facilities located in the Easement Area.

This instrument and the rights and obligations contained herein shall run with the land described herein and shall be binding upon and inure to the benefit of the parties hereto and their respective successors and assigns. This easement is exempt from transfer taxes pursuant to MCL 207.505(a) and MCL 207.526(a).

[Signature pages follows]

In witness whereof, the parties hereto have executed this instrument as of \_\_\_\_\_ day of \_\_\_\_\_, 2022.

The Authority:

**Huron-Clinton Metropolitan Authority,**  
a Michigan public body corporate organized and operating under the provisions of Act No. 147 of 1939, as amended

By: \_\_\_\_\_

Name: \_\_\_\_\_

Title: \_\_\_\_\_

ACKNOWLEDGEMENT

STATE OF MICHIGAN            )  
  ) SS  
COUNTY OF \_\_\_\_\_)

On this \_\_\_\_\_ day of \_\_\_\_\_, 2022, before me, the undersigned Notary Public, personally appeared \_\_\_\_\_, who acknowledged him/herself to be the \_\_\_\_\_ of Huron-Clinton Metropolitan Authority, a Michigan public body corporate organized and operating under the provisions of Act No. 147 of 1939, as amended, and that he/she, being authorized to do so, executed the foregoing instrument for the purposes therein contained.

[SEAL]

\_\_\_\_\_  
Print Name: \_\_\_\_\_  
Notary Public, \_\_\_\_\_ County, Michigan  
Acting in the County of \_\_\_\_\_  
My commission expires \_\_\_\_\_

Grantee:

**City of Flat Rock,**  
a municipal corporation

By: \_\_\_\_\_

Name: \_\_\_\_\_

Title: \_\_\_\_\_

ACKNOWLEDGEMENT

STATE OF MICHIGAN            )  
  ) SS  
COUNTY OF \_\_\_\_\_)

On this \_\_\_\_\_ day of \_\_\_\_\_, 2022, before me, the undersigned Notary Public, personally appeared \_\_\_\_\_, who acknowledged him/herself to be the \_\_\_\_\_ of City of Flat Rock, a municipal corporation, and that he/she, being authorized to do so, executed the foregoing instrument for the purposes therein contained.

[SEAL]

\_\_\_\_\_  
Print Name: \_\_\_\_\_  
Notary Public, \_\_\_\_\_ County, Michigan  
Acting in the County of \_\_\_\_\_  
My commission expires \_\_\_\_\_

This instrument drafted by:

Kevin Schmidt, Esq.  
Miller, Canfield, Paddock and Stone, PLC  
840 W. Long Lake, Suite 150  
Troy, MI 48098

When recorded, return to:

Grantee



## EXHIBIT A

### DESCRIPTION OF THE PARENT PARCEL

Land situated in the County of Wayne, State of Michigan, more particularly described as follows:

That part of the Southwest 1/4 of Section 31 described as commencing at the Southwest corner of Section 31 and proceeding thence North 00 degrees, 46 minutes, 41 seconds East along the West section line 457.82 feet; thence South 88 degrees, 55 minutes, 08 seconds East 181.17 feet thence South 88 degrees, 57 minutes, 39 seconds East 537.55 feet; thence South 88 degrees, 57 minutes, 04 seconds East 89.05 feet for a Point of Beginning; thence North 29 degrees, 12 minutes, 39 seconds West 438.95 feet; thence North 62 degrees, 02 minutes, 56 seconds East 99.85 feet; thence North 27 degrees, 52 minutes, 40 seconds West 100.02 feet; thence South 62 degrees, 14 minutes, 10 seconds West 99.93 feet; thence North 27 degrees, 48 minutes, 48 seconds West 59.87 feet; thence North 61 degrees, 25 minutes, 52 seconds East 1428.19 feet; thence Southeast and Southerly meandering along the East high bank of the Mill Race river 1753 more or less to the tip of the island; thence North 63 degrees, 26 minutes, 21 seconds East 77.97 feet; thence South 32 degrees, 19 minutes, 43 seconds West 83.77 feet; thence South 65 degrees, 46 minutes, 54 seconds West 96.58 feet; thence North 53 degrees, 29 minutes, 06 seconds West 259.64 feet; thence North 33 degrees, 0 minutes, 43 seconds West 344.83 feet; thence North 84 degrees, 55 minutes, 34 seconds West 153.44 feet; thence North 89 degrees, 08 minutes, 44 seconds West 109.98 feet; thence South 89 degrees, 33 minutes, 59 seconds West 89.86 feet; thence South 0 degrees, 48 minutes, 04 seconds West 459.00 feet; thence North 88 degrees, 49 minutes, 53 seconds West 116.09 feet; thence North 88 degrees, 39 minutes, 41 seconds West 224.22 feet; thence North 0 degrees, 53 minutes, 47 seconds East 250.00 feet; thence North 89 degrees, 24 minutes, 33 seconds West 120.25 feet; thence North 89 degrees, 23 minutes, 53 seconds West 78.05 feet; thence North 0 degrees, 32 minutes, 42 seconds East 74.00 feet; thence North 42 degrees, 31 minutes, 03 seconds West 15.02 feet; thence North 35 degrees, 10 minutes, 51 seconds West 153.45 feet to the point of beginning, and containing 31.33 acres more or less.

Less and except the following cemetery parcel, described as commencing at the Southwest corner of Section 31 and proceeding thence North 00 degrees, 46 minutes, 41 seconds East along the West section line 457.82 feet; thence South 88 degrees, 55 minutes, 08 seconds East 181.17 feet; thence South 88 degrees, 57 minutes, 39 seconds East 537.55 feet; thence South 88 degrees, 57 minutes, 04 seconds East 89.05 feet; thence South 88 degrees, 59 minutes, 54 seconds East 638.97 feet; thence North 06 degrees, 58 minutes, 56 seconds West 287.60 feet for a Point of Beginning; thence North 02 degrees, 55 minutes, 15 seconds West 107.94 feet; thence North 74 degrees, 35 minutes, 38 seconds East 79.35 feet; thence South 13 degrees, 39 minutes, 54 seconds East 128.26 feet; thence South 87 degrees, 35 minutes, 51 seconds West 101.39 feet to the point of beginning, and containing 0.24 acres more or less.

Tax Parcel ID Number: 82-58-093-99-0005-702

# PERMANENT & TEMPORARY EASEMENT FOR CONSTRUCTION AND MAINTENANCE OF A WATER MAIN

DESCRIPTION OF PARENT PARCEL (TAX ID. # 58-093-99-0005-702)

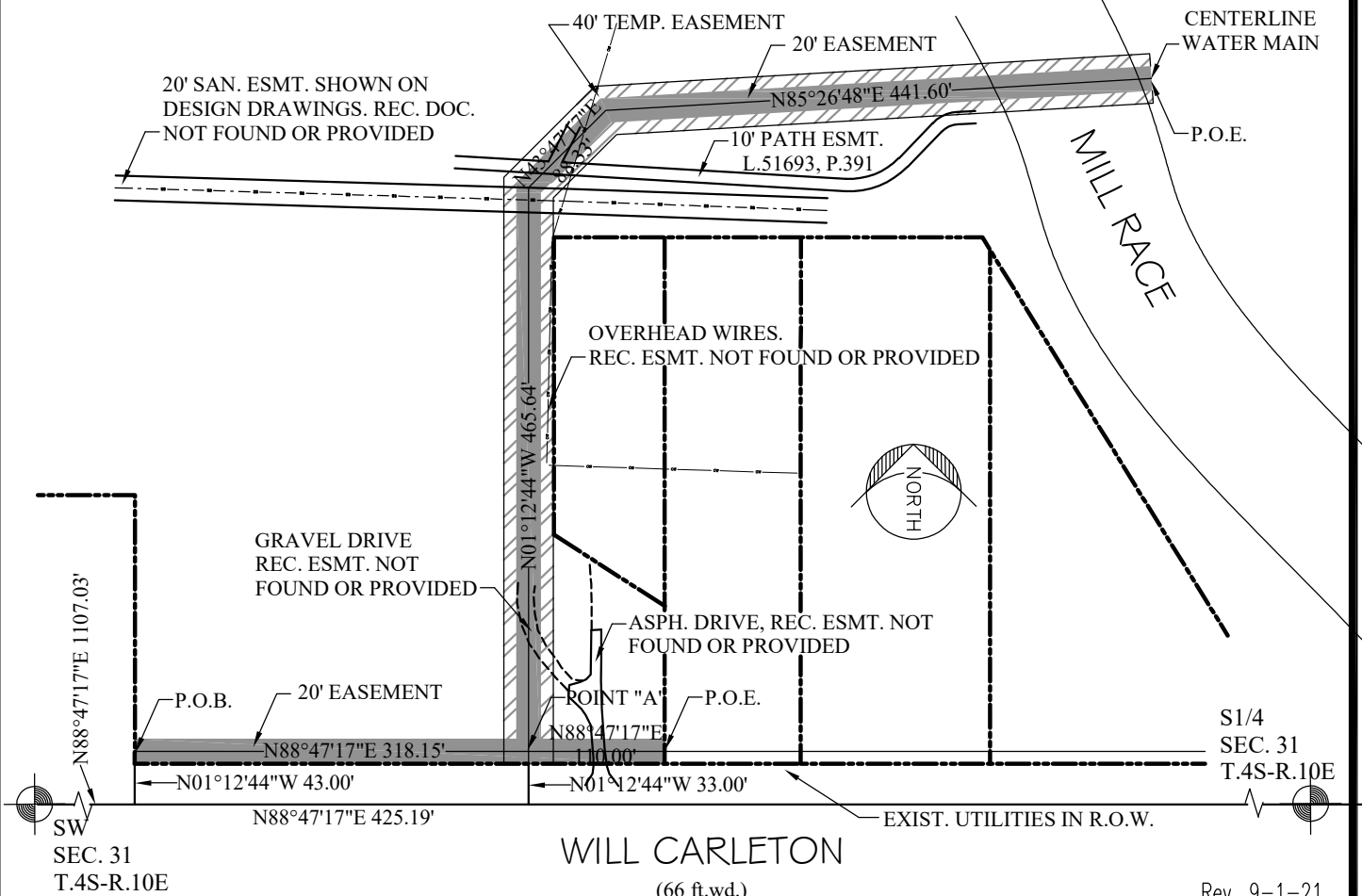
PT OF SW 1/4 T4S R10E DESC AS BEG N89DEG 23M 40S E 1345FT FROM SW COR SEC 31 TH N89DEG 23M 40S E 190FT TH N0DEG 27M W 160.28FT TH N57DEG 48M 30S W 106.88FT TH N0DEG 35M 07S W 240.17FT TH N89DEG 23M 40S E 346.27FT TH S32DEG 14M 50S E 378.0FT TH S57DEG 52M 20S E 253.16FT TH N89DEG 38M 55S E 42.58FT TH N57DEG 25M 15S E 71.07FT TH N32DEG 21M E 76FT TH WLY ACROSS W 1/2 HURON RIVER 60FT MORE OR LESS TO THE TIP OF THE ISLAND TH NW AND NLY ALONG E HIGHBANK OF MILL RACE RIVER 1730FT MORE OR LESS TH S60DEG 03M 40S W 1400FT TH S29DEG 56M 40S E 593.62FT TH N89DEG 23M 40S E 11.80FT TH S36DEG 38M 50S E 153.09FT TH S47DEG 03M 10S E 15.18FT TH S0DEG 39M E 74FT TH N89DEG 33M E 198FT TH S0DEG 33M E 250FT TH N89DEG 33M E 238FT TO POB EXC PT DESC AS BEG N89DEG 23M 40S E 1345FT AND N0DEG 35M 07S W 458.08FT AND N12DEG 31M 35S E 291.30FT FROM SW COR SEC 31 TH N3DEG 29M 10S W 107.73FT TH N74DEG 14M 10S E 79.44FT TH S14DEG 07M 20S E 128.20FT TH S87DEG 17M 40S W 101.29FT TO POB

DESCRIPTION OF PERMANENT EASEMENT FOR WATER MAIN AND APPURTENANCES

A 20 FOOT WIDE PERMANENT EASEMENT TO CONSTRUCT, OPERATE, INSPECT, MAINTAIN, REPAIR AND REPLACE A WATER MAIN, LOCATED IN THE SOUTHWEST 1/4 OF SECTION 31, TOWN 4 SOUTH, RANGE 10 EAST, CITY OF FLAT ROCK, WAYNE COUNTY, MICHIGAN, ACROSS TAX PARCEL 82-58-093-99-0005-702; SAID PERMANENT EASEMENT BEING 10 FEET EACH SIDE OF THE FOLLOWING DESCRIBED CENTERLINE: COMMENCING AT THE SOUTHWEST CORNER OF THE SAID SECTION 31, THENCE NORTH 88 DEGREES 47 MINUTES 17 SECONDS EAST (along the South line of Section 31) 1107.03 FEET AND NORTH 01 DEGREES 12 MINUTES 44 SECONDS WEST 43.00 FEET TO THE POINT OF BEGINNING; THENCE NORTH 88 DEGREES 47 MINUTES 17 SECONDS EAST 318.15 FEET TO POINT "A"; THENCE NORTH 88 DEGREES 47 MINUTES 17 SECONDS EAST 110.00 FEET MORE OR LESS TO THE POINT OF ENDING OF THAT SEGMENT; CONTINUING FROM POINT "A" NORTH 01 DEGREES 12 MINUTES 44 SECONDS WEST 455.64 FEET; THENCE NORTH 43 DEGREES 47 MINUTES 17 SECONDS EAST 88.33 FEET; THENCE NORTH 85 DEGREES 26 MINUTES 48 SECONDS EAST 441.60 FEET MORE OR LESS (to the East high bank of the Mill Race) TO THE POINT OF ENDING.

DESCRIPTION OF TEMPORARY EASEMENT FOR WATER MAIN AND APPURTENANCES

A 40 FOOT WIDE TEMPORARY CONSTRUCTION EASEMENT TO CONSTRUCT A WATER MAIN, LOCATED IN THE SOUTHWEST 1/4 OF SECTION 31, TOWN 4 SOUTH, RANGE 10 EAST, CITY OF FLAT ROCK, WAYNE COUNTY, MICHIGAN, ACROSS TAX PARCEL 82-58-093-99-0005-702; SAID TEMPORARY EASEMENT BEING 20 FEET EACH SIDE OF THE FOLLOWING DESCRIBED CENTERLINE: COMMENCING AT THE SOUTHWEST CORNER OF THE SAID SECTION 31, THENCE NORTH 88 DEGREES 47 MINUTES 17 SECONDS EAST (along the South line of Section 31) 1425.19 FEET AND NORTH 01 DEGREES 12 MINUTES 44 SECONDS WEST 33.00 FEET (to the northerly line of Will Carleton Rd. 66ft.wd.) TO THE POINT OF BEGINNING; THENCE NORTH 01 DEGREES 12 MINUTES 44 SECONDS WEST 465.64 FEET; THENCE NORTH 43 DEGREES 47 MINUTES 17 SECONDS EAST 88.33 FEET; THENCE NORTH 85 DEGREES 26 MINUTES 48 SECONDS EAST 441.60 FEET MORE OR LESS (to the East high bank of the Mill Race) TO THE POINT OF ENDING.



Date 4-15-21	CHK. JTV	Client: CITY OF FLAT ROCK 25500 GIBRALTAR RD. FLAT ROCK, MI 48134	<b>CHARLES E. RAINES CO.</b> 17700 Fort Street Riverview, Michigan 48193 Phone (734) 285-7510
Sheet 1 of 1	DR. By JTV		
Job No. FR-721			

## LEASE AGREEMENT

THIS LEASE AGREEMENT (this “Lease”) is executed on this 11<sup>th</sup> day of August, 2022, by and between **HURON-CLINTON METROPOLITAN AUTHORITY**, a public body corporate under the laws of the State of Michigan, whose principal office is located at 13000 High Ridge Drive, Brighton, Michigan 48114 (hereinafter referred to as the “Lessor”) and the **CITY OF FLAT ROCK**, a Michigan municipal corporation, whose principal office is located at 25500 Gibraltar Road, Flat Rock, Michigan 48134 (hereinafter referred to as the “Lessee”).

WHEREAS, the Lessor owns certain property located in the City of Flat Rock, Wayne County, Michigan, which property is more fully described on the attached Exhibit A, and which property is hereinafter referred to as the “Subject Property”; and

WHEREAS, the Lessee desires to lease and use the property for public recreational purposes; and

WHEREAS, the Lessor desires to cooperate fully with the Lessee with respect to the proposed use of the Subject Property, subject to the following terms and conditions:

NOW, THEREFORE, in consideration of the mutual covenants and conditions contained herein, it is hereby mutually agreed as follows:

1. Lease Property. The Lessor does hereby lease to the Lessee the Subject Property located in the City of Flat Rock, Wayne County, Michigan, and as further described on Exhibit A attached hereto.
2. Term. The term of this Lease shall be for a period of five (5) years commencing on August 11, 2022 and ending on August 11, 2027 (the “Expiration Date”). If not earlier terminated pursuant to the terms hereof, this Lease shall automatically renew on a year-to-year basis following the Expiration Date without the need for further documentation, unless either party provides at least ninety (90) days’ prior written notice of its intention not to renew this Lease.
3. Rent. The Lessee shall pay to the Lessor the sum of One Dollar (\$1.00) as rent for the Subject Property for the term of this Lease.
4. Purpose. The Lessee shall use the Subject Property only for public recreational purposes.
5. Development and Use of Premises. The Lessor reserves the right to review and approve design and land use plans prior to any development of the premises by the Lessee, such approval to be granted or denied in Lessor’s sole discretion.
6. Improvements. The Lessee shall have the power and right to grade, seed and landscape the Subject Property, and to remove the underbrush and trees which are damaged, dead or interfere with the use of the property as an effective recreational area. The Lessee shall not, however, make any improvements on the Subject Property (such as excavation or other significant changes to the surface of the property, including without limitation, parking facilities, recreational facilities or sanitary facilities) without first obtaining the consent in writing of the Lessor, such consent to be granted or withheld in Lessor’s sole discretion.
7. Supervision. The supervision of the Subject Property and the activities conducted thereon shall be the sole responsibility of the Lessee; and the policing of the area, both as to traffic and crowd control shall likewise be the sole responsibility of the Lessee. With respect to these matters, the Lessor shall have no duties, liabilities, or responsibilities of any nature whatsoever.
8. Equipment. The Lessor shall not be expected or required to furnish any equipment or facilities whatsoever for the improvement, use and/or maintenance of the Subject Property; the Lessee shall furnish all such equipment and facilities.
9. Liability. The Lessee shall be solely responsible for the operation and maintenance of the Subject Property and for the activities conducted thereon; the Lessee shall also be responsible for any and all liabilities or obligations of any nature which may arise from any phase of the operation and maintenance of the Subject Property and from the activities conducted thereon. In this regard, the Lessee hereby covenants and agrees to indemnify, defend, and hold harmless the Lessor, its officers, agents and employees from any and all claims, suits, losses, damages or injury to person or property of whatever kind and nature, whether direct or indirect, arising out of the operation and maintenance of the Subject Property and the activities conducted thereon, or the carelessness, negligence, or improper conduct of the Lessee or any of its agents, employees or representatives. The terms of this Section 9 shall survive the expiration or earlier termination of this Lease.
10. Additional Insured. The Lessor shall be named as an “Additional Insured” under the Lessee’s general liability insurance policy, which Lessee shall maintain with 30-day cancellation notice and with minimum coverage as follows:

Bodily Injury Liability	\$1,000,000 each occurrence; \$1,000,000 aggregate
Property Damage Liability	\$ 500,000 each occurrence; \$500,000 aggregate
11. No Agency. Nothing herein contained shall create or be considered as creating a partnership or joint venture between

Lessor and Lessee or to constitute the Lessee as an agent of the Lessor.

12. Assignability. The Lessee agrees not to assign, transfer, convey, sublet, or otherwise dispose of this Lease or its right, title or interest herein, to any other person or entity without the written consent of the Lessor, which consent may be granted or withheld in the Lessor's sole discretion.

13. Maintenance and Restoration. The Lessee shall at Lessee's sole expense during the term of this Lease keep the Subject Property and every part thereof in good and safe condition, and in as good repair as when taken; and at the expiration of the term hereof, the Lessee shall yield and deliver up the Subject Property in as good repair as when taken, reasonable wear and tear thereof and damage by the elements excepted.

14. Public Benefit. The Lessee shall ensure that at all times during the term of this Lease the premises are held by the Lessee as a public recreational area for the use, benefit, and welfare of the general public at large and not merely by the citizens of the City of Flat Rock. The Lessee shall ensure that all persons regardless of their race, creed, color, religion, national origin or ancestry shall be permitted to use and enjoy the premises at all times during the term when the premises are open to any members of the public. Notwithstanding any language to the contrary, this Lease shall not be construed as a public dedication of the Subject Property.

15. Sign Indicating Ownership. Lessor may further erect signage upon the Subject Property, including at all entrances to said leased land, including but not limited to, indicating that the land is owned by the Lessor and is leased by the Lessee for the recreational use of the general public.

16. Easements for Public Improvement. Lessor reserves the right to grant easements and other use rights over the Subject Property subject to advanced notice to the Lessee, and provided that Lessee shall have the right to cancel this Lease in the event Lessee so elects.

17. Peaceful Possession. The Lessor agrees that the Lessee, on paying the aforesaid rent and performing all of the covenants aforesaid shall and may peacefully and quietly have, hold and enjoy the Subject Property for the term aforesaid.

18. Cancellation. In the event the Lessor desires to use the Subject Property or a portion thereof for its own or other purposes Lessor may terminate this Lease upon ninety (90) days' prior written notice to the Lessee.

19. Effect. This Lease shall replace and supersede any preexisting lease or other agreement between the Lessor and Lessee with respect to the leasing of the Subject Property.

[Signature page(s) to follow]

IN WITNESS WHEREOF, the parties hereto have caused this Lease to be executed on the day and year first above written.

LESSOR:

**HURON-CLINTON METROPOLITAN AUTHORITY**

By: \_\_\_\_\_

Name: \_\_\_\_\_

Title: \_\_\_\_\_

LESSEE:

**CITY OF FLAT ROCK**

By: \_\_\_\_\_

Name: \_\_\_\_\_

Title: \_\_\_\_\_



Exhibit A

Subject Property - City of Flat Rock, County of Wayne,  
and part of the SW ¼ of Section 31, T4S, R10E

Parcel 180

Land in the SW ¼ of Section 31, T4S, R10E, Wayne County, Michigan, described as: beginning at a point N 89° 33' E, 1445.12 feet from the intersection of the centerline of Will Carleton Drive and the West line of the City of Flat Rock; thence 89° 33' E, along the centerline of Will Carleton Drive a distance of 90.0 feet; thence N 0° 27' W, a distance of 160.28 feet; thence N. 57° 48' 30" W a distance of 106.88 feet; thence S 0° 27' E, 217.91 feet to the point of beginning, containing 0.39 acres, more or less; ALSO

Parcels 177, 179

Land in the SW ¼ of Section 31, T4S, R10E, Wayne County, Michigan, described as follows: Commencing at a point that is N 89° 33' E 2040.14 feet and N 20° 48' W, 145.19 feet, from the SW corner of Section 31; Brownstown Twp. and running thence N 32° 07' W, 378.39 feet; thence S 89° 33' W, 346.29 feet; thence S 00° 27' E, 458.00 feet; thence S 89° 33' W, 100.00 feet; thence N 00° 27' W, 458.00 feet; thence S 89° 33' W, 550.21 feet; thence N 27° 59' W, 593.62 feet; to the southerly line of a 100.00 feet right of way of the D. T. & I. RR; thence along the said southerly line N. 62° 01' 20" E, about 1400.00 feet to the easterly high bank of the mill race; thence southerly along the easterly high bank of said Mill Race, at it winds and turns about 1730 feet to the tip of the island; thence easterly about 60 feet across the westerly half of the Huron River to the center of same and to the northwesterly line of Telegraph Road, as widened; thence along the northwesterly line of said road, S 32° 21' 00" W, 76.00 feet; thence continuing along the northwesterly line of Telegraph Road; S 57° 29' 15" W, 97.32 feet to the most easterly corner of the State Police parcel; thence N 57° 46' 30" W, 277.94 feet to the point of commencement, containing 26.98 acres more or less; EXCEPT

Commencing at the SW corner of said Section 31, thence N 00 degrees 31 minutes 25 seconds W along the West line of said section, 690.28 feet to the Southerly line of the DT & I R.R R/W; thence N 60 degrees 21 minutes 18 seconds E along said Southerly R/W line, 585.00 feet; thence S 29 degrees 11 minutes 32 seconds E 60.00 feet to the Point of Beginning of this description; thence continuing S 29 degrees 11 minutes 32 seconds E 100.00 feet; thence N 60 degrees 48 minutes 28 seconds E 100.00 feet; thence N 29 degrees 11 minutes 32 seconds W 100.00 feet; thence S 60 degrees 48 minutes 28 seconds W 100.00 feet to the Point of Beginning, containing 0.23 acres more or less; ALSO

Parcels 178D, 178E, 178F

Land in the SW ¼ Section 31, T4S, R10E, Wayne County, Michigan, described as beginning at a point in the S. line of said Section 31, said point being 1077.00 feet N. 89° 33' E of the SW corner of said Section 31; thence N 0° 33' W a distance of 458.00 feet; thence N 89° 33' E a distance of 269.60 feet; then S 0° 27' E a distance of 458.00 feet to the S. line of said Section 31; thence S 89° 33' W, 268.00 feet to the point of beginning, containing 2.82 acres, more or less; EXCEPT

Part of southwest ¼ of Section 31, Town 4 South, Range 10 East, beginning at a point on the South line of said Section 31, said point being 1077.00 feet North 89 degrees 33 minutes east of the Southwest corner of said section 31; thence North 0 degrees 33 minutes West, a distance of 250.00 feet; thence North 89 degrees 33 minutes East a distance of 30.00 feet; thence South 0 degrees 33 minutes East a distance of 250.00 feet to the South line of said Section 31; thence South 89 degrees 33 minutes West along said South line, a distance of 30.00 feet to the point of beginning; containing 0.17 acres more or less; ALSO

Parcel 178C

Land in the SW ¼ of Section 31, T4S, R10E, Wayne County, Michigan, described as commencing at the intersection of the centerline of Will Carleton Road and the Easterly line of Huron Township (the S.W. Corner of Section 31, T4S, R10E) same being the Westerly limits of the City of Flat Rock, thence N 89° 33' E, 987.00 feet along the centerline of said Will Carleton Road, thence N 0° 33' W, 250.00 feet to the point of beginning, thence continuing N 0° 33' W 208.00 feet; thence N 89° 33' E 90.0 feet; thence S 0° 33' E, 208.00 feet; thence S 89° 33' W, 90.0 feet to the point of beginning, containing 0.43 acres, more or less; ALSO

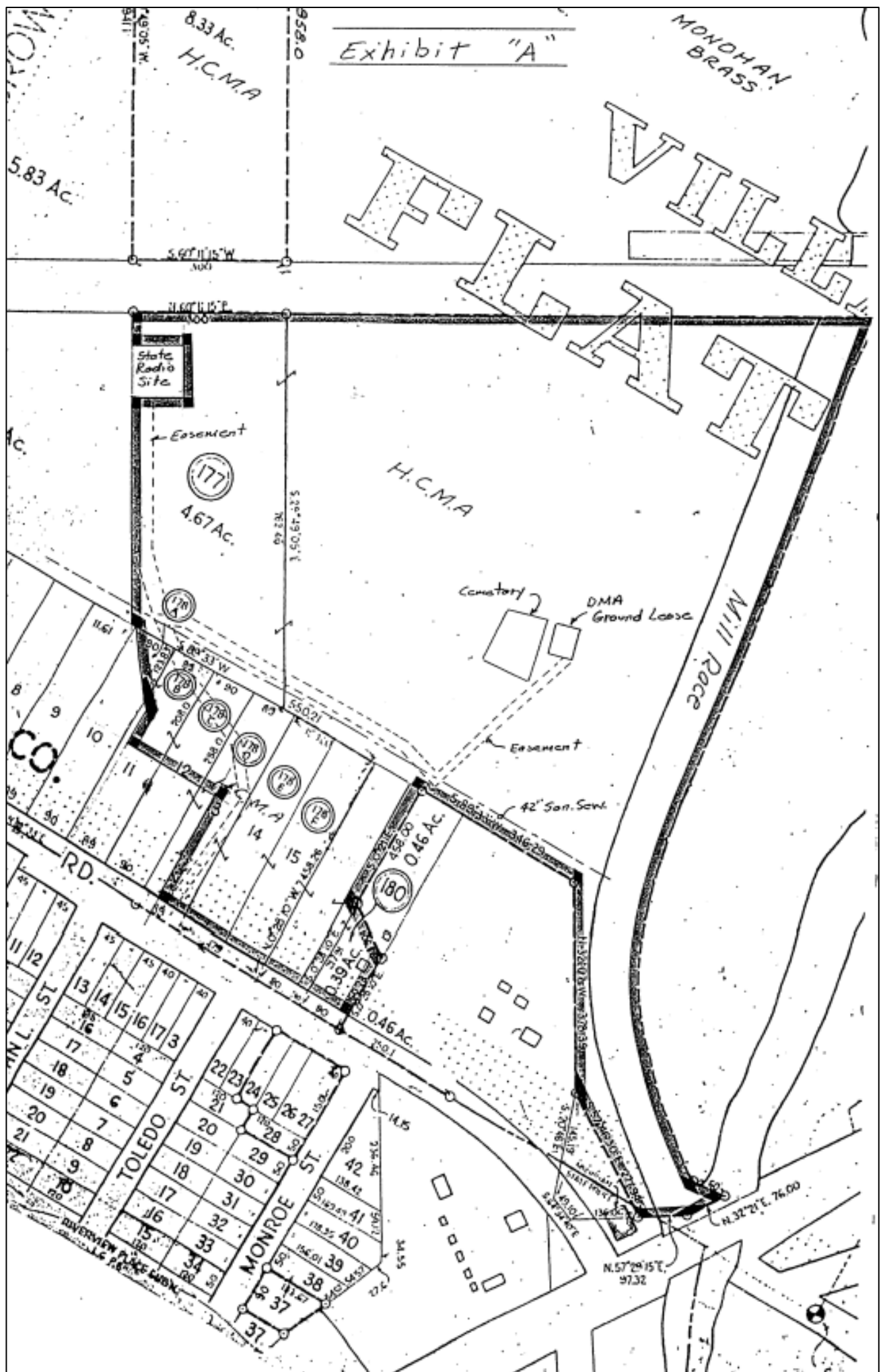
Parcel 178B

Land in the SW ¼ of Section 31, T4S, R10E, Wayne County, Michigan, described as commencing at the intersection of Will Carleton Road and the Easterly line of Huron Township (the S.W. corner of Section 31, T4S, R10E) same being the westerly limits of the City of Flat Rock, thence N 89° 33' E, 909.00 feet along the centerline of said Will Carleton Road, thence N 0° 33' W, 250.00 feet to the point of beginning; then N 0° 33' W, 74.00 feet; thence N 47° 03' 10" W, 15.18 feet; thence N 0° 39' W, 123.83 feet; thence N 89° 33' E, 89.00 feet; thence S 0° 33' E, 208.00 feet; thence S 89° 33' W, 78.00 feet to the point of beginning, containing 0.39 acres, more or less; ALSO

Parcel 178A

Land in the SW ¼ Section 31, T4S, R10E, Wayne County, Michigan, described as commencing at the intersection of Will Carleton Drive and the Easterly line of Huron Township, same being the Westerly corporation line of the City of Flat Rock; thence N 89° 33' E, 898.0 feet; thence N 0° 39' W, 334.42 feet to the point of beginning; thence N 0° 39' W, 123.83 feet; thence S 89° 33' W, 90.0 feet; thence S 36° 38' 50" E, 153.09 feet to the point of beginning, said parcel containing 0.10 acres of land, more or less.

Subject to existing easement and matters of record.





To: Board of Commissioners  
From: Jay Bibby, Interim Chief of Planning and Development  
Subject: Report – Visitation/Permit Scanning Update  
Date: August 5, 2022

**Action Requested: Motion to Receive and File**

That the Board of Commissioners receive and file the May 16 - June 15 and June 16 – July 15 Visitation/Permit Scanning Update as recommended by the Interim Chief of Planning and Development Jay Bibby and staff.

**Fiscal Impact:** None

**Background:** The electronic report link includes a thematic zip code and barcode scanning activity in the Metroparks for the period from May 16 - June 15, 2022. During this time, there were a total of 169,892 barcode scans system wide. Compared to 257,881 barcode scans system-wide during the same period in 2021, this represents more than a 34.1 percent decrease in total scans year over year.

In addition, the electronic report link includes a thematic zip code and barcode scanning activity in the Metroparks for the period from June 16 – July 15, 2022. During this time, there were a total of 226,853 barcode scans system wide. Compared to 227,085 barcode scans system-wide during the same period in 2021, this represents a more than 0.1 percent decrease in total scans year over year.

**Report:** [Huron-Clinton Metroparks Park Visitation Report](#)



To: Board of Commissioners  
From: Jay Bibby, Interim Chief of Planning and Development  
Project Title: Report – SE Michigan Swim Program Development Plan Update  
Date: August 5, 2022

**Action Requested: Motion to Receive and File**

That the Board of Commissioners receive and file the Southeast Michigan Swim Program Development Plan update as recommended by the Interim Chief of Planning and Development Jay Bibby and staff.

**Fiscal Impact:** Funding for this project was included in the Board approved 2021 budget in the Planning and Development Department's Professional Services account for \$50,000.

**Background:** To address the systemic disparities in swim ability and water competence as depicted in demographic and socioeconomic statistics, the Metroparks invited qualified consultants to submit proposals for the development of a programming plan, in coordination with partner recreation agencies, with the goal of improving swimming ability and water competence. The scope of work would focus on public swimming programs and facilities across the five-county region, and involved three key components:

1. Existing Conditions – “State of Swimming” Report
2. Development of swimming – related goals/objectives for the region
3. Development of a programming action plan

An RFP was competitively bid and awarded to Counsilman-Hunsaker and Associates, Inc.

**Attachment: Swim Program Development Plan Update**

# Huron Clinton Metroparks Swimming Program Development Plan



Miklos Valdez  
10733 Sunset Office Dr.  
Suite 400  
St. Louis, MO 63127  
314.894.1245  
[www.chh2o.com](http://www.chh2o.com)



**Counsilman · Hunsaker**  
AQUATICS FOR LIFE



# Huron Clinton Metroparks Swimming Program Development Plan



**Counselman · Hunsaker**  
AQUATICS FOR LIFE

Contact: Miklos Valdez  
10733 Sunset Office Drive  
Suite 400  
St. Louis, MO 63127  
(314) 894-1245



# Table of Contents

Executive Summary .....	1
Existing Conditions – “State of Swimming” Report .....	1
Swimming Program Goals and Action Plan .....	11
Introduction.....	13
Methodology .....	14
Steering Committee .....	14
Existing Conditions – “State of Swimming” Report .....	16
Providers within the Huron Clinton Metroparks 5-County Area .....	16
Southeast Michigan Swim Instruction and Water Safety Programs.....	19
Challenges and Barriers for Swim Instruction and Water Competence Programming .....	30
Public Swimming Survey .....	31
Huron Clinton Metroparks Aquatic Facility Review.....	38
Swimming Program Goals and Action Plan .....	85
References.....	99
Appendix A: SE Michigan Swimming Program Survey Full Report.....	101
Appendix B: Lake Erie Metropark Great Wave Pool Audit (Jan 2022).....	139
Appendix C: Southeast Michigan Aquatic Facilities.....	187
Facilities.....	187
Facilities and Amenities.....	193
Facilities and Swim Programs .....	198
Facilities and Membership Rates.....	203
Appendix D: Swimming Program Development Plan Steering Committee Presentations .....	209

May 26, 2021 .....	209
November 17 and 18, 2021 .....	221
December 15 and 16, 2021 .....	254
March 15 and 16, 2022 .....	275

## Executive Summary

In 2021 Councilman-Hunsaker was retained by the Huron-Clinton Metropolitan Authority (HCMA, aka Metroparks) to undertake a Swimming Program Development Plan. The Swimming Program Development Plan aims to improve swimming ability and water competence within the Southeast Michigan Region.

Councilman-Hunsaker used several methods to obtain information and to investigate public and non-profit facilities in the five-county area, physical structures and to gather information necessary for goals and recommendations for the Swim Program Development Plan. Councilman-Hunsaker used the following methods:

1. Inventory and analysis of SE Michigan public, private, and non-profit aquatic facilities
2. Administration and analysis of the 5 – County Recreation and Swimming Survey
3. Swimming Program Development Plan Steering Committee Meetings
4. Evaluation of current Metropark pool sites:
  - a. Lake Erie Metropark Great Wave Pool
  - b. Lake St. Clair Metropark Pool
  - c. Willow Metropark Pool

Huron-Clinton Metropolitan Authority selected participants for the steering committee from Metroparks staff and partner agencies like the Detroit Riverfront Conservancy and the City of Detroit and citizen leaders that have a vested interest in improving swimming in the Southeast Michigan Region and the City of Detroit. The steering committee members included:

1. Nina Kelly (Huron-Clinton Metropolitan Authority)
2. Leah Blizinski (Huron-Clinton Metropolitan Authority)
3. Janet Van De Winkle (Huron-Clinton Metropolitan Authority)
4. Jay Bibby (Huron-Clinton Metropolitan Authority)
5. Jeff Linn (Lake Erie Metropark)
6. Holly Clegg (Lower Huron/Willow Metroparks)
7. Jeff Schuman (Lower Huron/Willow Metroparks)
8. Rachel Frierson (Detroit Riverfront Conservancy)
9. Erin Casey (City of Detroit Parks and Recreation)
10. Lynda Jeffries (The Leadership Group, LLC; Considine Family Life Center)

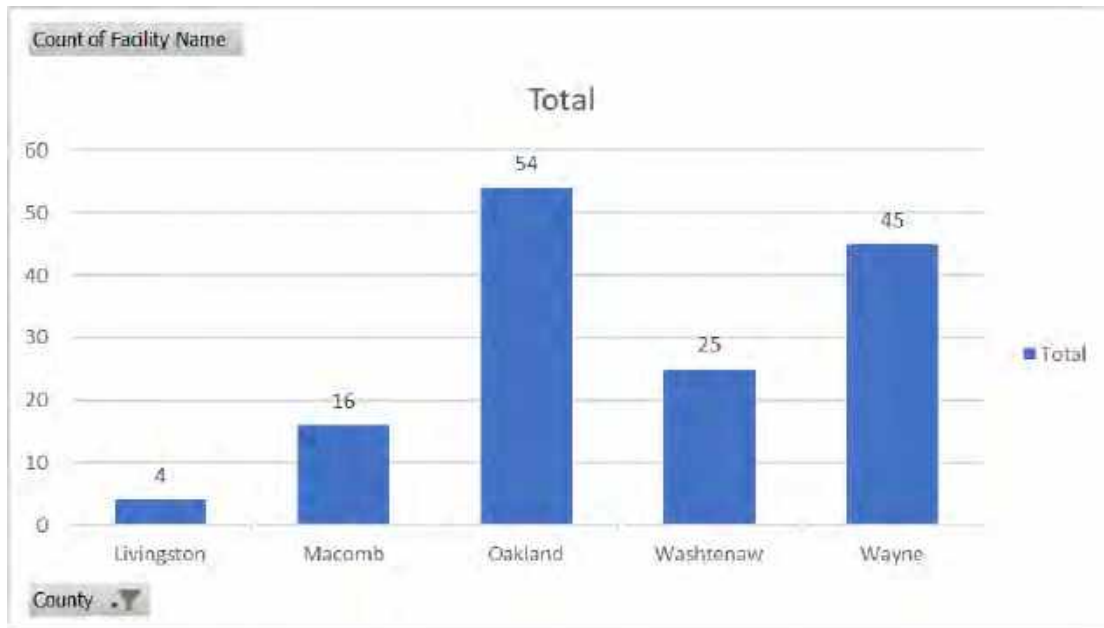
The steering committee was charged with three tasks:

1. Assist in developing goals and objectives
2. Identify areas for partnership
3. Identify ways partner agencies may participate in the action plan steps identified

## Existing Conditions – “State of Swimming” Report

In the facility inventory, Councilman-Hunsaker identified 144 aquatic facilities within the five-county area.





The facilities consist of:

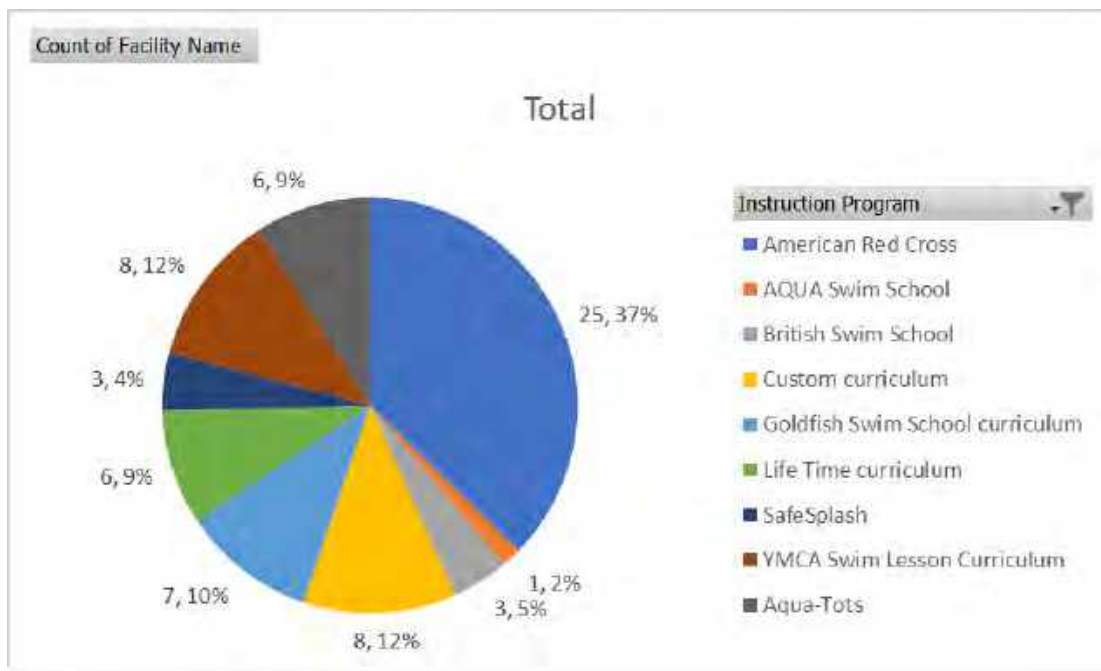
- Public Aquatic and Recreation Centers
  - City/County run Recreation Centers
  - School District run pools open to the public
- Non-Profit Facilities
  - YMCAs
  - Jewish Community Centers (JCCs)
- Private Facilities
  - Standalone swim schools
  - Country clubs
  - Private fitness centers
  - Local swim clubs.
  - Most Universities/Colleges
  - School Districts

## Southeast Michigan Swim Instruction and Water Safety Programs

There are several different swim program curriculums available in the Southeast Michigan area. Some are able to be adapted and used in any facility with permission from the certifying agency, while others are specific to the swim school or facility utilizing it. For instance, the Goldfish Swim School Curriculum is only offered at Goldfish Swim School facilities, while the American Red Cross Learn to Swim Curriculum may be taught at any facility that utilizes licensed American Red Cross instructors and sign a licensing agreement with the American Red Cross.

Of the 144 swimming facilities identified, 67 facilities with 8 unique swimming programs were categorized. All other facilities either did not offer swimming lessons, or Councilman-Hunsaker was unable to determine what swim lesson program was utilized. Eight facilities were identified that utilized their own custom curriculum.

The American Red Cross swim lesson curriculum was by far the most popular, accounting for at least 46% of the facilities identified. YMCA curriculum, custom curriculums, and Goldfish Swim School curriculum were the next most popular, respectively.



## Challenges and Barriers for Swim Instruction and Water Competence Programming

The current climate in the aquatic industry is one of understaffed facilities and, in many cases, long wait lists for swim lessons and other aquatic programming. The COVID pandemic hit the aquatic industry much like it did other industries that hire mostly part-time and seasonal employees. Anecdotally, the pandemic created a pent-up demand for swim lessons and recreation programming. With the workforce shortage the industry is feeling, this has led to canceled programs or long wait lists.

While the Southeast Michigan market has at least 144 swimming facilities ranging from large recreation centers and waterparks to individual swim schools, there appears to be a regional lack of qualified instructors and instructor trainers with the ability to train lifeguards.

It is apparent the Southeast Michigan market lacks a training “Hub”, facility, or organization that regularly trains lifeguards, swim instructors, and lifeguard instructors to service the area facilities. In speaking with area operators, they all have to either train staff in-house with the instructors they have, contract out for other trainers or hope that enough qualified lifeguards and swim instructors will answer job postings.

Several of the Southeast Michigan Swim Program goals and objectives were created to assist in improving the ability of local instructors to gain additional certifications and train other instructors or lifeguards in the area, thereby increasing the available workforce.

## Public Swimming Survey

As part of the Southeast Michigan Swim Program data gathering phase, Counsilman-Hunsaker worked with Left Brain Concepts, Inc., a Denver-area research firm, and the Huron-Clinton Metropark Authority to create and distribute a public survey specifically regarding swimming abilities, competencies, and current swimming background. The survey was distributed to residents within the 5-county area: Livingston, Macomb, Oakland, Washtenaw, and Wayne counties. The survey distribution also included the City of Detroit as a specific target area within Wayne county.

The goals of the survey were to determine the 5-county area residents':

- Background in swimming
- Among adults and children who swim:
  - Their swimming ability
  - How frequently they swim
  - Where they swim
  - The importance of swimming relative to other activities
  - Their interest in improving their swimming ability
  - The benefits they receive from swimming
- Interest among non-swimmers and their children in learning to swim
- Among non-swimmers, the benefits of swimming that might appeal to them
- Swimmers' and non-swimmers' interest in potential swimming programs
- Barriers to increasing swimming activity:
  - Limited access to swimming facilities
  - High or unacceptable fees at water venues
  - Insufficient number of instructors at water facilities
  - Limited staffing at water venues
  - Fear of being in the water
  - Fear of being on the water in a boat, canoe, or kayak
  - Feeling unwelcome at water venues
  - Unsafe conditions at water venues
- The things that would increase peoples' swimming activity
- Demographics

A total of 1,010 surveys were completed. The maximum margin of error for a sample of 1,010 is  $\pm 3.1\%$  at the 95% level of confidence. Responses to the survey were analyzed by the following variables:

- ✓ Six areas of residence – 5 counties and residents of Detroit
- ✓ Households with and without children
- ✓ Gender
- ✓ Race
- ✓ Household income
- ✓ Swimming background (1) Afraid of the water and/or concerned about drowning, (2) never swam or swam years ago, (3) people who splash around in the water, (4) swimmers
- ✓ People who do not swim in either warm or cold weather months vs. all others

### *Swimming background / Swimming ability*

The top three responses were that people swam competitively in high school, college, or beyond (38%), that people are casual, recreational swimmers (33%), and that respondents are more serious but still recreational swimmers (27%). There were many responses from casual swimmers; 17% said they splash around in the water, 11% engage in water exercise programs, and 8% said they exercise in the water for physical therapy. The survey also attracted responses from people who swam years ago but are not currently swimming (8%), area residents who are concerned about the possibility of drowning (8%), those who have never swum (3%), people who are scared to death of the water (1%) and people who once were concerned about the possibility of drowning but are no longer concerned (1%).

As was expected at the beginning of this initiative, residents of Detroit, people of color – especially people who are Black, are less proficient swimmers than people in other demographics.

### *Children living in the household*

About half (56%) of the respondents have children living with them, and the remaining 44% do not.

Children's swimming ability by age: As expected, swimming proficiency increases as children get older. Proficiency particularly increases from ages 4-5 to 6-9. Another significant increase occurs from 6-9 to 10-13. However, there is considerably less improvement from ages 10-13 to 14-17 and from 14-17 to those 18 and older.

### *Frequency of swimming*

Not surprisingly, people swim more in warm weather months than during cold weather months. For example, for those who swim 1-3 times a month, 32% swim in warm weather months, and only 15% swim in cold weather months. The differences were not as stark among people who swim one to three times a week (35% warm weather vs. 27% cold weather) and those who swim 4-7 times a week (22% warm weather vs. 15% cold weather). The percentage of people who do not swim at all is much higher in cold weather months (43%) than in warm weather months (11%).

Detroit residents, people of color – especially people who are Black, and people in lower-income households swim less than people in other demographics.

### *Places people swim*

The most frequented are lakes and ponds (70%), pools at recreation centers and health clubs (67%), and pools at hotels and condos when people travel (55%). Less used are pools at private residences (31%), pools at high schools or colleges (28%), and rivers (13%).

### *Reaction to places to change clothes*

Only 36% are satisfied with places to change clothes, places to shower (31%), and places to secure valuables (30%). Amenities people would like to see added are lockers (47%), places to change clothes (41%), and showers (39%). About a third (38%) reported they go to swimming venues in their swimming attire.

### *Importance of swimming to household members*

Swimming is the most important recreational activity for 29% of families, tied for the most important for 33%, and an occasional activity for 27% of the households. Swimming is less

important to people of color, especially people who are Black, than people in other demographics.

### *Interest in learning to swim / Improving swimming ability*

About two-thirds (69%) of the adults reported that they are very or somewhat interested in learning to swim or improving their swimming abilities. The percentage of combined very and somewhat interested increases to 77% for interest in having their children learn to swim or improve their swimming ability.

Detroit residents, people of color, especially people who are Black, are more interested in their learning to swim than people in other demographics.

### *What people enjoy about swimming / What might interest non-swimmers*

The things that people enjoy about swimming that reach 60% or higher mention that swimming is good for cardiovascular fitness (70%) and total body training (66%). Also mentioned is that swimming is a relaxing and peaceful form of exercise (66%), good for stress relief (64%), provides a pleasant way to cool down on a hot day (61%), and has less joint impact and stress (60%). Only 35% noted that water is easily accessible to them at pools, beaches, lakes, and rivers.

People who are afraid of the water or have a fear of drowning were more likely than avid swimmers to state that swimming provides a pleasant way to cool down on a hot day and that swimming is a pleasant way to spend time with family and friends.

### *Interest in swimming programs in the 5-county area*

People were given a list of 18 existing or potential programs and asked to rate their level of interest. The programs that received ratings of very interested of 25% or more were water exercise (34%), water yoga classes (33%), lap swimming (33%), child lessons (32%), water therapy & rehabilitation (28%), receiving education in water safety (27%), kayak lessons (26%), and adult swim team swimming (25%).

The demographic groups that are more interested in many of the existing or potential programs are residents of Detroit, people of color – especially people who are Black, people in lower-income households, those who are afraid of the water or have a fear of drowning, and those who do not swim or rarely swim.

### *Reaction to swimming opportunities in the area*

The top three responses were that hours at swimming venues do not work into people's schedules (34%), water venues are too far from their homes for them to participate (28%), and fees at water venues are higher than people want to pay (27%). These sub-questions were deliberately posed with a negative slant. Thus, it should be interpreted that hours at swimming venues do work into people's schedules (66%), water venues are not too far from people's homes for them to participate (72%), and fees at water venues are not higher than people want to pay (73%).

### *Feeling welcome / Safety / Comfort at swimming venues*

People were given seven questions and asked to respond on a scale of strongly agree, somewhat agree, somewhat disagree, and strongly disagree. When combining somewhat disagree and strongly disagree responses, negative ratings ranged from 8% to 15% for five of

the seven issues queried. Respondents disagreed the most that swimmers are respectful of others at swim venues (23%) and that people swim safely for themselves (24%).

### *Increasing participation in swimming*

People were asked on an open-ended basis the things that would increase their participation in swimming. Twenty-six things were mentioned by at least 1% of respondents. The top six were closer water venues (20%), offering adult swim lessons (13%), more lap swim times (11%), more indoor swimming pools or the ability to use pools at high schools (10%), expanding hours at swimming facilities (9%), and lower fees (9%).

## Huron Clinton Metroparks Aquatic Facility Review

In June of 2021 Councilman-Hunsaker provided a review of three Metropark Aquatic facilities, Lake St. Clair Metropark Pool, Lake Erie Metropark Great Wave Pool, and Willow Metropark Pool. The purpose of the review was to assess each facility for its functionality within the four main aquatic user groups and provide recommendations to address functional obsolescence and provide improvements based on the [Programming Action Plan](#).

### *Aquatic User Groups*

The following describes national trends for four aquatic user groups: Recreation, Competition, Instruction and Wellness and Therapy. The descriptions make evident the significantly different requirements for each aquatic user group when planning and designing an aquatic facility.



### *Huron-Clinton Metropolitan Authority Facility Review*

Overall, the facilities within the Metroparks charge are maintained very well. Lake Erie Metropark Great Wave Pool and Lake St. Clair Metropark pool are both decades-old facilities showing their age. However, both facilities appear to have been well maintained to continue to operate in some cases with the original equipment. The Willow Metropark Pool is only about 12 years old and is maintained very well.

The following chart describes the general features available at each aquatic facility.



Amenity is available at the facility

Amenity is available to varying degrees


Amenity was originally designed and may be available again with renovations



Features	Lap Lanes	Shallow Water	Diving Area	Bench Seating	Zero Depth	Slide	Play Features	Spray Features
Lake St. Clair Metropark Pool	?	✓	✓			✓	✓	
Lake Erie Metropark Great Wave Pool	?	✓			✓			✓
Willow Metropark Pool	✓	✓		✓	✓	✓	✓	✓


The following recommendations were proposed for the three aquatic facilities in physical and functional capacities.

### Physical Recommendations


		
Project Name	9/10/2021	
*PRELIMINARY Opinion of Probable Construction Cost		
ITEM	COST	
<b>Lake Erie Park Pool</b>		
UV Disinfection System	\$102,286	
Wave Generation Equipment	\$350,000	
Surge Tank Float Valves	\$10,063	
<i>Pool Subtotal</i>	<b>\$462,348</b>	
<b>Lake St. Clair</b>		
UV Disinfection System	\$119,762	
Slide Refinish/Maintenance	\$40,000	
Pool Resurface	\$780,000	
Main Drain Replacement and Pool Shallowing	\$180,000	
New Pool Lift	\$22,500	
New Tile Markers	\$170	per tile
Lifeguard Chair Seat Replacements	\$350	
Pipe Hanger Replacement	\$75	per hanger
Slide Flow Meters	\$3,000	
Slide entrance chain and sign	\$100	
100' Safety Line	\$600	
<i>Pool Subtotal</i>	<b>\$1,146,557</b>	
<b>Willow Metropark Pool</b>		
UV Disinfection System	\$102,286	
Expansion Joint Repair		
Structural Engineer Assessment	\$6,000	
Repair and reseal	\$600	
<i>Pool Subtotal</i>	<b>\$108,885.90</b>	
<b>TOTAL AQUATICS COST ESTIMATE (inflation &amp; general contractor mark-up not included)</b>	<b>\$1,717,790.92</b>	
Contingency	20%	<b>\$2,061,349.10</b>
<b>TOTAL AQUATICS COST ESTIMATE</b>		<b>\$2,062,000.00</b>

The Consultant has no control over the cost of labor, materials, equipment, or over the Contractor's methods of determining prices or over competitive bidding or market conditions. Opinions of probable cost are representative only of the Consultant's judgment as a design professional familiar with the construction industry. The Consultant cannot and does not guarantee that proposals, bids, or actual construction costs will not vary from its opinion of probable costs.

## Functional Recommendations

 <b>Councilman - Hunsaker</b> AQUATICS FOR LIFE	
Huron-Clinton Metropolitan Authority *PRELIMINARY Opinion of Probable Construction Cost	
9/10/2021	
<u>ITEM</u>	<u>COST</u>
Lake Erie Park Pool	
Competition Lanes (8 lanes)	\$72,000.00
<i>Pool Subtotal</i>	\$72,000
Lake St. Clair	
Competition Lanes (5 lanes)	\$86,000
ADA Accessible Stairs	\$8,000
<i>Pool Subtotal</i>	\$94,000
<b>TOTAL AQUATICS COST ESTIMATE (Inflation &amp; general contractor mark-up not included)</b>	
	<b>\$166,000.00</b>
Contingency	20%
	<b>\$199,200.00</b>
<b>TOTAL AQUATICS COST ESTIMATE</b>	<b>\$200,000.00</b>

The Consultant has no control over the cost of labor, materials, equipment, or over the Contractor's methods of determining prices or over competitive bidding or market conditions. Opinions of probable cost are representative only of the Consultant's judgment as a design professional familiar with the construction industry. The Consultant cannot and does not guarantee that proposals, bids, or actual construction costs will not vary from its opinion of probable costs.

 <b>Councilman - Hunsaker</b> AQUATICS FOR LIFE	
Huron-Clinton Metropolitan Authority *PRELIMINARY Opinion of Probable Construction Cost	
9/10/2021	
<u>ITEM</u>	<u>COST</u>
Lake Erie Park Pool	
Competition Lanes (8 lanes)	\$72,000.00
<i>Pool Subtotal</i>	\$72,000
Lake St. Clair	
Competition Lanes (8 lanes)	\$136,000
ADA Accessible Stairs	\$8,000
<i>Pool Subtotal</i>	\$144,000
<b>TOTAL AQUATICS COST ESTIMATE (Inflation &amp; general contractor mark-up not included)</b>	
	<b>\$216,000.00</b>
Contingency	20%
	<b>\$259,200.00</b>
<b>TOTAL AQUATICS COST ESTIMATE</b>	<b>\$260,000.00</b>

The Consultant has no control over the cost of labor, materials, equipment, or over the Contractor's methods of determining prices or over competitive bidding or market conditions. Opinions of probable cost are representative only of the Consultant's judgment as a design professional familiar with the construction industry. The Consultant cannot and does not guarantee that proposals, bids, or actual construction costs will not vary from its opinion of probable costs.

## Future Renovation Considerations

When repairing, renovating, or replacing any Metropark aquatic facility, it is recommended that an extensive feasibility process be performed prior to engaging in the design of a facility. The feasibility process should perform the following tasks:

- **Needs analysis** — a workshop protocol with community representatives to develop a list of priorities for the facility's uses and objectives
- **Analysis of existing providers** — research and analysis to determine the existing level of service at area facilities and the perceived need for the proposed facility
- **Market analysis** — an analysis of age groups, population density, incomes, and user groups to project attendance, fee schedules, and appropriate programming
- **Facility concepts** — conceptual drawings and descriptions indicating a solution to accommodate the desired programming elements
- **Construction cost estimates** — itemized, site-specific cost projections for the "bricks and mortar" of structures and mechanical support equipment
- **Project cost estimates** — total costs including construction, site development, and contingencies
- **Revenue and expense projections** — calculations based on the gathered data and analytical research; opinions of financial performance (e.g., positive, or negative cash flow)
- **Sources of funding** — a discussion of possible options to fund the facility
- **Design program analysis** — based on the conceptual designs, a more detailed assessment of the construction materials, techniques, and specific equipment recommended for the proposed facility.

## Aquatic Feasibility Study Approach



### *Needs Assessment*

- Evaluate area providers
- Research area demographics
- Identify user groups
- Identify potential community partners
- Site analysis



### *Facility Program & Space Requirements*

- Develop schematic design options for programming
- Develop project cost estimates
- Confirm potential partnerships



### *Operations & Business Plan*

- Opinion of revenue
- Opinion of operating expenses
- Determine cash flow

## Swimming Program Goals and Action Plan

Once the information was gathered that makes up the “State of Swimming” report, Councilman-Hunsaker and the Metroparks shared the information with the Steering Committee to gather their thoughts and input and to create a list of goals and objectives related to the information gathered and the overall goal of improving swimming ability and water competence withing the Southeast Michigan Region.

Councilman-Hunsaker offered suggestions regarding goals and objectives and first presented them to the committee over two meetings on November 17 and 18, 2021. At the meeting, Councilman-Hunsaker presented the “State of Swimming” report and the proposed goals and objectives to gather feedback from the group. Along with input from the committee, the following goal categories were created:

- Swimming Ability
- Water Competence
- Participation
- Program Focus Areas
- Staffing
- Raise Awareness of Inequities
- Current Facility Improvements

Along with each goal category, the committee proposed several goals. Each category and goal are expanded upon in the next sections. The chart below shows all 7 categories and the goals associated.

HCMA Swim Program Goals						
Swimming Ability	Water Competence	Participation	Program Focus Areas	Staffing	Raise Awareness of Inequities	Current Facility Improvements
90% of children can stop/exit the water on their own by age 9	Water safety taught in most schools	Increase access to scholarship programs	Increase vertical swim programs	Develop Metroparks in training hub in SE Michigan <ul style="list-style-type: none"> <li>○ Look for partners in all 5 counties</li> </ul>	Develop a SE Michigan Aquatics Board	Lake St. Clair improvements
Add open water swimming to competency list – more than 70% swim in lakes/ponds	Develop relationships with schools	Provide no/low-cost swim lessons		Get more area entities to submit for American Red Cross IT Academics	HCMA Marketing Department – Raising Awareness campaign	HCMA Aquatics Master Plan
		Acquire corporate sponsorships to fun program		Investigate transportation program to parks for training or staffing		Improvements for area facilities
		Investigate transportation programs (low priority)				
		Expand the “Swim in the D” program to more than 2 days				

Once the goals and objectives were agreed upon by the Steering Committee, a list of action plan items related to each goal was created. The action plan items long and short term steps the Metroparks and partners can take to achieve the goals outlined in the program. Additionally,

Councilman-Hunsaker has included special action item considerations for some goals that may help to enhance the action steps and reach each goal.

HCMA Swim Program Goals						
Swimming Ability	Water Competence	Participation	Program Focus Areas	Staffing	Raise Awareness of Inequities	Current Facility Improvements
<b>Action Plan</b>						
Secure funding to expand the "Swim in the D" program	Develop a list of schools/districts that are interested in swim instruction or swim safety curriculums	Secure funding to expand the "Swim in the D" program	Train instructors in other fitness modalities	Register HCMA with the American Red Cross as an LTP <ul style="list-style-type: none"> <li>Swim Instruction</li> <li>Lifeguard Training</li> </ul>	Develop marketing collateral for swimming campaign	Lake St. Clair <ul style="list-style-type: none"> <li>Main drain renovations</li> <li>New pool lift</li> <li>Ramp/zero depth entry</li> <li>Bench seating</li> <li>UV disinfection</li> <li>Lap lanes</li> </ul>
Expand "Swim in the D" program to continue year round	Identify areas in school curriculums that can support swim safety training	Expand "Swim in the D" program to continue year round	Identify a spectrum of programs that meet facility specs	Find year-round facilities to partner with an offer training <ul style="list-style-type: none"> <li>Could be part of the "Swim in the D" Program</li> </ul>	Create collateral that can be utilized by all swim facilities in the region	Jake Eric <ul style="list-style-type: none"> <li>UV disinfection</li> </ul>
Expand the program into the community: <ul style="list-style-type: none"> <li>Apartments</li> <li>Water fronts</li> <li>Metropark Pools</li> <li>Partner facilities</li> </ul>	Identify after school programs interested in participating	Identify after school programs interested in participating	Utilize outside vendors/contractors for some programs	Create a "Junior Guard" program	Utilize stats from annual/semi-annual swim program survey	Willow Metropark Pool <ul style="list-style-type: none"> <li>UV disinfection</li> </ul>
Create a process for annual/semi-annual swim program survey to track swim ability changes	Provide in-class training collateral	<b>Considerations:</b> Work with a sponsorship consultant to assist in acquiring corporate sponsorships	Create a program plan for new programs and profitability goals	Create an in-house training program within HCMA <ul style="list-style-type: none"> <li>Lifeguarding</li> <li>Swim Instruction</li> </ul>	Create news media package	Aquatics Master Plan: <ul style="list-style-type: none"> <li>Identify funding</li> <li>Issue RFP</li> <li>Create plan</li> </ul>
<b>Considerations:</b> Register HCMA with the American Red Cross swim instruction program	Provide pool session time			Work with American Red Cross/HCMA/partners to host IT academy trainings	Advertise in schools, radio, local news stations to coincide with "Swim in the D" program sign-ups	Area facilities: <ul style="list-style-type: none"> <li>Renovations or new facilities should start with feasibility/programming process</li> <li>Amenities should reflect goals of the facility/users</li> <li>Emphasize amenities that meet multiple-user groups</li> </ul>
Submit course records for each swim session taught				<b>Considerations:</b> Create marketing plan for social media marketing <ul style="list-style-type: none"> <li>TikTok <ul style="list-style-type: none"> <li>@Fbh2e</li> <li>@Roundrocklifeguards</li> <li>@Newbraunfelsaquatics</li> </ul> </li> </ul>	Expand the "brand" of "Swim in the D" to other area providers	<b>Considerations:</b> Consider creating a funding/grant program through the SE Michigan Aquatics Board
					Create a process for partnerships	

## Introduction

In 2021 Councilman-Hunsaker was retained by the Huron-Clinton Metropolitan Authority (HCMA, aka Metroparks) to undertake a Swimming Program Development Plan. The goal of the Swimming Program Development Plan is to improve swimming ability and water competence within the Southeast Michigan Region.

The Huron-Clinton Metropolitan Authority manages the Huron-Clinton Metroparks consisting of 13 parks with over 25,000 acres of land throughout Southeast Michigan. These parks include:

1. Delhi Metroparks
2. Dexter-Huron Metropark
3. Hudson Mills Metropark
4. Huron Meadows Metropark
5. Indian Springs Metropark
6. Kensington Metropark
7. Lake Erie Metropark
8. Lake St. Clair Metropark
9. Lower Huron Metropark
10. Oakwoods Metropark
11. Stony Creek Metropark
12. Willow Metropark
13. Wolcott Mill Metropark

The Metroparks are focused on improving the quality of life around the Southeast Michigan region. Through this focus, has become alarmed by the systemic disparities in swimming ability and water competency depicted in the statistics below:

- Drowning is among the top 3 causes of unintentional death for persons 29 years old and younger (Miller, 2021)
- Native American Aged 29 years and younger were twice as likely as whites to die from drowning, and people who are black are 1.4 times as likely. (Julie Gilchrist & Erin M. Parker, 2014)
- In swimming pools, Black children aged 5 – 19 are 5.5 times as likely as white children in the same age group to die from drowning; among ages 11-12, this rate increases to 10 times as likely. (Julie Gilchrist & Erin M. Parker, 2014)
- While drowning rates in general have been trending downward, they have risen in one age group: those aged 45 to 84. (Griffiths, Griffiths, & Sempstrott, 2018)
- 79% of children in households with annual incomes less than \$50,000 do not know how to swim and learning to swim through formal lessons may reduce the likelihood of drowning by 88%. (USA Swimming, 2022)

The Swimming Program plan is focused on the public, programs, and facilities within the Metroparks' five-county service area, including Livingston, Macomb, Oakland, Washtenaw, and Wayne counties (Southeast Michigan Region). The Swimming Program Plan was developed in coordination with partner recreation agencies and is designed to be implemented through and alongside partner agencies throughout the Southeast Michigan Region.

The Metroparks currently partners with the City of Detroit's Parks and Recreation Department and the Detroit Riverfront Conservancy to offer the City of Detroit Parks and Recreation Department's Swim in the D Program. In 2022, the program will offer free swim lessons to more than 1,000 children in the Southeast Michigan area across four different host sites. Throughout the Southeast Michigan Swimming Program Development Plan report, Councilman-Hunsaker makes several recommendations for enhancements to the Swim in the D Program. The Swim in



the D Program is a City of Detroit Program and therefore any changes or enhancements to the program would need to be approved by the City of Detroit.

## Methodology

Councilman-Hunsaker used several methods to obtain information to investigate public and non-profit facilities in the five-county area, physical structures, and to gather information necessary for goals and recommendations for the Swim Program Development Plan. Councilman-Hunsaker used the following methods:

1. Inventory and analysis of SE Michigan public, private, and non-profit aquatic facilities
2. Administration and analysis of the 5 – County Recreation and Swimming Survey
3. Swimming Program Development Plan Steering Committee Meetings
4. Evaluation of current Metropark pool sites:
  - a. Lake Erie Metropark Great Wave Pool
  - b. Lake St. Clair Metropark Pool
  - c. Willow Metropark Pool

## Steering Committee

Huron-Clinton Metropolitan Authority selected participants for the steering committee from Metroparks staff and partner agencies like the Detroit Riverfront Conservancy and the City of Detroit and citizen leaders that have a vested interest in improving swimming in the Southeast Michigan Region and the City of Detroit. The steering committee members included:

- Nina Kelly (Huron-Clinton Metropolitan Authority)
- Leah Blizinski (Huron-Clinton Metropolitan Authority)
- Janet Van De Winkle (Huron-Clinton Metropolitan Authority)
- Katie Kowalski (Huron-Clinton Metropolitan Authority)
- Jay Bibby (Huron-Clinton Metropolitan Authority)
- Jeff Linn (Lake Erie Metropark)
- Holly Clegg (Lower Huron/Willow Metroparks)
- Jeff Schuman (Lower Huron/Willow Metroparks)
- Rachel Frierson (Detroit Riverfront Conservancy)
- Erin Casey (City of Detroit Parks and Recreation)
- Lynda Jeffries (The Leadership Group, LLC; Considine Family Life Center)

The steering committee was charged with three tasks:

1. Assist in developing goals and objectives
2. Identify areas for partnership
3. Identify ways partner agencies may participate in the action plan steps identified

The steering committee met four times between May 2021 and March of 2022 to review the information collected at that point, provide their own insights into the project, and provide input related to the three steering committee tasks.

- May 26, 2021
- November 17 and 18, 2021

- December 15 and 16, 2021
- March 15 and 16, 2022

Presentations shared with the committee are included in [Appendix D](#).

## Existing Conditions – “State of Swimming” Report

The “State of Swimming” Report is a comprehensive benchmark of the state of swimming in the Southeast Michigan area. The report includes an inventory and comparison of public, private, and non-profit facilities in the 5-county area, current challenges for swim instruction and water competence programming, and results of the representative survey conducted across all five counties of Southeast Michigan. The state of swimming report is a collection of data that can and should be updated regularly as the Southeast Michigan Swimming Program progresses. As goals are achieved, and new goals are created, the previous state of swimming reports provides historical documentation of the progress made through the Southeast Michigan Swimming Program.

## Providers within the Huron Clinton Metroparks 5-County Area

The recreation industry is a competitive market vying for disposable income driven by population trends, income levels, demographic profiles, and favorable locations. Large aquatic centers and destination facilities offer a grand scale of cutting-edge amenities, deliver a unique customer experience, and draw from a large radius. Small to medium aquatic centers compete by offering family amenities in a cozy atmosphere, thus delivering a friendly customer experience to the local market.

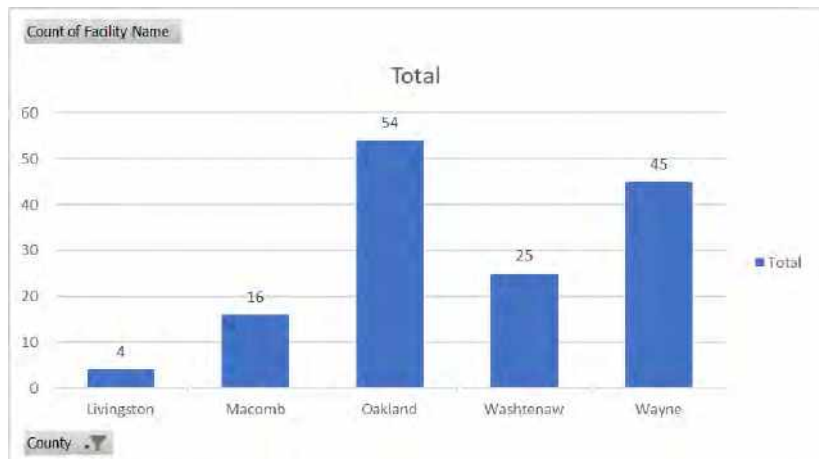
As part of the “State of Swimming” Report, Councilman-Hunsaker surveyed and collected data on all public, non-profit, and private swimming facilities within the 5-county southeast Michigan region. The facility list is intended to be an exhaustive list of all aquatic facilities in the region, however, there may be some facilities missing from the report. Any facilities that are missing from the report likely meet one or more of the following characteristics:

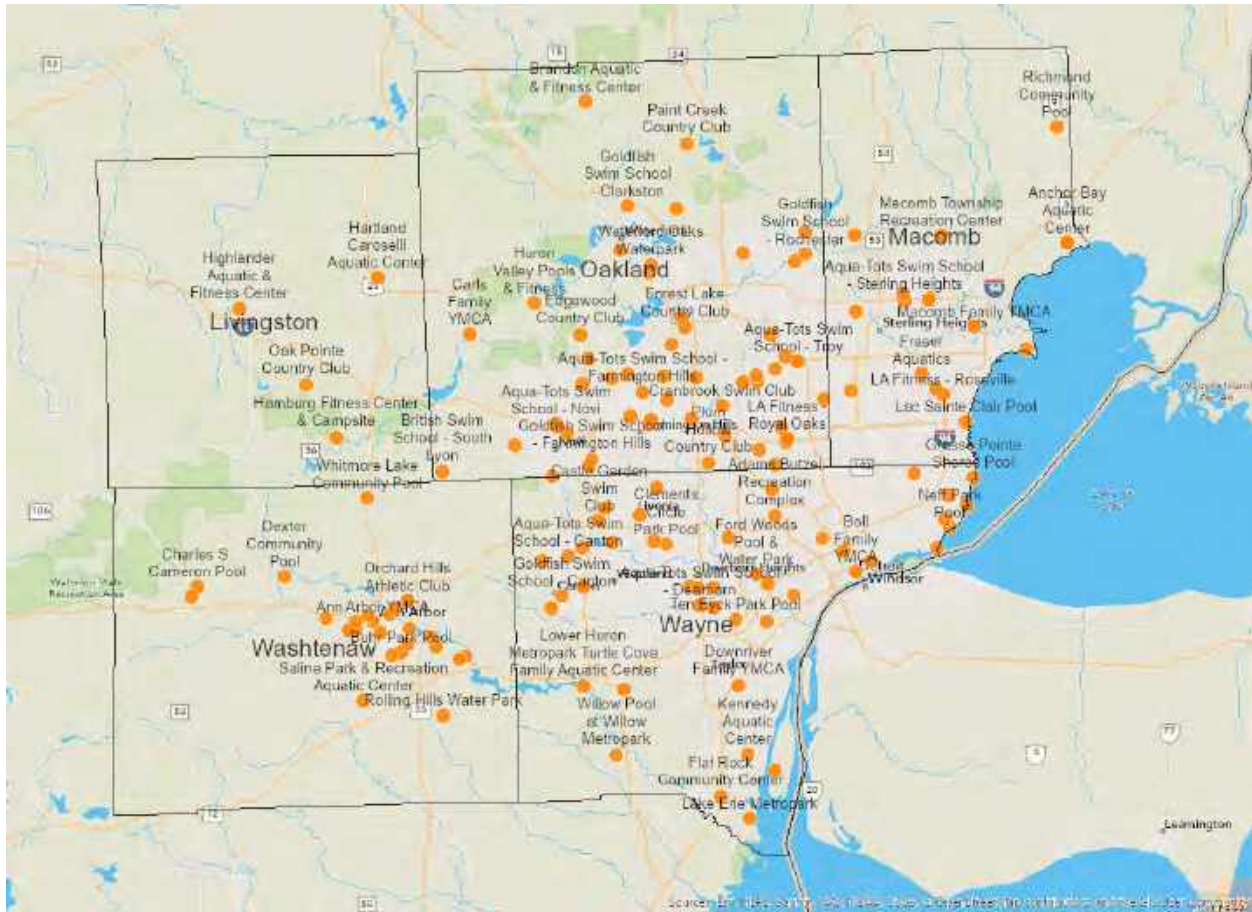
1. The pool cannot be identified through “Google” or common search engines.
2. The pool does not have a website, and markets through word of mouth or non-digital marketing.
3. Facility ownership was ambiguous, and the facility owners do not conduct operations or programming.

Councilman-Hunsaker collected facility data through facility websites and phone calls to the facility front desks or general operation numbers.

### Facility Inventory

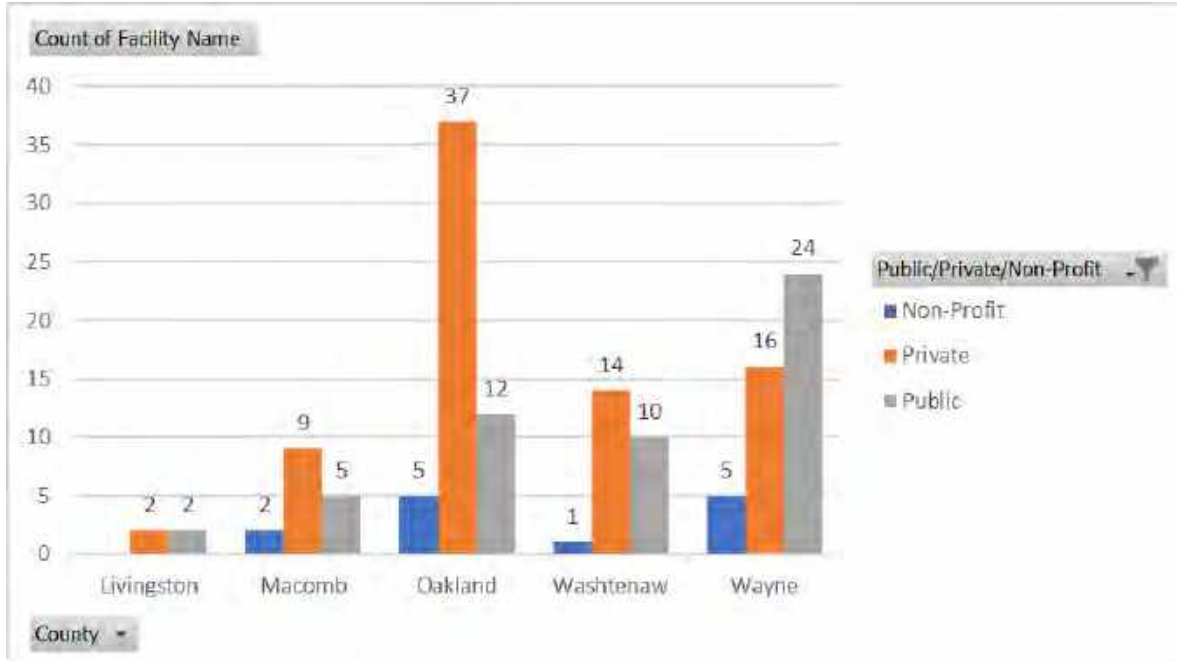
Councilman-Hunsaker identified 144 aquatic facilities within the five-county area in the facility inventory.





The facilities consist of:

- Public Aquatic and Recreation Centers
  - City/County run Recreation Centers
  - School District run pools open to the public
- Non-Profit Facilities
  - YMCAs
  - Jewish Community Centers (JCCs)
- Private Facilities
  - Standalone swim schools
  - Country clubs
  - Private fitness centers
  - Local swim clubs.
  - Most Universities/Colleges
  - School Districts



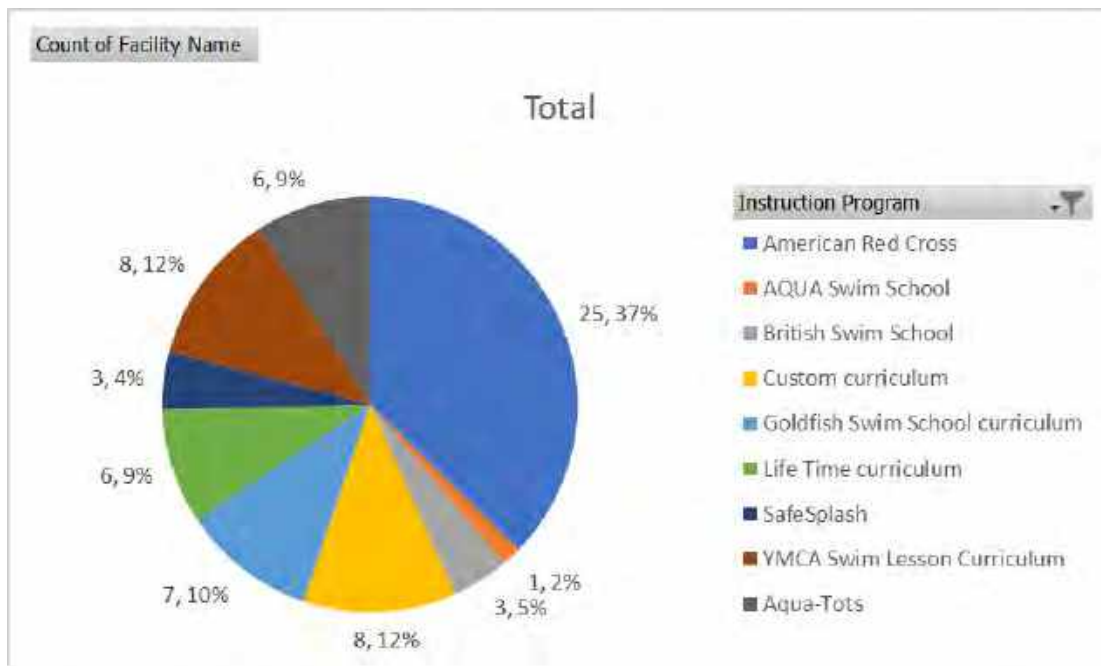
A full list of the aquatic facilities inventoried can be found in [Appendix C](#).

## Southeast Michigan Swim Instruction and Water Safety Programs

There are several different swim program curriculums available in the Southeast Michigan area. Some are able to be adapted and used in any facility with permission from the certifying agency, while others are specific to the swim school or facility utilizing it. For instance, the Goldfish Swim School Curriculum is only offered at Goldfish Swim School facilities, while the American Red Cross Learn to Swim Curriculum may be taught at any facility that utilizes licensed American Red Cross instructors and sign a licensing agreement with the American Red Cross.

Of the 144 swimming facilities identified, 67 facilities with 8 unique swimming programs were categorized. All other facilities either did not offer swimming lessons, or Councilman-Hunsaker was unable to determine what swim lesson program was utilized. Eight facilities were identified that utilized their own custom curriculum.

The American Red Cross swim lesson curriculum was by far the most popular, accounting for at least 46% of the facilities identified. YMCA curriculum, custom curriculums, and Goldfish Swim School curriculum were the next most popular, respectively.



### Swim Program Descriptions

Most swim school curriculums are similar with some differences related to ratios, age cutoffs, and how each class is named and described. By and large, the same swim skills are taught in each curriculum.

- Ratios – the number of students per instructor. This can vary depending on the swim school, swim lesson level, and whether the lesson is a group, private or semi-private lesson.
- Levels – the skill level the student is currently attending. Each level corresponds to a set of skills taught at that level.



The following information regarding each swim lesson curriculum was taken directly from each organization's website and marketing or instruction collateral. Some paraphrasing was necessary for brevity and clarity.

	American Red Cross	Aqua-Tots	AQUA	British Swim School	Goldfish	Lifetime	SafeSplash	YMCA
Ages	6 months +	4 months +	2 months +	3 months +	4 months – 12 years	4 month +	6 months +	6 months +
Levels	6 Levels Parent and child Specialty courses	2 Parent and Tot 6 Levels	8 Levels Parent and tot Specialty courses	3 Parent and Tot 6 Levels Specialty	4 Parent and Tot 8 Levels Specialty	2 Parent and Tot Ripple – 4 Wave – 5 Surf - 5	2 Parent and Tot 2 Toddler 8 Levels Specialty	3 Parent and Tot 6 Levels
Ratios	1:6 and 1:10 Many facilities operate at lower ratios	1:4 All levels	1:3 – L1-L3 1:4 – L4-L8 1:8 - PT	1:4 – PT 1:4,6 – All others	1:6,3 – PT 1:4 – All others	1:8,3 – PT 1:3,4 – Ripple 1:3-6 – Wave 1:3-6 – Surf	1:6 – PT 1:3 – Toddler 1:4 – All others	1:12 – PT 1:6,8 – All others

### American Red Cross

The American Red Cross swim program is the most recognized and utilized swim program in the United States. Students are encouraged to progress at their own pace to master the skills in one level before moving on to the next. The swim program may be taught by any Authorized Provider or Licensed Training Provider.

### [American Red Cross Swimming Lessons for Kids Webpage](#)

#### Ages

Swim lessons are available for ages 6 months and higher.

#### Levels

There are several swim programs within the American Red Cross, but generally, children's swim lessons are under the following 6 levels:

- Level 1: Introduction to Water Skills: Students will learn how to feel comfortable in the water and safely enjoy it.
- Level 2: Fundamentals of Aquatic Skills: Students learn basic swimming skills.
- Level 3: Stroke Development: Additional guided practice helps students improve their skills.
- Level 4: Stroke Improvement: Students gain confidence during swim lessons, improve their stroke and gain additional aquatic skills.
- Level 5: Stroke Refinement: Guidance allows students to refine their strokes and become more efficient swimmers.
- Level 6: Swimming and Skill Proficiency: Students learn to swim with ease and efficiency and gain the ability to swim smoothly over greater distances. Swimmers also have the option to participate in more advanced courses.

The American Red Cross also offers private lessons, water safety presentations, and additional safety courses.

#### Instructor Ratios

- Parent and Child Aquatics – 1 instructor to 10 students
- Pre-school aquatics – 1 instructor to 6 students

- Learn to Swim levels 1 to 3 – 1 instructor to 6 students
- Learn to Swim levels 4 to 6 – 1 instructor to 10 students

### [Aqua-Tots](#)

Aqua-Tots was founded 29 years ago at a single pool in Tempe, Arizona. The Aqua-Tots Swim Journey is comprised of eight levels of comprehensive swim instruction curriculum that are tried, true and trusted all over the world to teach children four months to twelve years old how to swim. Each of the swimming lesson levels is designed to build upon the next, taking the child on a journey toward becoming a safe and confident swimmer for life.

### [Aqua-Tots Webpage](#)

#### Ages

Swim lessons are available starting at 4 months and higher.

#### Levels

- Level 1 – Tadpoles - This Parent & Tot class is designed as a child's first introduction to swim lessons and gives a caregiver the opportunity to bond with their little one in the pool and help them adapt to the water.
- Level 2 – Minnows - This Parent & Tot class is designed to help caregivers train their toddlers to explore and enjoy water while establishing safe boundaries.
- Level 3 – Leapfrogs - This is the first class for children to begin swimming apart from their caregivers, and it's designed for children to become comfortable and confident in the water.
- Level 4 – Seahorses - In this class, children learn how to use controlled movements and breath control as they coordinate their swim strokes.
- Level 5 – Starfish - In this class, children develop the skills they need to be considered independent swimmers.
- Level 6 – Seals - This class is where children develop the proper techniques needed to swim with ease and efficiency so they can safely enjoy swimming for a lifetime.
- Level 7 – Sharks - The Sharks class is designed to develop efficient swimmers by fine-tuning their swim strokes and focusing on technique.
- Level 8 – Stingrays - The Stingrays class helps children swim all the strokes taught in the Aqua-Tots swim program with proficiency and ease while adding a flip turn or open wall turn.

Aqua-Tots also offers special needs aquatic programs, fast track lessons, swim club and swim team.

#### Instructor Ratios

- Level 1 – Tadpoles - 1 instructor to 4 students
- Level 2 – Minnows - 1 instructor to 4 students
- Level 3 – Leapfrogs - 1 instructor to 4 students
- Level 4 – Seahorses - 1 instructor to 4 students
- Level 5 – Starfish - 1 instructor to 4 students
- Level 6 – Seals - 1 instructor to 4 students
- Level 7 – Sharks - 1 instructor to 4 students
- Level 8 – Stingrays - 1 instructor to 4 students

## AQUA

AQUA has 2 locations in Jacksonville, Florida, and 5 in Michigan. AQUA has programs for both swim lessons and swim teams.

### [AQUA Swim School Webpage](#)

#### Ages

Swim lessons are available for ages 2 months and higher.

#### Levels

A breakdown of levels was not available online. However, the program has 8 swimming levels, from beginner to advanced and Parent and Tot swimming.

AQUA also offers private lessons and a year-round competitive swim team.

#### Instructor Ratios

- Levels 1 to 3 – 1 instructor to 3 students
- Levels 4 to 8 – 1 instructor to 4 students
- Parent and Tot – 1 instructor to 8 students

## *British Swim School*

British Swim School was founded in 1981 by Rita Goldberg. British Swim Schools offer swimming lessons for babies, children, and adults, focusing first on water survival skills needed to survive a water accident before moving on to stroke development and more advanced skills.

### [British Swim Schools Webpage](#)

#### Ages

Swim lessons are available for ages 3 months and higher.

#### Levels

- Tadpole, Water Acclimation: 3 Months to 36 Months with Parent. This water acclimation class for infants and toddlers introduces them to the water for the first time, reducing their fear and the potential of tears.
- Swimboree, Beginner Water Survival: 3 Months to 36 Months with Parent. Building on our Tadpole skills from our infant and toddler swim classes, your little ones begin their water survival skills through a structured program of songs, games, and fun.
- Seahorse, Advanced Water Survival: 18 Months to 36 Months. The swim instructor works one-on-one with each child following the same structure and emphasis on water survival as the Swimboree kids and baby swimming class.
- Starfish, Water Acclimation: 3+ Years. Starfish is a swimming class for kids that's geared towards gentle water exploration and developing the child's awareness of the aquatic environment while introducing the water survival exercises used in later swim lessons.
- Minnow, Beginner Water Survival: 3+ Years. Kids participate in this small group swim class that concentrates on fun, safety, and independence in the water.
- Turtle, Advanced Water Survival: 3+ Years. In this small group kids swimming class, children are introduced to propulsion skills for water survival. Learning beginner strokes on their backs and fronts, they will be prepared for our more advanced stroke levels.
- Turtle 2, Beginner Stroke Skills: 3+ Years. Swimmers focus on the correct arm, leg, and breathing coordination for three strokes: freestyle, backstroke, and breaststroke.

Students also get an introduction to butterfly. Students are constantly moving in this swimming class for kids, swimming in groups of twos and threes.

- Shark 1, Advanced Stroke Skills: 3+ Years. These advanced swimming lessons for kids allow swimmers to perfect their techniques in four strokes: freestyle, backstroke, breaststroke, and butterfly. Children are constantly moving in this class, swimming in groups of twos and threes.
- Shark 2, Pre-Team Swimmers: 3+ Years. In Shark 2 swimming class, students are prepared for future swim team participation with attention on drills, starts and turns, individual medleys, and increasing speed and stamina in the water.
- Barracudas, Coached by experienced instructors, students improve their individual swimming technique. Swimming regularly to further increase distance, stamina and speed, this fun league develops healthy competition and team-building. Available at select locations.
- Dolphin 1, Water Acclimation: Special Ability Students. Swimming lessons are modified from our core program on a case-by-case basis to support children with special abilities. Bottom line: we focus on what they can do instead of what they cannot. The swim instructor will work one-on-one with each student to acclimate the student to the water with sensory play activities while working on an introduction to skills that will be used in the next level(s). While the student is in the water, parents are encouraged to be on the deck and participating if that is what is best for the swimmer.
- Dolphin 2, Water Survival: Special Ability Students. Personalized attention focused on assimilating students with special abilities into our core curriculum with a focus on survival based skills; back floating and safe submersions. Parents may still be involved at this point, but we are looking to build independence from the parent, moving to inclusion on a case-by-case basis. The goal when this level is completed is to have the child enter at our Minnow level.

#### Instructor Ratios

- Tadpole- 1 instructor to 4 students
- Swimboree - 1 instructor to 4 students
- Seahorse - 1 instructor to 4 students
- Starfish - 1 instructor to 4 students
- Minnow - 1 instructor to 4 students
- Turtle - 1 instructor to 4 students
- Turtle 2 - 1 instructor to 6 students
- Shark 1 - 1 instructor to 6 students
- Shark 2 - 1 instructor to 6 students
- Barracudas – ratios not available.
- Dolphin 1 – 1 instructor to 1 student
- Dolphin 2 - 1 instructor to 1 or 2 students

#### *Goldfish Swim School*

Goldfish Swim School has more than 90 locations in 35 states including Ontario. Goldfish Swim School was founded in 2006 in Birmingham, Michigan by Chris and Jenny McCuiston. Goldfish uses a proprietary The Science of SwimPlay® Curriculum focused on teaching swim and safety skills while building character through guided play.

## [Goldfish Swim Schools Webpage](#)

### Ages

Swim lessons are available for children 4 months – 12 years old.

### Levels

- Mini (Baby): 4 – 35 Months. It is never too early to introduce your child to the water! Our baby swimming lessons are a great way for parents to bond with their children while teaching them all about water safety. Not only will our 30-minute swimming classes provide children with life-saving skills, but they will also help improve coordination and balance and build stronger muscles. We offer four different children's swimming class levels to fit your child's age and experience level. (4 levels within Mini)
- Junior (Beginner to Intermediate): 3 – 4 Years. Some parents like to wait until their children are a bit older to introduce them to the water. No experience is required for our Junior Swim swimming classes for children, yet if your child has a head start on learning to swim, we can place them in a more advanced level that will help further improve the skills they already have. (3 levels within Junior)
- Glider (Beginner to Intermediate): 4 – 12 Years. Whether your child has no experience or is capable of swimming solo without assistance, we offer swim lessons that will fit their needs and comfort level. (3 levels within Glider)
- Pro (Intermediate to Advanced): 4 – 12 Years. Like our other classes, our Pro kids swimming lessons are broken down into two levels based on the extent of experience the child has. (2 levels with Pro)
- Swim Force (Swim Team): 5 – 12 Years. Once your child has mastered our pro swim levels, they will have the exciting opportunity to join our Goldfish Swim Force swim team! This is a fun, friendly team environment where students continue to work on their swim skills, while building character and confidence along the way.

Goldfish Swim School also offers family swim times, parties, Jump Start clinics and W.A.T.E.R. Safety Presentations.

### Instructor Ratios

- Mini (Baby) – 1 instructor to 6 students (M1 and M2)
- Mini (Baby) – 1 instructor to 3 students (M3 and M4)
- Junior (Beginner to Intermediate – 1 instructor to 4 students
- Glider (Beginner to Intermediate – 1 instructor to 4 students
- Pro (Intermediate to Advanced – 1 instructor to 4 students
- Swim Force (Swim Team – 1 instructor to 7 students

### Lifetime

Lifetime is a national chain of fitness facilities with 161 locations nationwide. Lifetime offers swim lessons utilizing a proprietary swim lesson curriculum.

## [Lifetime Swim Lessons Webpage](#)

### Ages

Swim lessons are available from 4 months and higher.

### Levels

- Splash: 4 months – 2 years

- Intro to Splash - This class is a fun-filled parent participation course. Perfect for our youngest swimmers. Through songs and games, our ultimate goal is to help your baby learn to love the water and feel comfortable.
- Splash 101 - Parents will learn to help their children adjust to the water and work on basic swimming skills, including: Floating, Kicking, Swimming with assistance
- Ripple: 3 – 5 years
  - Ripple 101 - Designed for beginning swimmers who may have limited experience or comfort in the water. Children who are not comfortable jumping in and reaching to the side independently should start in this class adjusting to the water and exploring basic swim skills including: Floating, Kicking, Swimming with assistance.
  - Ripple 201 - Kids who completed a 101 level class or are comfortable jumping in and reaching to the side independently will thrive in this class. Skills learned: Independent kicking, Alternating arm movements, Back paddling, Floating on front and back without assistance.
  - Ripple 301 - Kids who completed a 201 level class or can paddle short distances independently on both their front and back. Children begin swimming longer distances and will work on the following skills: Swimming on front with log rolls, Backstroke, Breaststroke arms, Dolphin kicks.
  - Ripple 401 - Kids who completed a 301 level class or can swim on their front with a side-to-side roll, do the backstroke, breaststroke arms and dolphin kicks. Skills learned: Freestyle with rotary breathing, Backstroke, Breaststroke, Butterfly arms, Treading water.
- Wave: 6- 8 years
  - Wave 201 - Kids who completed a 101 level class or are comfortable jumping in and reaching to the side independently. Skills learned: Independent kicking, Alternating arm movements, Back paddling, Floating on front and back without assistance.
  - Wave 301 - Kids who completed a 201 level class or can paddle short distances independently on both their front and back. Children begin swimming longer distances and will work on the following skills: Swimming on front with log rolls, Backstroke, Breaststroke arms, Dolphin kicks
  - Wave 401 - Kids who completed a 301 level class or can swim on their front with a side-to-side roll, do the backstroke, breaststroke arms and dolphin kick. Skills learned: Freestyle with rotary breathing, Backstroke, Butterfly arms, Treading water.
  - Wave 501 - Kids who completed a 401 level class or can swim the freestyle with rotary breathing 15-yards, backstroke, and breaststroke. Skills learned: Developing technique and endurance in all 4 competitive strokes, Emphasis placed on the rhythm and proper timing involved in each stroke.
  - Wave 601 - Kids who completed a 501 level class or are able to swim all 4 competitive strokes. Students will prepare for swim team by learning the following skills: Fine-tuning their stroke techniques, Learning rhythmic breathing, Flip turns, Legal finishes.
- Surf: 9 – 13 years
  - Surf 201 - Kids who completed a 101 level class or are comfortable jumping in and reaching to the side independently. Skills learned: Independent kicking,



Alternating arm movements, Back paddling, Floating on front and back without assistance

- Surf 301 - Kids who completed a 201 level class or can paddle short distances independently on both their front and back. Children begin swimming longer distances and will work on the following skills: Swimming on front with log rolls, Backstroke, Breaststroke arms, Dolphin kicks.
- Surf 401 - Kids who completed a 301 level class or can swim on their front with a side-to-side roll, do the backstroke, breaststroke arms and dolphin kicks. Skills learned include: Freestyle with rotary breathing, Backstroke, Breaststroke, Butterfly arms, Treading water.
- Surf 501 - Kids who completed a 401 level class or can swim the freestyle with rotary breathing 15-yards, backstroke, and breaststroke. Skills learned: Developing techniques and endurance in all 4 competitive strokes, Emphasis placed on the rhythm and proper timing involved in each stroke.
- Surf 601 - Kids who completed a 501 level class or are able to swim all 4 competitive strokes. Students will prepare for swim team by learning the following skills: Fine-tuning their stroke techniques, Learning rhythmic breathing, Flip turns, Legal finishes.

Lifetime also offers private lessons, semiprivate lessons, swim clinics, and adult masters swimming.

#### Instructor Ratios

- Splash: 4 months – 2 years
  - Intro to Splash - 1 instructor to 8 students
  - Splash 101 - 1 instructor to 3 students
- Ripple: 3 – 5 years
  - Ripple 101 - 1 instructor to 3 students
  - Ripple 201 - 1 instructor to 3 students
  - Ripple 301 - 1 instructor to 4 students
  - Ripple 401 - 1 instructor to 4 students
- Wave: 6- 8 years
  - Wave 201 - 1 instructor to 3 students
  - Wave 301 - 1 instructor to 4 students
  - Wave 401 - 1 instructor to 4 students
  - Wave 501 - 1 instructor to 5 students
  - Wave 601 - 1 instructor to 6 students
- Surf: 9 – 13 years
  - Surf 201 - 1 instructor to 3 students
  - Surf 301 - 1 instructor to 4 students
  - Surf 401 - 1 instructor to 3 students
  - Surf 501 - 1 instructor to 5 students
  - Surf 601 - 1 instructor to 6 students

#### SafeSplash

Safe Splash is an international swim instruction brand with locations in 28 states, Mexico and Turkey. SafeSplash is a performance-based swim school that teaches all skill levels ranging from the fundamentals of water safety to competitive instruction.

## [SafeSplash Swim Lesson Webpage](#)

### Ages

Swim lessons are available starting at 6 months and higher.

### Levels

- Parenttot 1 - Parent and child work together to develop the foundational skills crucial for learning to swim and promote safety in the water.
- Parenttot 2 - Parent and child work together to develop the beginning swimming skills crucial for learning strokes and promote safety in the water.
- Toddler Transition 1 - Class focuses on fundamental swimming and safety skills while learning how to safely be a part of a group class. Parents may stay poolside for safety purposes to ensure the child is following class rules.
- Toddler Transition 2 - Class focuses on fundamental swimming and safety skills while learning how to safely be a part of a group class. In this class, swimmers must be completely independent of the parent.
- Beginner (B1 – B3) - Our Beginner level classes (Beginner 1 - 3) are for swimmers ages 3+ and are designed for students with no swim experience to those working towards independent swimming. Swimmers start with learning the basic safety skills (blowing bubbles through the mouth and nose, front, and back float, as well as the beginning arm and kicking movements for freestyle) and progress to independent freestyle, develop backstroke technique, and continue to build on water safety skills.
- Intermediate (I1 – I3) - In our Intermediate class levels (Intermediate 1 -3) swimmers develop their freestyle side breathing and backstroke technique (Intermediate 1) and progress to learning breaststroke and ultimately accomplishing the butterfly stroke (Intermediate 3).
- Advanced (A1 – A2) - In our Advanced level classes (Advanced 1 - 2) swimmers focus on improving technique and gaining endurance and develop competition skills such as starts, turns, and streamlining.

SafeSplash also offers private and semi-private lessons, special needs swim lessons, swim camps and clinics, swim team prep, swim parties and family open swim times.

### Instructor Ratios

- Parenttot 1 - 1 instructor to 6 students
- Parenttot 2 - 1 instructor to 6 students
- Toddler Transition 1 - 1 instructor to 3 students
- Toddler Transition 2 - 1 instructor to 3 students
- Beginner (B1 – B3) - 1 instructor to 4 students
- Intermediate (I1 – I3) - 1 instructor to 4 students
- Advanced (A1 – A2) - 1 instructor to 4 students

### YMCA

The Y introduced the country to the concept of group swim lessons more than 100 years ago, (1909), and each year, the Y teaches more than a million children invaluable water safety and swimming skills. YMCA's swim lessons are taught by nationally certified instructors and prepare kids of all ages to stay safe and have fun in the water, building strong swimmers and confident kids. Classes arrange swimmers broadly into age groups and then by skill level as kids progress

through the instruction program. The YMCA's progressive-swim instruction method uses a problem-solving, guided-discovery teaching approach in a positive, caring environment.

### [Detroit YMCA Swim Lesson Webpage](#)

#### Ages

Swim lessons are available starting at 6 months and higher.

#### Levels

- Swim Starters
  - A: Water Discovery, 6 months – 2.5 years – Introduces infants and toddlers to the aquatic environment.
  - B: Water Exploration, 18 months – 3 years – Focuses on exploring body positions, blowing bubbles, and fundamental safety and aquatic skills.
- Swim Basics
  - 1: Water Acclimation – Increases comfort with underwater exploration and introduces basic self-rescue skills performed with assistance.
  - 2: Water Movement – Encourages forward movement in water and basic self-rescue skills performed independently.
  - 3: Water Stamina – Develops intermediate self-rescue skills performed at longer distances than in previous stages.
- Swim Strokes
  - 4: Stroke Introduction – Introduces basic stroke technique in front crawl and back crawl and reinforces water safety through treading water and elementary backstroke.
  - 5: Stroke Development – Introduces breaststroke and butterfly and reinforces water safety through treading water and sidestroke.
  - 6: Stroke Mechanics – Refines stroke technique on all major competitive strokes and encourages swimming as part of a healthy lifestyle.
- Pathways – Specialized Tracks – Students build confidence, cultivate their passion, and stay active through specialized tracks.
  - Competition
  - Leadership
  - Recreation

Swim lessons are grouped into Swim Starters, Pre-School Age and School Age based on the child's age. Pre-School and School age go through the same levels but are grouped according to age.

- Swim Starters – see Swim Starters Levels
- Pre-School Age – Four progressive stages for 3 – 5 years. Water Acclimation, Water Movement, Water Stamina, and Stroke Introduction.
- School Age – Six progressive stages for 6 – 12 years. Water Acclimation, Water Movement, Water Stamina, Stroke Introduction, Stroke Development, and Stroke Mechanics.

The YMCA also offers teen and adult swim lessons and private swim lessons.

#### Instructor Ratios

- Swim Starters – 1 instructor to 12 students

- Pre-School Age – 1 instructor to 6 students
- School Age – 1 instructor to 6 – 8 students

## Challenges and Barriers for Swim Instruction and Water Competence Programming

The current climate in the aquatic industry is one of understaffed facilities and in many cases long wait lists for swim lessons and other aquatic programming. The COVID pandemic hit the aquatic industry much like it did other industries that hire mostly part-time and seasonal employees. Anecdotally, the pandemic created a pent-up demand for swim lessons and recreation programming. With the workforce shortage the industry is feeling, this has led to canceled programs or long wait lists.

### Staffing Challenges

Specifically, in the Southeast Michigan market, many aquatic facilities, Metroparks included, are finding it difficult to fully staff their facilities. This can potentially be attributed to several factors:

1. Lack of Instructors and Instructor Trainers in the area
2. Lack of pool space due to COVID – 19 related issues
3. Regional decline in swim competency

While the Southeast Michigan market has at least 144 swimming facilities ranging from large recreation centers and waterparks to individual swim schools, there appears to be a regional lack of qualified instructors and instructor trainers with the ability to train lifeguards.

### Instructor Training and Training “Hubs”

The American Red Cross indicated that in the Southeast Michigan area, there are less than 15 certified Lifeguard Instructor Trainers and less than 6 Water Safety Instructor Trainers. This means there are very few available Instructor Trainers that are able to train Water Safety instructors - those that teach swim lessons in American Red Cross curriculums and Lifeguard Instructor Trainers - those that teach Lifeguard Instructors how to conduct Lifeguard courses for the community and area facilities.

< 15 Lifeguard Instructor Trainers  
< 6 Water Safety Instructor Trainers

It is apparent that the Southeast Michigan market lacks a training “Hub”, facility, or organization that regularly trains lifeguards, swim instructors, and lifeguard instructors to service the area facilities. In speaking with area operators, they all have to either train staff in-house with the instructors they have, contract out for other trainers or hope that enough qualified lifeguards and swim instructors will answer job postings.

Several of the Southeast Michigan Swim Program goals and objectives were created to assist in improving the ability of local instructors to gain additional certifications and train other instructors or lifeguards in the area thereby increasing the available workforce.

## Public Swimming Survey

As part of the Southeast Michigan Swim Program data gathering phase, Councilman-Hunsaker worked with Left Brain Concepts, Inc., a Denver-area research firm, and the Huron-Clinton Metropark Authority to create and distribute a public survey specifically regarding swimming abilities, competencies, and current swimming background. The survey was distributed to residents within the 5-county area: Livingston, Macomb, Oakland, Washtenaw, and Wayne counties. The survey distribution also included the City of Detroit as a specific target area within Wayne county.

The goals of the survey were to determine the 5-county area residents':

- Background in swimming
- Among adults and children who swim:
  - Their swimming ability
  - How frequently they swim
  - Where they swim
  - The importance of swimming relative to other activities
  - Their interest in improving their swimming ability
  - The benefits they receive from swimming
- Interest among non-swimmers and their children in learning to swim
- Among non-swimmers, the benefits of swimming that might appeal to them
- Swimmers' and non-swimmers' interest in potential swimming programs
- Barriers to increasing swimming activity because of:
  - Limited access to swimming facilities
  - High or unacceptable fees at water venues
  - Insufficient number of instructors at water facilities
  - Limited staffing at water venues
  - Fear of being in the water
  - Fear of being on the water in a boat, canoe, or kayak
  - Feeling unwelcome at water venues
  - Unsafe conditions at water venues
- The things that would increase peoples' swimming activity
- Demographics

## Survey Marketing and Distribution

The survey was conducted electronically from early July through September 2021. The survey was publicized extensively by HCMA throughout the 5-county area. Specifically, HCMA distributed a flyer with a QR code that linked to the survey to Metroparks and other swimming and recreation facilities and at libraries and community centers; a link to the survey was placed on Huron-Clinton Metroparks' webpage; a press release was sent to all media in the 5-county area; the survey was publicized on eight of HCMA's social media posts with a link to the survey; yard signs with QR codes were placed at all Metroparks locations and community partners; stories about the survey were written and published in local newspapers; hard copies of the survey were made available to recreation-related organizations in the 5-county area; the survey was regularly publicized to all Metroparks staff; the survey was announced in the July, August and September Metroparks e-newsletter to its 80,000 subscribers; an article was published in the Detroit News and C&G Newspapers about the initiative and survey.





### Electronic-Only Surveys

It was decided that the survey would be distributed electronically. Councilman-Hunsaker, Left Brain Concepts, and the Metroparks were confident that a significant number of surveys could be returned from each geographic area to obtain a representative sample of the 5-county area. Electronic-only surveys for local government have become very common, especially on surveys that guide recreation planning. While community surveys are still conducted by mailing to every nth (or every) household in a jurisdiction, electronic-only surveys are being used more and more. That is because while there is no more defensible methodology than mailing surveys to a random sample of households in a community, many people who do not have an interest in recreation do not respond to Postal Service surveys. Thus, a strong argument can be made that the respondents to an electronic-only survey publicized by the local government is the same as with a mailed survey.

### Survey Management

The survey was managed by Left Brain Concepts, Inc., a Denver-area market research and marketing consulting firm. Results were compiled, analyzed, and this report was prepared by Left Brain. The survey was written by Left Brain, Councilman-Hunsaker, and senior staff at the Huron-Clinton Metropolitan Authority.

### Survey Results

As is common in survey research, the distribution of population from the six geographies in the survey was adjusted to mirror the actual population distribution, based on the 2020 census. This was done to assure that the results of the survey are representative of people in the 5-county area.

A total of 1,010 surveys were completed. The maximum margin of error for a sample of 1,010

County	2020 Census	Percent
Livingston	193,866	4%
Macomb	881,217	20%
Oakland	1,274,395	28%
Washtenaw	372,258	8%
Wayne – Other	1,154,450	26%
Wayne – Detroit	639,111	14%
Total	4,515,297	100%

is  $\pm 3.1\%$  at the 95% level of confidence. Responses to the survey were analyzed by the following variables:

- Six areas of residence – 5 counties and residents of Detroit
- Households with and without children
- Gender
- Race
- Household income
- Swimming background (1) Afraid of the water and/or concerned about drowning, (2) never swam or swam years ago, (3) people who splash around in the water, (4) swimmers
- People who do not swim in either warm or cold weather months vs. all others

The survey generated a representative sample of residents in the 5-county area, including residents of Detroit. While respondents' area of residence was adjusted to the 2020 census, this is very common in survey research. Also, surveys more specific in nature, such as recreation, always attract people who are interested in the topic, as opposed to surveys that assess the delivery of all government services. HCMA's survey successfully attracted avid swimmers to non-swimmers, including those with a fear of water or drowning.

There was also the concern that the surveying process would not generate a sufficient sample size to be representative of residents of the 5-county area. And worse, that the process would not generate large enough sub-samples for Left Brain to determine if there are differences in views of swimming in demographic groups. However, the Metroparks' efforts to publicize the survey generated a sufficient total sample and sub-samples of people in all five counties, Detroit, people of color, low-income households, people with and without children, and again, a range of experience, ability, and interest in swimming.

## Key Takeaways

### *Swimming background / Swimming ability*

The top three responses were that people swam competitively in high school, college, or beyond (38%), that people are casual, recreational swimmers (33%), and that respondents are more serious but still recreational swimmers (27%). There were many responses from casual swimmers; 17% said they splash around in the water, 11% engage in water exercise programs, and 8% said they exercise in the water for physical therapy. The survey also attracted responses from people who swam years ago but are not currently swimming (8%), area residents who are concerned about the possibility of drowning (8%), those who have never swum (3%), people who are scared to death of the water (1%), and people who once were concerned about the possibility of drowning but are no longer concerned (1%).

As was expected at the beginning of this initiative, residents of Detroit, people of color – especially people who are Black, are less proficient swimmers than people in other demographics.

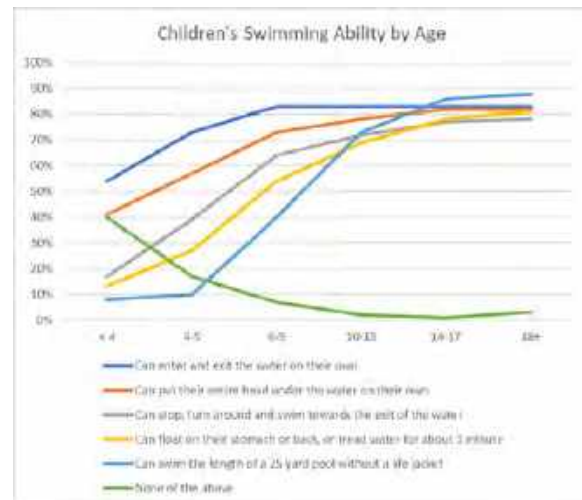
### More Detroit residents and people of Color

- Are concerned about drowning
- Splash in a pool or body of water where they can stand with their heads above the water

### Children living in the household

About half (56%) of the respondents have children living with them. The remaining 44% do not.

Children's swimming ability by age: As expected, swimming proficiency increases as children get older. Proficiency particularly increases from ages 4-5 to 6-9. Another significant increase occurs from 6-9 to 10-13. However, there is considerably less improvement from ages 10-13 to 14-17 and from 14-17 to those 18 and older.



### Frequency of swimming

Not surprisingly, people swim more in warm weather months than during cold weather months. For example, for those who swim 1-3 times a month, 32% swim in warm weather months but only 15% swim in cold weather months. But the differences were not as stark among people who swim one to three times a week (35% warm weather vs. 27% cold weather) and those who swim 4-7 times a week (22% warm weather vs. 15% cold weather). The percentage of people who do not swim at all is much higher in cold weather months (43%) than warm weather months (11%).

Detroit residents, people of color – especially people who are Black, and people in lower-income households swim less than people in other demographics.

### Places people swim

The most frequented are lakes and ponds (70%), pools at recreation centers and health clubs (67%) and pools at hotels and condos when people travel (55%). Less used are pools at private residences (31%), pools at high schools or colleges (28%) and rivers (13%).

### Reaction to places to change clothes

Only 36% are satisfied with places to change clothes, places to shower (31%), and places to secure valuables (30%). Amenities people would like to see added are lockers (47%), places to change clothes (41%), and showers (39%). About a third (38%) reported they go to swimming venues in their swimming attire.

Demos very interested in swim instruction

- Detroit residents
- People of Color
- Women (interested in having children learn to swim)

### Importance of swimming to household members

Only 36% are satisfied with places to change clothes, places to shower (31%), and places to secure valuables (30%). Amenities people would like to see added are lockers (47%), places to change clothes (41%), and showers (39%). About a third (38%) reported they go to swimming venues in their swimming attire.

### Reaction to places to change clothes

### Importance of swimming to household members

Swimming is the most important recreational activity for 29% of families, tied for the most important for 33%, and an occasional activity for 27% of the

households. Swimming is less important to people of color, especially people who are Black, than people in other demographics.

### *Interest in learning to swim / Improving swimming ability*

About two-thirds (69%) of the adults reported that they are very or somewhat interested in learning to swim or improving their swimming abilities. The percentage of combined very and somewhat interested increases to 77% for interest in having their children learn to swim or improve their swimming ability.

Detroit residents, people of color, especially people who are Black, are more interested in their learning to swim than people in other demographics.

### *What people enjoy about swimming / What might interest non-swimmers*

The things that people enjoy about swimming that reach 60% or higher mention that swimming is good for cardiovascular fitness (70%) and total body training (66%). Also mentioned is that swimming is a relaxing and peaceful form of exercise (66%), good for stress relief (64%), provides a pleasant way to cool down on a hot day (61%), and has less joint impact and stress (60%). Only 35% noted that water is easily accessible to them at pools, beaches, lakes, and rivers.

People who are afraid of the water or have a fear of drowning were more likely than avid swimmers to state that swimming provides a pleasant way to cool down on a hot day and that swimming is a pleasant way to spend time with family and friends.

### *Interest in swimming programs in the 5-county area*

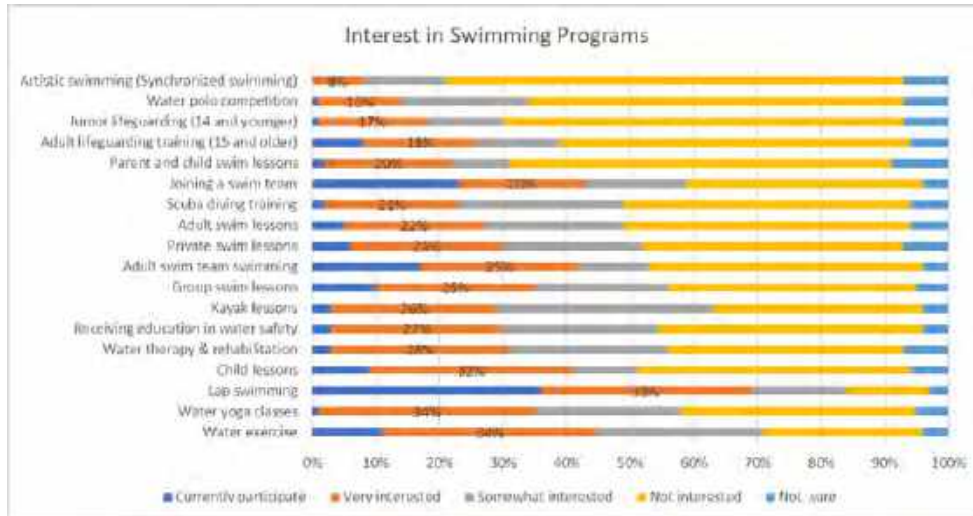
People were given a list of 18 existing or potential programs and asked to rate their level of interest. The programs that received ratings of very interested of 25% or more were water exercise (34%), water yoga classes (33%), lap swimming (33%), child lessons (32%), water therapy & rehabilitation (28%), receiving education in water safety (27%), kayak lessons (26%), and adult swim team swimming (25%).

The demographic groups that are more interested in many of the existing or potential programs are residents of Detroit, people of color – especially people who are Black, people in lower-income households, those who are afraid of the water or have a fear of drowning, and those who do not swim or rarely swim.

People who are afraid of the water say...

- Swimming provides a pleasant way to cool down
- Pleasant way to spend time with family and friends





### *Reaction to swimming opportunities in the area*

The top three responses were that hours at swimming venues do not work into people’s schedules (34%), water venues are too far from their homes for them to participate (28%), and fees at water venues are higher than people want to pay (27%). These sub-questions were deliberately posed with a negative slant. Thus, it should be interpreted that hours at swimming venues do work into people’s schedules (66%), water venues are not too far from people’s homes for them to participate (72%), and fees at water venues are not higher than people want to pay (73%).

### *Feeling welcome / Safety / Comfort at swimming venues*

People were given seven questions and asked to respond on a scale of strongly agree, somewhat agree, somewhat disagree, and strongly disagree. When combining somewhat disagree and strongly disagree responses, negative ratings ranged from 8% to 15% for five of the seven issues queried. Respondents disagreed the most that swimmers are respectful of others at swim venues (23%) and that people swim safely for themselves (24%).

### *Increasing participation in swimming*

People were asked on an open-ended basis the things that would increase their participation in swimming. Twenty-six things were mentioned by at least 1% of respondents. The top six were closer water venues (20%), offering adult swim lessons (13%), more lap swim times (11%), more indoor swimming pools or the ability to use pools at high schools (10%), expanding hours at swimming facilities (9%), and lower fees (9%).

The full survey report and results can be found in [Appendix A](#).

#### Feel welcome at urban venues

- Detroit residents

#### Feel welcome at suburban venues

- Residents outside Detroit
- Men
- Whites

#### Feel welcome at rural venues

- Residents outside Detroit
- Men
- Whites

#### Feel comfortable swimming with strangers

- Whites

#### Water venues are too far

- Residents of Detroit
- Women

#### Fees are too high

- People of Color
- Incomes under \$50,000

#### Not enough instructors

- Detroit residents
- Women
- People of color
- Incomes under \$50,000
- Afraid of water

#### Not swimmers, but enjoy water exercise

- Detroit residents
- Women
- People of Color
- Incomes under \$50,000
- Afraid of water
- Do not swim in cold weather months



# Huron Clinton Metroparks Aquatic Facility Review

In June of 2021 Counsilman-Hunsaker provided a review of three Metropark Aquatic facilities, Lake St. Clair Metropark Pool, Lake Erie Metropark Great Wave Pool, and Willow Metropark Pool. The purpose of the review was to assess each facility for its functionality within the four main aquatic user groups and provide recommendations to address functional obsolescence and provide improvements based on the [Programming Action Plan](#).

## Aquatic Trends

When developing tomorrow’s vision for aquatic programming, it is important to understand traditional uses and trends in aquatic programs. Trends evolve in the aquatic industry as swimming expectations evolve. While national surveys continually rank swimming as a favorite recreational sport, today’s aquatic centers incorporate recreation swimming and wellness pools to augment revenue of competitive swimming, thereby creating multi-generational facilities through shared expenses.

Contemporary aquatic centers are fully ADA accessible, allowing everyone to benefit from aquatic activities. Compliance with the 2010 Standards for Accessible Design states that all pools larger than 300 linear feet of pool wall perimeter need at least two accessible means of entry, one of which needs to be either a pool lift or a sloped entry. The secondary means of entry can be either a lift or sloped entry, or pool access stairs, transfer system, or transfer wall. Pools with less than 300 linear feet of pool wall perimeter need one accessible means of entry, either a pool lift or sloped entry. Spas need one entry, which can be either a pool lift, transfer system or a transfer wall. As more athletes cross-train with water fitness components and more doctors recommend water rehabilitation for injured, overweight, diabetic, and aging patients, multi-generational aquatic centers are inclusive of the entire community.

## Aquatic User Groups

The following describes national trends for four aquatic user groups: Recreation, Competition, Instruction and Wellness and Therapy. The descriptions make evident the very different requirements for each of these aquatic user groups when planning and designing an aquatic facility.



## Recreation

Successful aquatic centers combine creative water play areas for various age groups in a safe, friendly atmosphere. While aquatic recreation has become much more age-defined, attractions have age limitations and appropriateness due to elements of thrill and capabilities. Tots enjoy shallow pools with gentle water features and play areas tucked securely out of the way of the more active areas. Once children grow out of the tot stage, they enjoy romping in zero-depth recreation pools, making their adventurous way across lily pad walks, and climbing on participatory play features with “just-their-size” waterslides. Older children speed down flume and drop slides and enjoy larger water play structures. Teens enjoy gathering spots like action islands with access to deep water pools and more adventurous waterslides. Lazy rivers and current channels cater to most demographics, while spas and lap lanes are geared towards adults.



Recreational Aquatic National Trends by Age Group	
Age Group	Recreational Aquatic Age-Group National Trends
Age 0-3	Tot pool, tot slides, gentle spray features
Age 4-7	Water sprayground, zero-depth pool, participatory play features, sand play
Age 8-11	Water walks, large play structures, full-size waterslides, open water
Age 12-16	Water walks, large waterslides, open water, lazy river, gathering places, sand volleyball, mat racer, diving boards
Age 17-22	Action island, intense waterslides, flow rider, mat racer, climbing wall, open water, sand volleyball, drop slides, diving boards
Age 23-45	Zero-depth pool (to be w/children), open water, spa, sun deck, lap lanes, lazy river, waterslides, diving boards
Age 46+	Spa, sun deck, lap lanes, lazy river, family-friendly waterslides

Source: Councilman-Hunsaker

## Recreation Pool Features



### Leisure Pool

The free-form leisure pool provides an inviting atmosphere with plenty of shallow water from zero-depth to four feet, allowing adults and children to interact for hours of splash and play entertainment. With opportunity for many different sizes and designs, the leisure pool is a desirable amenity for all age and skill levels where various attractions may be incorporated to increase the experience factor, which increases attendance, the amount of time spent at the facility, and return visits.



#### Participatory Play Feature

Located within the leisure pool, play features are multi-level, interactive structures where children can scamper through spraying water, climb across bridges, scurry over and under tunnels, and slide down just-their-size waterslides. As children manipulate valves and chains, they control where and when the water sprays will occur—all within sight of parents and lifeguards.



#### Current Channel

A current channel is part of the leisure pool, usually 6-8 feet wide, with water traveling approximately two and a half miles per hour. The channel is very popular as a water walking setting for fitness classes or adults seeking non-programmed exercise, walking with or against the current.



#### Water Vortex

An interesting area within a leisure pool is a vortex where water jets propel water in a circular motion. Children of all ages enjoy swimming in the swirling water where the imagination determines the adventure. Depending on the size of the vortex, when the pump for the vortex is turned off, this area can provide an instruction space for lesson programming for youngsters, classes, and activities.



#### Waterslides

The thrill of mounting the stairs to the exhilaration of sliding down into the water makes waterslides a desired attraction. While some slides are straight with a steep or gentle gradient, others wind down with sharp enclosed curves or high walls on the outside of the curves. Slides can be a long tube or alternate between an open chute and a closed tube. Experiences can range from family-friendly to surprisingly intense.



#### Drop Slide

A drop slide offers the thrill of walking up the steps of the waterslide, hearing the excitement and splash of water sliders ahead, then sliding down to the water with the bonus of dropping into the pool upon exit in a short freefall.



### Lap Lanes

Fitness lap swimming and water walking are important to many adults and seniors. Opportunities for limited practice and training exist in a two, three, or four lane 25-yard lap pool adjacent to the leisure pool. Additionally, programming can be incorporated for lessons and activities.



### Climbing Wall

A kids' climbing wall offers the experience, physical activity, and challenge of climbing with the water underneath to cushion the fall.





### Additional Support Amenities

Community pools have bathhouses that provide lockers/showers/changing/restrooms for their guests. Snack/concession areas provide food for hungry appetites, thus offering a day-long experience. Birthday party rooms can increase revenue by offering swim parties with games and food.

### Competition


A competition pool must be 25 yards or 25 meters for short-course events and 50 meters for long-course events. USA Swimming and FINA sanction short-course 25-meter as well as long-course 50-meter competitions. Depending on the level of competition, a minimum of six lanes is required, but eight lanes are expected to better allow for larger heats. While almost all 50-meter pools have ten lanes, 1 and 10 serve as buffer lanes. National caliber water polo matches take place in 30-meter fields of play minimum with at least a 2-meter zone behind each goal line. High schools, USA Swimming, the YMCA, and NCAA conduct short-course 25-yard competitions. For high school and NCAA events, a pool must have a minimum of six lanes, each at least seven feet wide. Several current standards require six feet or more of water depth beneath





starting blocks. While some shallow water is acceptable, water depths of two meters or more “is required” as per applicable rules.

High school and college water polo often use 25-yard and 25-meter pools, but all high-level meets for USA Water Polo and international events are held in 50-meter pools. Water depth of two meters or more “is required” as per applicable rules. Synchronized swimming requires a deep, 12-by-25-meter pool area. A minimum water depth of 2.5 meters “is required” as per applicable rules. National and international events are generally conducted in 50-meter pools.



Today, nine governing bodies sanction meets and matches in their respective sports, including:

1. [USA Swimming](#)
2. [National Federation of State High School Associations \(NFSHSA\)](#)
3. [National Collegiate Athletic Association \(NCAA\)](#)
4. [Federation International de Natation Amateur \(FINA\)](#)
5. [USA Water Polo](#)
6. [USA Diving](#)
7. [USA Synchronized Swimming](#)
8. [USA Masters Swimming](#)
9. [YMCA](#)

## Diving



Many pool operators have decided to remove diving boards for fear of injury to patrons. However, with proper water depth and supervision, springboard diving is one of the safest sports in existence. No catastrophic diving injuries, recreational or competitive, have occurred in pools sanctioned by any of the main governing bodies in competitive diving. Diving is an integral aspect of many aquatics programs, being found in swimming lessons, recreational swimming, competitive swimming, and of course, competitive diving. Diving is a very important skill to learn as a headfirst entry into the water always poses a safety risk, especially in shallow water. However, racing starts and recreational diving can be safely performed, provided that basic precautions are taken.

## Springboard Diving

- Water depth must be adequate under, in front of, and to the sides of the board. The Y-USA guideline is to provide at least 11 feet of water depth for a one-meter board.
- A trained coach should be present for practice and competition, in addition to the lifeguards.
- When the diving facilities are in use, a lifeguard should be specifically stationed in that area to manage the activity and to enforce the following rules:

- Only one diver is allowed on the board at a time.
- Only one bounce is allowed at the end of the board.
- Dive or jump directly ahead.
- Exit immediately at the nearest ladder after each entry.
- The hands must enter the water first on all headfirst dives.

### Racing Dives/Starting Blocks

- Most authorities, Y-USA included, now require five feet of water depth for starting block usage.
- Non-springboard diving instruction should be performed in no less than nine feet of water, whether teaching competitive dives to new swimmers or teaching new diving techniques to experienced swimmers.
- Starting blocks should be used only with the direct supervision of a trained coach.
- Starting blocks should be clearly marked as closed when not in use. A cone or cover is suggested on each block to keep untrained or unsupervised users off the block.

### Open Swim General Rules

- Diving from the pool deck should not be permitted in less than nine feet of water.
- "No Diving" signs as well as depth markers should be placed conspicuously at the water's edge and at other locations in the facility. Lifeguards must strictly enforce this rule.
- Inform new users and outside groups of the diving rules before they enter the water.

### High School Users

High school varsity swimming is typically well supported in most communities across the U.S.; however, many schools lack the ideal facility for training and competition. In addition, because quality pool time is usually scarce in most areas, renting pool time from other area facilities can be daunting due to various needs and agendas, thus, pool availability can diminish as facilities experience capacity.



High school competitive swimming requirements include:

- Course length of 25 yards with a minimum width of 45 feet for six 7-foot-wide lanes or 60 feet for eight 7-foot-wide lanes
- 125 spectator seats
- Pace clocks, stretch cords, mats (for sit-ups, etc.), free weights, medicine balls, weight training equipment, kickboards, fins, paddles, pull buoys, and goggles

### USA Swimming

USA Swimming formulates rules, implements policies and procedures, sanctions national championships, disseminates safety and sports medicine information, and selects athletes to represent the United States in international competitions. USA Swimming has 337,084 year-round members nationwide and sanctions more than 7,000 events each year. USA Swimming has organized regional and national competitions for age group competitive swimming in the United States. The base for popularity is primarily a young age group that begins around age eight and peaks at age 11, as shown in the chart below.



2015 Year-round Athlete Membership										
Age	New Female	Renew Female	Total Female	% of Total Ath	New Male	Renew Male	Total Male	% of Total Ath	Grand Total	% of Total Ath
8 & Under	11,663	5,760	17,423	5.2%	9,050	4,281	13,331	4.0%	30,754	9.2%
9	7,687	8,052	15,739	4.7%	5,728	5,868	11,596	3.4%	27,335	8.1%
10	7,848	12,336	20,184	6.0%	5,764	8,868	14,632	4.3%	34,816	10.3%
11	4,365	16,147	23,512	7.0%	5,352	11,297	16,649	4.9%	40,161	11.9%
12	5,937	17,857	23,794	7.1%	4,563	12,506	17,069	5.1%	40,863	12.2%
13	4,219	17,778	21,997	6.5%	3,375	11,907	15,282	4.5%	37,279	11.0%
14	2,903	16,274	19,177	5.7%	2,585	11,810	14,395	4.3%	33,572	10.0%
15	1,779	13,535	15,314	4.5%	1,826	10,356	12,182	3.6%	27,496	8.1%
16	1,165	10,761	11,926	3.5%	1,251	8,564	9,815	2.9%	21,741	6.4%
17	709	8,646	9,355	2.8%	924	7,611	8,535	2.5%	17,890	5.3%
18	327	6,174	6,501	1.9%	544	6,218	6,762	2.0%	13,263	3.9%
19 & Over	362	5,029	5,391	1.6%	460	6,063	6,523	1.9%	11,914	3.5%
<b>TOTAL</b>	<b>51,964</b>	<b>138,349</b>	<b>190,313</b>	<b>56.5%</b>	<b>41,422</b>	<b>105,349</b>	<b>146,711</b>	<b>43.4%</b>	<b>337,084</b>	

Source: Counsilman-Hunsaker

## Zones

USA Swimming has four zones subdivided into fourteen regions. The four zones are Eastern, Southern, Central, and Western.

There shall be at least two (2) Spring and one (1) Summer Sectional meets in each Zone.

### A. Summer Sectional

1. The Summer Sectional shall be a Long Course meet.
2. The Summer Sectional meet shall be no more than four (4) days long and shall conclude between eight (8) and twenty-two (22) days prior to the U.S. Open or Junior Nationals, whichever comes first.
3. The Summer Sectional meet shall have at least one 18-and-under final heat per individual event.

### B. Spring Sectional

1. The Spring Sectional meet should be no more than 3 ½ days long. The dates may vary according to the needs of each Zone.
2. The Spring Sectional meet shall have at least one 18-and-under final heat per individual event.

There shall be not more than sixteen (16) Spring and sixteen (16) Summer meets. Sectional Championship dates and sites shall be selected by the Sections and approved by the respective Zone Directors.



## Competitive Events Overview

### USA Swimming Competitive Events / Requirements

The following chart details the types of competitive swimming events with an approximate number of swimmers, pool requirements for competition and warm-up space, as well as the spectator seating requirements.

Event Title	Number of Swimmers	Pool Requirement	Warm-up Pool Requirement	Spectator Requirements	Number of Days	Time of Year
US Olympic Trials	1,200	One eight-lane, 50-meter pool; minimum depth of two meters and 9-foot wide lanes	Eight-lane, 50-meter pool; minimum depth of two meters and 9-foot wide lanes	14,000	Eight days	Held in Olympic years
US Open	1,000	Two eight-lane, 25-yard competition pools; minimum depth of two meters and 9-foot wide lanes	Eight-lane, 25-yard pool	1,500	Four days	Begins the Wednesday after Thanksgiving
Speedo Winter Junior Championships (East/West)	1,000	Two eight-lane, 25-yard competition pools; minimum depth of two meters and 9-foot wide lanes	Eight-lane, 25-yard pool	1,500	Two separate four-day events	Begins second Wednesday after Thanksgiving
Phillips 66 National Championships	1,000	One eight-lane, 50-meter pool; minimum depth of two meters and 9-foot wide lanes	Eight-lane, 25-yard pool	1,500	Five days	Early August
Speedo Junior National Championships	1,000	One eight-lane, 50-meter pool; minimum depth of two meters and 9-foot wide lanes	Eight-lane, 25-yard pool	1,500	Five days	Early August
USA Swimming Futures Championships	1,000	One eight-lane, 50-meter pool; minimum depth of two meters and 9-foot wide lanes	Eight-lane, 25-yard pool	1,500	Four separate four-day events	Early August
Open Water National Championships	5K – 100 to 150 10K – 75 to 100	Open water area appropriate for the contested distance	None	None	Three days	Summer
TYR Pro Swim Series	700	One eight-lane, 50-meter pool; minimum depth of two meters and 9-foot wide lanes	Eight-lane, 25-yard pool	1,500	Series of four-day events held throughout country	
Speedo Sectionals	800	One eight-lane competition pool; 25-yards, 25-meters or 50-meters acceptable	Required	1,000	Series of three- or four-day events held throughout country	
USA Swimming Zone Championships	800	One eight-lane competition pool; 25-yards, 25-meters or 50-meters acceptable	Required	1,000	Series of three- or four-day events held in each of four zones in the country	

## United States Masters Swimming

United States Masters Swimming (USMS) programs are open to all adult swimmers (fitness, triathlete, competitive, non-competitive) dedicated to improving their fitness through swimming. Founded in 1970, the non-profit corporation is organized with 450 clubs throughout the United States. Membership consists of almost 65,000 swimmers ranging in age from 18 to over 100. Within the clubs, structured workouts offer training assistance for specific goals for a healthy lifestyle through camaraderie. Pool and open water races provide opportunities to compete and measure individual progress at the local, state, national, and international levels. USMS programs also offer stroke and technique clinics, workshops, instruction, and social functions. Competitions are organized by age groups of five-year increments (18-24, 25-29, 30-34, 35-39, etc., to 95 and over). Events include 50, 100, 200, 500, 1000, and 1650 freestyle (400, 800, and 1500 in meters); 50, 100, and 200 backstroke, breaststroke, and butterfly; and 100, 200, and 400 individual medleys. There are also freestyle and medley relays for men, women, and mixed teams. Open water swims are held in most locales during the summer and can range in distance from one to ten miles. Special events such as seeing how far you can swim in one hour are contested through the mail. USMS hosts two national championship meets a year. A short course (25-yard pool) championship is held in May and a long course (50-meter pool) championship is held in August. These four-day events rotate to different locations around the country. International championships are conducted periodically by Masters Swim organizations in countries throughout the world.<sup>7</sup>

## Community Swim and Dive Teams

Numerous communities sponsor competitive swimming and diving teams for children and teens. The purpose is to offer an opportunity to enjoy the healthy fun of swimming; to support individual achievement of personal bests; and to promote goal setting, life skills, and sportsmanship. Teams typically adhere to recognized swimming rules and swim the standard strokes of swim meets but in shorter lengths. Swimmers with limited or no competitive experience are provided stroke conditioning clinics as a recommended alternative. Teams are usually more active in the warmer months, and not directly associated with a national swim organization. Many swimmers who begin their competitive swimming experience on a local swim team proceed to join nationally governed teams.

## Pool Rental

Competitive swimmers, particularly members of independent swimming associations, are accustomed to renting lane space for training as well as leasing entire facilities, either for long-term use or on a one- to three-day basis for special events and competitions. Although there is more than one accepted way to receive fees from swim teams, pool lane rental is usually based on cost per lane/per hour. Entire facilities leased on a per-day basis generally have a fixed schedule of costs for such use. Long-term facility leases are generally the product of negotiation and, accordingly, are too varied and specialized for consideration in the context of this study.

## Instruction

### Swim Lessons

According to the Centers for Disease Control, more than one in five people who die from drowning are children age 14 and younger. For every child who dies from drowning, another four receive emergency care for nonfatal submersion injuries, which can cause brain damage that may result in long-term disabilities, including memory problems, learning disabilities, and permanent loss of basic functioning.<sup>1</sup>



Drowning Prevention is essential for children and adults, whether living in areas with natural bodies of water or simply being invited to pool parties. With more than one available pool in an aquatic center, lessons can be maximized so that a large number of residents can be taught to swim. Ideally, water depth for instruction should accommodate young participants to stand comfortably in the water. Recreation pools easily provide this preference. Deeper competition pools offer moveable floors or other means of altering water depth for instructional purposes.

A well-run water lesson program is essential in introducing young swimmers to safe aquatic skills that can be used throughout their lives. By offering the community a comfortable, controlled aquatic environment, swimming and diving lessons can become an enjoyable learning experience. There are many different types of water safety lessons that can teach children not only how to swim and dive but how to survive in adverse water conditions. Water safety is an integral part of any community, from small watercraft instruction to learning to swim. Many will go on to formal competitive aquatic programs in school or age-group swimming programs. Some will excel to become state champions. Benefits such as scholarship offers may occur when a swimmer or diver selects a college, which could lead to national-level competition.

## Entrapments

Aware of 74 cases of body entrapments, including 13 confirmed deaths between January 1990 and August 2004, the U.S. Consumer Product Safety Commission reported the deaths were the result of drowning after the body or limb was held against the drain by the suction of the circulation pump. The incidents occurred in both residential and public settings. Subsequently, a new federal pool and spa safety law was signed by former President George W. Bush on December 19, 2007. The Virginia Graeme Baker Pool and Spa Safety Act requires all public pools and spas to have safety drain covers, and in certain circumstances, an anti-entrapment system. The goal of the law is to improve the safety of all pools and spas by increasing the use of layers of protection and promoting uninterrupted supervision to prevent child entrapments and drownings.



When teaching outside standard lessons, some classes mimic the natural environment through instructor creativity (i.e., creating wave action with hands and arms to mimic river tides), while others simply require small children to memorize what they would do in a situation where drowning is likely, and then enact memorized skills with an instructor present.

## Lifeguarding and CPR

Water rescue skills and CPR are typically taught to all lifeguards. However, water rescue and CPR skill education are integral to the community because families are the true lifeguards of one another, whether at the beach or a backyard pool. Often, such courses are sponsored by the Red Cross, Ellis and Associates, and other providers of safety training.



## School District Lesson Users

School districts are often valuable contributors to help efficiently program aquatic facilities. Potential programming might embrace swim lessons for elementary students, lifeguarding classes, physical education classes, therapy for high school athletes, and other joint partnership agreements to aid in directing area children to learn to swim. Aquatic sports (diving, water polo, synchronized swimming, underwater hockey, etc.) can contribute to the overall use of the facility as well as fitness use by faculty, special education therapy, and recreation. In addition, an aquatic facility may provide aquatic opportunities to pre-school children cared for by private daycare providers.

## Wellness and Therapy

### Aquatic Fitness

The more often the pool can be utilized for group activities for participants and spectators, the more likely the aquatic facility will be “alive” day in and day out. The types of activities that tend to draw a crowd are participatory, measurable, exciting, and often challenging – but not always so challenging that only the elite can participate. Activities can be tailored to different ages, sizes, and/or skill levels.



The industry has responded to the continued popularity of aquatic fitness by creating a wide range of activities with related devices and equipment for a greater diversity of water-based



aqua exercise options. Aerobic dancing, walking, and running in shallow and deep-water environments, including current channels for walking against the current, are just a few of the choices available to people wishing to add less stressful elements of a cross-training regimen or even to use aqua aerobics for their entire fitness program. Additionally, businesses might sponsor or subsidize aquatic fitness as part of their employee wellness training discipline.

Aquatic fitness also remains one of the most popular forms of exercise among senior adults. Data taken from the National Center for Health Statistics shows lifetime expectancy is up 30 years since 1900.<sup>4</sup> The older adult market spans four generations from the Progressive Era 1900-1928, Depression Era 1929-1939, WWII Era 1940-1945, and Baby Boomers 1946-1964. The older adult market can be a large, affluent market willing to participate in water fitness, wellness programming, and other recreation opportunities. This diverse age group from 55 to 90+ includes sub-groups of which some are still working, some have children in college, and some are focusing on retirement, grandkids, and wellness. Consequently, seniors can be willing, enthusiastic participants if certain requirements are met. They typically feel uncomfortable in an environment with teens and generally respond better to strictly defined programming of well-structured activities such as water aerobics, arthritis water exercise, water walking, physical therapy, adult swim lessons, 'Save a Life' workshops, lap swimming, and Masters swimming.

### Aquatic Exercise Trends

#### AquaBata Shallow

Take advantage of the latest trend in fitness to deliver the next level of training to your aquatic programs. High Intensity Interval Training (HIIT), including the specialized Tabata format, transitions into the water with high-powered results. Minimal choreography, maximal results – AquaBata training is the hottest workout in the pool that attracts a younger market, including men! AquaBata...for an Aqua Body!

#### Aquatic Cardio Programs

Discover the key concepts necessary to create safe, effective, and enjoyable shallow water aerobic programs. Creative sequencing, smooth transitions, and movement variations will help leaders to develop a unique style of choreography or movement progression. All aquatic professionals can benefit from this hands-on application of the physical properties of water in various cardio class formats.

### Aquatic Circuit Applications 2

Circuit training can open your pool to a wide array of training options that are time efficient and fun. Part 2 of this popular workshop offers all new ideas for creative circuit training in shallow water, along with suggestions for deep-water formats. Explore instructor-guided and self-guided methods to provide optimum results for your pool, your participants, and your teaching personality. Innovative ideas fuse cardio and resistance training to help participants achieve fitness goals.

#### Aquatic Interval Applications

Create dynamic interval formats for the pool that can be adjusted for various ages and abilities through Work: Recovery ratios, movement tempos, exercise choices, and impact options. This interactive workshop will assist you in developing motivating aquatic interval programs to enhance training results for participants and allow you to lead the workout safely & effectively from the pool deck.



### Aquatic Kick Boxing

Explore innovative, safe, and effective aquatic Kick Boxing! This program is great for group fitness instructors, small group fitness leaders, trainers, and coaches! This interactive non-stop format includes movement modifications and adaptations for the pool. Learn basics and beyond to successfully build techniques into programs for all ages and fitness levels. Explore the benefits of three modalities: stand-alone training, combination programming, and multi-sport fitness workout options.

### Boot Camp Deep

Take your boot camp to the deep and experience suspended training with a high-intensity, non-choreographed workout. Learn how to employ a variety of body positions (vertical, horizontal, and diagonal), as well as specific training drills that utilize the pool wall. Command attention in your deep-water classes with challenging formats geared for advanced training. Lower intensity modifications will be discussed.

### Boot Camp Shallow

Ten-hut! Push participants past training plateaus with a platoon of shallow water training designed to target fitness components of agility, balance, coordination, and speed in addition to cardio capacity. This no-nonsense workout formula delivers high-intensity training options, with and without equipment to maximize results. Training tactics may not be suitable for beginning exercisers, persons with special needs, or those unwilling to get their hair wet.

### Core Training + Stretch Techniques

Dive into a pool of core training techniques that include standing, traveling, and buoyant options to develop dynamic strength for improved function. Learn options with, and without, equipment to meet a variety of goals and successfully target all skill levels. Flow into a sampler of stretching techniques – static, dynamic, and equipment-assisted options. From relaxing mind-body options for warm waters to fluid movements for cool pools, learn how to remain flexible in all environments!

### Deeper Applications 2

Dive deeper into aquatic programming applications by taking advantage of current trends in fitness. Deeper Applications 2 offers updated information and creative new fitness formats to promote continued progression in your deep-water classes and personal training sessions. Experience suspended high-intensity interval training (HIIT) concepts, including the Tabata protocol, which effectively targets the cardio system while challenging the core.

### H2O Body Sculpting & Resistance Training

Add resistance, through the use of equipment and body positions, to create a shallow-water fitness program that targets muscular strength & endurance, range of motion, and balance skills. Learn how to effectively integrate both impacting and grounded techniques to accommodate various fitness levels, as well as different pool considerations, such as water depth and temperature! This high-powered workout explores another level of training with controlled resistance.

### Next Level Noodle

Take your aquatic class to the next level with creative cardio, targeted toning, and core concepts...all with the pool noodle. Explore all impact levels (grounded, propulsion & levels I, II, III) and modifications for all ability levels in this fun- focused, total body conditioning class.

### PiYoChi Cardio Intervals

A motivating interval format integrates Pilates & Yoga techniques with cardio training to create mind-body programming suitable for cooler water temperatures (83-86 F). Pilates' concepts target the "powerhouse" muscles of the core; Yoga focuses on alignment, awareness, and breath control; cardio components burn calories and keep the participant warm. Expand group exercise and personal training options with this functional fusion of training principles for the pool!

### Rated M for Mature

This Aquatic Aerobic & Resistance Program (AARP) is fun, targets function, and provides fundamental exercises for the mature market. Baby Boomers and beyond want a training program that meets their needs and interests, while accommodating special concerns, such as fear of falling. Develop purposeful movement to achieve balance, coordination, mental awareness, posture, and range of motion needed for active lifestyles, as well as independent living.

### Successful Senior Strategies

Aquatic programming that targets the senior population spells success! From marketing and promotion to music and motivation, every concept of program design, development and implementation must be considered. Explore this creative collection of pool programs that are perfect for the older adult market: Circuits with Class; Interval Integration; Water Walk 101; Strong, Stretched & Senior. Take home four complete programs and ideas for getting started...successfully!

### Upper Body, Core & More

Heat up your shallow water classes with an array of upper body and core training applications. Learn how to apply fun, force and function to basic arm patterns building progressions for all goals and abilities. Next, explore how to integrate unilateral and bilateral upper body moves and impact variations for core training benefits. Finally, put it all together with and without equipment for endless combinations.

Aquatic programming accommodates beginner lessons that graduate to higher levels of intensity and skill. The following provides a snapshot of popular aquatic fitness programs:

- ***Finning:*** This active swimming program requires training fins or flippers and utilizes fitness lap lanes of a pool. The kicking and pulling enhances conditioning and toning.
- ***Scuba and Snorkeling:*** These lessons are growing in popularity (possibly due to the increase of environmental professions) and typically start in swimming pools.
- ***Scuba Rangers:*** Scuba and snorkeling skills are taught to kids 8 to 12 while using underwater flashlights, navigation compasses, and underwater photography.
- ***Underwater Hockey:*** According to USOA Underwater Hockey, "The pool should be 25-meters by 15-meters and two-meters deep all the way across, but anything will do, even slopes (just change ends at half-time). Lead weights and three meters of rope can be used as goals, though the sound of the puck thunking into the back of a metal goal is very satisfying and should be experienced."
- ***Water Polo:*** Dimensions of a water polo pool are not fixed and can vary between 20 by 10 and 30 by 20 meters. Minimum water depth must be at least six feet. The goals are three meters wide and 90 centimeters high.

- **Kayak Polo:** This sport involves water polo being played from kayaks. According to Carolina Kayak Polo, “It is difficult to describe the passion and excitement that is created when a kayak water polo game is in progress. The participants—speeding the length of the pool weaving through the opponent’s lines of defense and spinning in their kayaks to receive a pass—create a fast and thrilling event.”
- **Water Basketball:** Ideated in 1986 by Italian teacher, Francesco Rizzuto, this sport is a mixture of basketball and water polo. When designing a pool, full court water basketball is more challenging when tile lines are encrypted into the floor of the pool.
- **Water Volleyball:** Portable and floatable aqua water volleyball sets come complete with two net positions, two anchor bags, and a staked floating perimeter boundary.
- **Triathlons:** These athletic competitions, which the contestants compete in three different events to find the best all-around athlete, typically consist of swimming, cycling, and running.
- **Kayak and Canoe Clubs:** Due to the popularity of Extreme Sports, kayak and canoe clubs are growing in popularity and use large pools for training.

Swim lessons, lap swimming, water jogging, deep-water aerobics, lifesaving instruction, diving lessons, survival swimming, synchronized swimming, water polo, underwater hockey, and scuba instruction can take place in a competitive/lesson/training pool, which frees up the recreation pool for swimmers who want to use the play features. Fitness classes are usually offered in the morning, at lunchtime, and in the early evening. Instructor information and/or training can be acquired through organizations such as the Arthritis Foundation; American Red Cross; Aquatic Exercise Association; American Alliance for Health, Physical Education, Recreation and Dance (AAHPERD); and United States Water Fitness.

### Vertical Aquatic Programs

Vertical Aquatic Programming allows the participant to gain many of the benefits of aquatic exercise without putting their face in the water. It is a valuable tool for health and wellness and an effective segue for learning to swim for adults who have a fear of the water.

Program Name	AI CHI BABY	A community partnership – sponsorships possible
Staff requirements	Training & Certification	Total Aquatic Programming
Clients served	Women / prenatal	
Pool needs	Water Temp - 87 to 89 degrees	Classroom & water components
	Pool Access – Pool stairs or ramp	
	Water depth – 42” to 48”	
Schedule	12-week course	3 times a year

Program Overview:

**Mission:** Exercise - Nutrition - Support -

**Strategy:** Offer education and support to the teen Mom to Be

**Objectives:**

- To learn about the components of exercise
- To offer education about nutrition & exercise

- To learn how to relax into a deeper connection to yourself, your body, and your baby through prenatal visualization and relaxation exercises.
- To offer an unconditional environment to ask those questions you are afraid to ask

The water is a medium to facilitate bridging the gap from having a person being a victim to a person being a survivor. When a person becomes physically fit as well as emotionally fit, you start to see life in that person. Water is a medium to facilitate creating awareness for the "whole person". A person needs energy to survive, if you are not fit physically and emotionally, you will not have enough energy to be the person you want to be.

The components of this program are to address the mother's physical and emotional health and wellness. The Ai Chi Baby program will introduce reflection and self-observation. Physical and emotional change is very difficult for all ages. Using water movements to relate to real life makes the program very inclusive. The program offers a way to bring the young mom's fragmented life together by integrating mental and physical energy. The program also helps develop the person's self-confidence and self-esteem.

Program Name	Ai CHI Preparing	Adult water acclimation and Learn to Swim
Staff requirements	Training & Certification	Total Aquatic Programming
Clients served	Adults	
Pool needs	Water Temp - 87 to 89 degrees	Classroom & water components
	Pool Access – Pool stairs or ramp	
	Water depth – 42” to 48”	
Schedule	Monthly fee – CAAP Membership based	Perpetual

**Program overview:**

Ai Chi Preparing is a systematic approach to introduce FEEL for the water to help overcome FEAR of the water.

“If adults do not trust the water – their children will not trust the water.”

Create awareness for the adult population of non-swimmers who have avoided the water because of fear. Adults who do not know how to swim or who are not comfortable in water cannot access the health benefits of water therapy or water recreation. The best instructor is one who is always seeking out ways to help their clients. We must realize “there is always another way” to accomplish goals.

Before anyone can trust water to support them, their mind and body needs to be in a relaxed state. Ai Chi Preparing is a tool that will help the client get out of the fight or flight response.

Program Name	Aquatic Therapy	Outsourced – pool rental
Staff requirements	Licensed Aquatic Therapist	ATRI - APTA
Clients served	All ages and stages	
Pool needs	Water Temp - 90 to 92 degrees	
	Pool Access – Pool stairs or ramp	
	Water depth – 42” to 48”	

Schedule	Contract water rental	
----------	-----------------------	--

**Program overview:**

Physical Therapy and Rehabilitation Programs (water rental basis to independent therapist or medical group - conducted in smaller programming pool. The purpose of aquatic physical therapy is to hasten the rehabilitation process through the use of the physical properties of water, improve client's ability to perform daily activities, and provide a safe environment for learning therapeutic exercises.

Aquatic physical therapy programs can include the following:

- Initial physical therapy evaluation
- Individualized aquatic physical therapy exercises and manual techniques
- Weekly reassessment to assure progression towards client's goals
- Discharge instructions for progression to a continuum membership-based aquatic program.

Program Name	S.A.F.E. (Swim & Fitness Exercise)	Community program for all ages
Staff requirements	LTS instructor / water exercise coach	Total Aquatic Programming
Clients served	Can be develop for all ages & abilities	
Pool needs	Water Temp – 84 to 89 degrees	Classroom & water components
	Pool Access – Pool stairs or ramp	
	Water depth – 42" to 48"	
Schedule	Monthly fee	Perpetual

**Program Overview:**

S.A.F.E Programs (swim and fitness exercise) is a monthly fitness and fun program. Designed, Developed & Delivered to different age groups. The program can be implemented for any age. This program focuses on teaching and coaching an individual (of any age) to be safer in and around water as well as assisting the client's fitness levels to maintain an independent lifestyle. The S.A.F.E. has classroom and water components

**Mission:** Introduction to water and fitness exercise for any age of individual

**Strategy:** to educate and empower the individual by trained staff

**Objectives:**

- To teach individuals with challenges how to be comfortable and safer in the water. It takes endurance and muscle strength to accomplish most swimming skills.
- To keep the individuals engaged in a fun way to learn to swim and offer water exercise in a form of vertical exercise and/or water games
- This type of program will assist the individual in maintaining their fitness levels to live a better life on land

Program Name	The Aquatic Ripple Program	Individuals with Challenges
--------------	----------------------------	-----------------------------

Staff requirements	Water Exercise Coach	Total Aquatic Programming
Clients served	Children / Young Adults / Adults	All ages and abilities
Pool needs	Water Temp – 84 to 89 degrees	
	Pool Access – Pool stairs or ramp	
	Water depth – 42” to 48”	
Schedule	Monthly fee	Perpetual

**Program Overview:**

The Ripples program is part of the S.A.F.E. Curriculum. This program is not a learn- to -swim program, although we do use some of the techniques in our swim and fitness program. At the younger ages parents are part of the program. Using a play base format when working with children improves the outcomes.

Program Name	The F.I.N.E. Adult Program (Fitness is Nutrition & Exercise)	Vertical Water Exercise for Adults
Staff requirements	Water Exercise Coach	Total Aquatic Programming
Clients served	Adults	All ages and abilities
Pool needs	Water Temp – 84 to 89 degrees	Classroom and water components
	Pool Access – Pool stairs or ramp	
	Water depth – 42” to 48”	
Schedule	Monthly fee	Perpetual

**Program Overview: F.I.N.E. WATER EXERCISE PROGRAM FOR ADULTS**

**PURPOSE:**

- To educate individuals regarding nutrition & exercise. Empower a person to take charge of their life through aquatic intervention.
- Is to build a bridge between the community, the health providers, and your Water Wellness Program.

**Target Population:** Individuals looking to maintain and/or improve their fitness levels

Program Name	Managing Chronic Pain via Water Intervention	Water Exercise for Adults Young and Old
Staff requirements	Water Exercise Coach	Total Aquatic Programming
Clients served	Adults	All ages and abilities
Pool needs	Water Temp – 84 to 89 degrees	
	Pool Access – Pool stairs or ramp	
	Water depth – 42” to 48”	
Schedule	Monthly fee	Perpetual

**Program Overview:**

Chronic Pain Education & Support via “water exercise intervention”

**Objectives: Objective – Chronic Pain and Exercise**



- Cost-effective pain management
- Self-Care management for acute flare up associated with FMS
- Or other chronic pain conditions
- Transition into an independent management program

**Strategy:** Using classroom and water to educate and inform how to provide self-management techniques via different water exercise modalities

Program Name	Aquatic Specialty Programs	Vertical Water Exercise
Staff requirements	Water Exercise Coach	Total Aquatic Programming
Clients served	Young Adults / Adults	All ages and abilities
Pool needs	Water Temp – 84 to 89 degrees	
	Pool Access – Pool stairs or ramp	
	Water depth – 42” to 48”	
Schedule	Monthly fee	Perpetual

### Specialty Programs through the year to offer:

#### The Water Exercise Clubs

- The Aqua Biking Club
- The Water Walking Club
- The Aqua Back Hab Club

#### Bringing Water Programs together to develop the exercise and fitness culture

- Fin Fun Meets
- The Otter Walk (fundraising)
- The F.I.N.E. Angels Program
- Family Night Swims

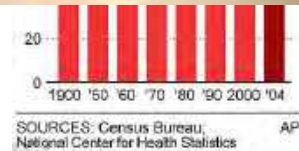
### Aquatic Physical Therapy

Aquatic therapy is rehabilitation performed in warm water and involves physical activity of exercise and motion in the presence of a licensed aquatic physical therapist. Warm water may increase the dynamics of blood pressure and blood and lymph circulation as well as decreasing swelling in skin and other tissues.

Participation in an aquatic therapy program offers improvement in:

- Overall health and fitness
- Stretching capacity
- Range of motion
- Movement capabilities
- Coordination
- Physical stamina and endurance
- Swimming skills, safety, and abilities

Though many people who use aquatic therapy are enthusiasts of meditation or massage, some are looking for rehabilitating or improving a certain level of health. The Aquatic Exercise



Association certifies instructors to teach Arthritis Foundation Arthritis Programs. Many participants in these programs report reduced arthritis symptoms, including increased mobility and decreased pain and stiffness.<sup>5</sup> New studies by the Aquatic Exercise Association suggest that the management of bone density can be facilitated by water exercise.<sup>6</sup> When moderate exercise is recommended for obese patients, the low-gravity qualities of aquatic therapy can be very appealing to this user group. Over the past several years, water exercise programs have multiplied in health clubs, pain clinics, and hospitals. Users include:

- **Injured Athletes:** Athletic trainers and sports medicine physicians are prescribing aquatic therapy as a rehabilitative/preventive fitness program.
- **Post-Operative Patients and the Disabled:** Includes patients with physical ramifications such as spinal dysfunctions, post-operative muscle toning, injuries, and arthritis.
- **Arthritis Sufferers:** The Arthritis Foundation certifies instructors to teach arthritis exercises such as Rusty Hinges and Joint Effort.
- **Ageing Baby Boomers:** Some 70 million strong, “boomers” invented the fitness movement and show no sign of abandoning it as they age, especially in warm water pools.
- **Obese Patients:** More doctors are prescribing aquatic physical therapy for overweight issues.
- **Pregnant Women:** Effects of the low resistance of water exercise is soothing to this user group.
- **Meditation Enthusiasts:** Fans of mind and body movements enjoy immersing in warm water pools to complete the tranquil state of meditation.

#### Key Components of Aquatic Therapy Centers

Aquatic physical therapy centers are growing in necessity for rejuvenation and social wellness for rehabilitation needs and developmental disorders. Colorful environments and interactive water is a stimulating, effective, and cathartic treatment, while specific design elements are ultimately inspired by the rehabilitative needs of patients. Key components include:

- Warm pool water capability with fast pool turnovers.
- High-quality water chemical treatment systems, including dual sanitization methods and an appropriately designed HVAC/DH system.
- Easy access from the parking lot to the locker rooms, pool deck, and into the pool.
- Ample space in locker rooms and wider pool deck for wheelchairs, walkers, dry and wet equipment, and dry-side therapy.
- In-water amenities such as perimeter railings, aerobic steppers, treadmills, underwater benches, and ramps.
- Flexible pool depths for multiple programmatic needs.
- Aesthetically pleasing and light-filled private spaces.

# Huron-Clinton Metropolitan Authority Facility Review

## Lake St. Clair Metropark Pool



Lake St. Clair Metropark Pool is a large pool billed as “Olympic Sized”. The pool features a shallow area ranging from 4ft. – 6ft. in depth and a diving area that is 12 ft in depth. The pool is currently utilized by the public for recreational open swimming and by many camps during the summer months for recreational swimming.

The shallow area features two waterslides that empty into the pool and large general swimming areas. The diving area features two climbing walls and a floatable play structure. The label as “Olympic Sized” is warranted as the pool is about 50 meters in width however, lane lines are no longer painted on the pool floor as the pool is not utilized for lap swimming.

### Pool General Information

Swimming Pool Opening	1964 <i>estimated</i> (Boaters, 2020)
Surface Area (Square Feet)	16,838 ft <sup>2</sup> <i>estimated</i>
Perimeter (Linear Feet)	547 ft <i>estimated</i>
Lanes	None
Water Depth (Feet)	3 ft in shallow area, 12 feet in diving well
Pool Volume (Gallons)	755,689 gallons <i>estimated</i>
Flow Rate (Gallons per minute)	2,099 gpm
Turnover Rate (Hours)	6 hours
Average Annual Attendance	50,000 – 60,000



### Observations

The Lake St. Clair Metropark Pool is approaching 60 years of age and shows signs of physical and functional obsolescence. The pool appears to have significant structural issues, and several significant cracks can be seen in the pool shell. From a functional standpoint, the pool caters to the recreational user group, but does not provide the varying amenities and depths that the recreational user group requires. The pool does have the ability to hold other programs, however, the current depths make it difficult to hold anything other than adult programming. The pool depths are not uniform or marked appropriately, indicating that the pool shell has likely shifted over the years.

### Physical Observations

The Lake St. Clair Metropark pool is at least 58 years old and has likely reached the end of its useful life. The pool has significant structural concerns with significant cracking that can be seen in the pool shell, which can indicate damage to the pool shell. According to staff, there may be some water loss issues, but they are not sure where or how much is being lost. Additional investigation is needed to determine the status of the pool shell itself.

The pool has five drains in the diving area and three more in the shallow recreational area. All drains appeared to have Virginia Graeme Baker Act (VGB Act) approved drain covers, however, the drains in the dive area did not appear to be flush against the bottom of the pool floor. This is a serious concern and was brought to the attention of the Metroparks soon after the visit to be corrected.

In addition to the larger items above, the following observations were also made:

1. The facility does not utilize UV disinfection for secondary disinfection.
2. The entire pool surface has significant cracking.
3. One movable ADA lift was observed on site. Since the pool is over 300 linear feet, a secondary means of entry is required.
4. Several depth markers were observed to be damaged.
5. Several of the lifeguard chair seats were significantly corroded.
6. Several pipe hangers in the mechanical room are corroded
7. It was unclear to staff when the last time the waterslides were waxed or refinished. Additionally, the waterslides did not have matching signs at the top and bottom of the

waterslide queue area or a physical barrier restricting entry to the slide when it is closed.

8. The facility is currently utilizing swimming lanes as safety ropes and demarcation lines around the pool.



Pool cracking



Pool drain not flush to pool surface



Damaged depth marker



Corroded lifeguard chair seat



Corroded pipe hanger



Slide entrance and caution cone





Swimming lane line used as safety line



Swimming lane line used as demarcation lines

### Functional Observations

The Lake St. Clair Metropark Pool is currently utilized as a recreational pool for daily pass swimming and by many camps in the area. The pool has several amenities to cater to the recreation user group: two slides, two climbing walls and a floatable play structure. The facility does not currently offer lap swim times, nor is it marked for lap swimming. The facility does provide varying depths that may be utilized by children of different ages; however, it lacks the shallow water that is most comfortable to children 7 years and younger.

### Recreation

The Lake St. Clair Metropark Pool has the following recreational amenities:

- Two water slides (48" requirement)
- Two climbing walls
- Floating play structure
- Open water

While these amenities are recreational in nature, they mainly cater to children 6 – 7 years of age and older. By this age, the average height is 42 – 49 inches (Cincinnati Children's, 2019) which would allow them to stand in the pool at the shallower end with their heads out of the water. They are also able to utilize the water slides at about this age.

While children 6 – 7 years and older may be able to utilize most or all of the recreational amenities, the climbing walls and play structure are both in 12 feet of depth. This depth can be intimidating to patrons of all ages, especially for weak swimmers.

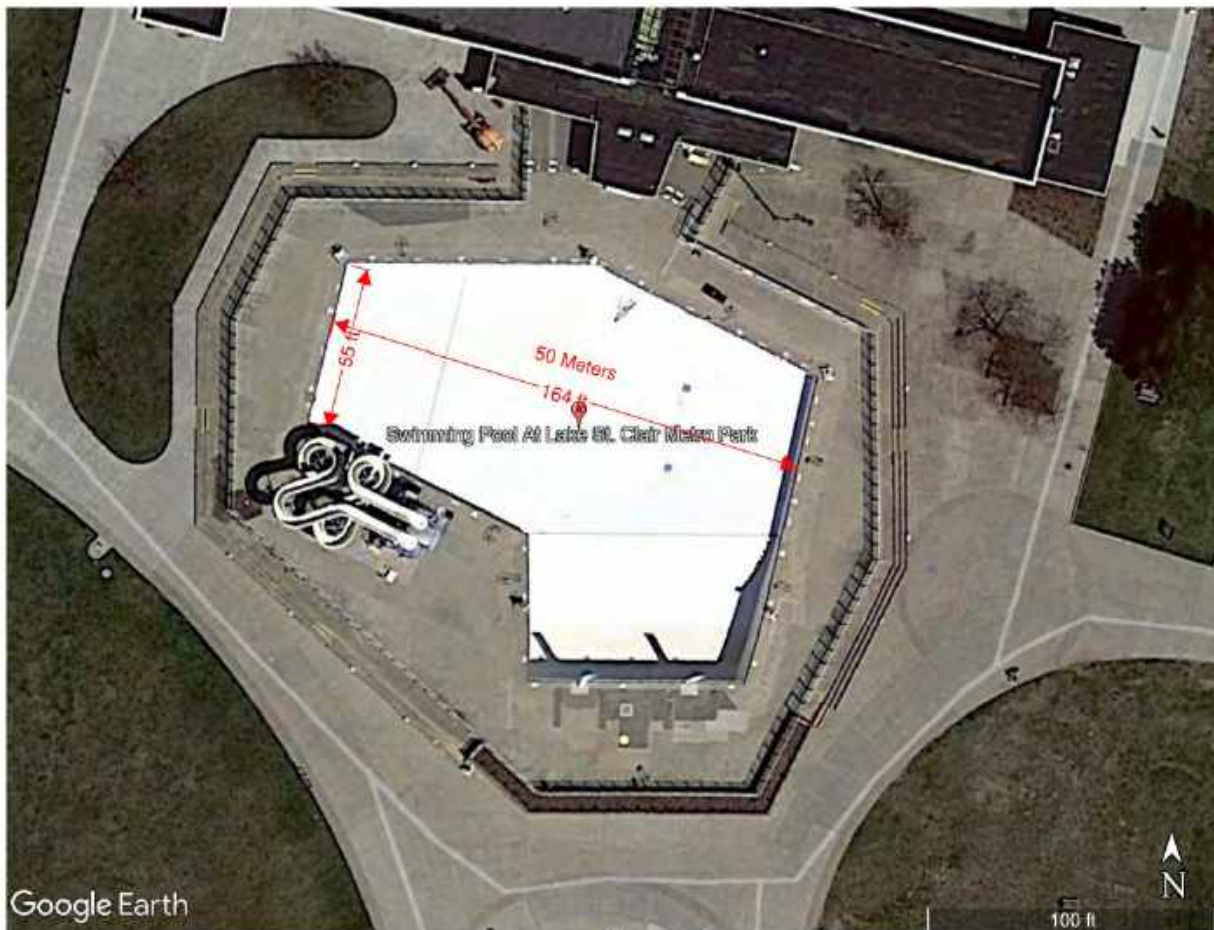
### Competition

The Lake St. Clair Metropark Pool is not currently utilized, not set up for competition swimming. The pool does measure about 50 meters in width. This width is a coveted course length for summer competition swimming as most USA Swimming summer competitions are held in the 50-meter length. Adults, including USA Masters swimmers, also enjoy swimming 50-meter lengths in the summer months.

While the pool does appear to meet length requirements for 50-meter swimming, the pool lacks lane markers and targets at the end of each lane. It appears that some lane attachment



equipment is still available at the pool. If desired, the width of the pool may accommodate anywhere between 5 – 8 lap lanes depending on the desired lane width.



#### *Instruction*

The Lake St. Clair Metropark Pool does not currently provide swim lessons. The pool does have a large open space that would be able to accommodate effective swim lessons, however, its depths may cause difficulty, especially for younger age groups. To accommodate younger children, teaching platforms would need to be used to allow children to stand at a more comfortable depth while waiting for instructions from their swim instructor.

The pool does have appropriate depths for some lifeguard courses and other aquatic sports and activities.

- The American Red Cross Lifeguarding course would likely not be able to be taught in its entirety at this facility as the course requires 7 – 10 feet of depth for some skills. The pool does slope from 6 – 12 feet of depth, but the slope may not provide adequate space for the lifeguarding skills. Other shallow water lifeguarding courses would be able to be taught in their entirety at this facility.
- Scuba classes could be held at the pool. The shallow water is suitable for beginners to get accustomed to the water and equipment in a relatively safe environment, while the

deep water area is appropriate for more experienced divers to practice diving at a deeper depth.

- American Red Cross Water Safety Instructor courses could be held at the facility as the pool does have the appropriate depths needed for the course.
- Water polo or variations of the sport (inner tube polo) could be offered at this facility. Competitions would not be able to be held as the pool does not meet USA Waterpolo depth requirements.
- Other community activities like kayak/canoe training courses, Boy Scouts of America swimming-related badges, and Safety Training for Swim Coaches may be held at the facility depending on the depth requirements for each activity. In most cases, the facility has shallow and deep water to accommodate most activities.

### *Wellness and Therapy*

The Lake St. Clair Metropark Pool does not currently hold fitness or wellness courses, however, it does have the appropriate depths and pool space. The pool depths would accommodate most fitness and wellness courses as most require a minimum depth of 3 feet 6 inches or more, and there is more than enough open pool space for several classes to be held at the same time.

While the pool does meet depth requirements for wellness and therapy courses, there are several attributes of the facility that would make access difficult for some users. Currently, the pool has one ADA pool lift and several ladders to access the pool. While this is acceptable according to pool codes, many users find ladders difficult to use because of the strength required to pull oneself up out of the water. Additionally, many users dislike using pool lifts and would rather enter the water on their own via stairs or a ramp entry.

Lastly, for many wellness and therapy classes, water temperatures are a concern. Fitness classes may be held in pools between 82° F – 87° F, however many wellness classes require water temperatures of 86° and above, and water temperatures below 86° F - 88° F may be too uncomfortable for some users.

### *Recommendations*


The following recommendations were made to address the physical and functional obsolescence observed at the St. Clair Metropark Pool.

#### *Physical Recommendations*

Due to the age of the facility and the potential for catastrophic failure of the pool shell due to the age of the facility, Counsilman-Hunsaker does not recommend pursuing major renovations of the facility. However, if renovations and repairs are desired to keep the facility operating for the next 10 – 15 years, the following are recommended:

- Install UV disinfection – UV systems have become an industry standard for all aquatic facilities that may be considered at an increased risk and require Secondary Disinfection Systems. According to the Model Aquatic Health Code, increased risk facilities are those designed primarily for children under 5 years old or therapy pools. Additionally, pools with interactive water features that spray water are required to have Secondary Disinfection Systems. While the state of Michigan does not require Secondary Disinfection Systems, it is recommended to help make disinfection more effective and improve water quality.

- Slide restoration/Maintenance – this is recommended as an annual item to fix and repair chips or cracks in the slide surface and to rewax or resurface the slide according to manufacturer recommendations.
- Pool Resurface – it is recommended that the pool be resurfaced to fix the major cracks and chips in the pool surface. Prior to the pool being resurfaced, the pool shell may need to be analyzed if water loss is a concern.
- Main Drain Replacement and Pool Shallowing – to ensure the main drains meet VGB Act standards it is recommended that the sumps and covers be replaced. During this replacement, the deep water area may also be shallowed. This would help to re-design and slope the pool floor to allow for VGB Act compliant sumps and covers and could help to create a slightly more comfortable environment for weaker swimmers.
- New Pool Lift – and additional lift or secondary access point is required for ADA access.
- New Tile Markers – replacement depth marker tiles
- Lifeguard chair seat replacements
- Pipe hanger replacements – to replace corroded pipe hangers in the pool mechanical room.
- Waterslide flow meters – it is recommended that waterslides have appropriate flow meters measuring the water flow to the slide flume. This helps to ensure the slide is operating as designed.
- Slide entrance chain and signs – it is recommended that a safety barrier (chain or gate) be installed at the entrance to the slide to indicate the slide is closed when it is not in use.
- Safety line – it is recommended that the lane lines currently used to demark the deep water section and the slide catch pool areas are replaced with safety rope and buoys.

 <b>Counsilman - Hunsaker</b> AQUATICS FOR LIFE	
Huron-Clinton Metropolitan Authority *PRELIMINARY Opinion of Probable Construction Cost	
9/10/2021	
ITEM	COST
Lake St. Clair	
UV Disinfection System	\$119,762
Slide Refinish/Maintenance	\$40,000
Pool Resurface	\$780,000
Main Drain Replacement and Pool Shallowing	\$180,000
New Pool Lift	\$22,500
New Tile Markers	\$170 per tile
Lifeguard Chair Seat Replacements	\$350
Pipe Hanger Replacement	\$75 per hanger
Slide Flow Meters	\$3,000
Slide entrance chain and sign	\$100
100' Safety Line	\$600
<i>Pool Subtotal</i>	<b>\$1,146,557</b>

The Consultant has no control over the cost of labor, materials, equipment, or over the Contractor's methods of determining prices or over competitive bidding or market conditions. Opinions of probable cost are representative only of the Consultant's judgment as a design professional familiar with the construction industry. The Consultant cannot and does not guarantee that proposals, bids, or actual construction costs will not vary from its opinion of probable costs.

### Functional Recommendations

Due to the age of the facility, Counsilman-Hunsaker does not recommend major renovations to address the functional aspects of the facility. At best, any major renovations would give the facility another 10 – 15 years of operation, at which time the facility would need to be replaced.

*Immediate Improvement Recommendations*

In order to immediately meet the needs of aquatic user groups, the following recommendations could be considered:


- Competition lane lines – Competition lane lines could be added to accommodate lap swimming. Swim competitions would not be recommended at the facility due to the lack of adequate deck space around the pool and sufficient depths for diving starts.


If the competition user group is to be accommodated, it is recommended that the Metroparks secure multiple swim groups willing to rent and utilize the lanes prior to any renovations.

*Cost - \$86,000 - \$144,000 – includes lanes lines, 2 - 3 storage reels, backstroke flags and stanchions and lane markings. Does not include shipping or installation.*

- ADA stairs – ADA compliant stair systems may be installed for a relatively minimal cost and can be removed if needed or desired by the facility.

*Cost - \$8,000 – Does not include shipping or installation.*

 <b>Councilman - Hunsaker</b> AQUATICS FOR LIFE	
Huron-Clinton Metropolitan Authority *PRELIMINARY Opinion of Probable Construction Cost	
9/10/2021	
<u>ITEM</u>	<u>COST</u>
Lake St. Clair	
Competition Lanes (5 lanes)	\$86,000
ADA Accessible Stairs	\$8,000
<i>Pool Subtotal</i>	<b>\$94,000</b>

 <b>Councilman - Hunsaker</b> AQUATICS FOR LIFE	
Huron-Clinton Metropolitan Authority *PRELIMINARY Opinion of Probable Construction Cost	
9/10/2021	
<u>ITEM</u>	<u>COST</u>
Lake St. Clair	
Competition Lanes (8 lanes)	\$136,000
ADA Accessible Stairs	\$8,000
<i>Pool Subtotal</i>	<b>\$144,000</b>

## Lake Erie Metropark Great Wave Pool



The Lake Erie Metropark Great Wave Pool is a large wave pool designed and opened in 1982. When constructed, the wave pool was one of the first in Michigan. In the 1980's the pool regularly saw approximately 90,000 visitors annually. In recent years the attendance has dropped to 30,000 – 35,000 visitors annually. The pool features a large zero beach entry area along with a small spray ground section. At the deepest, the pool measures 8 ft. 3 in. in depth. The pool has historically been utilized for recreational swimming and has not offered any additional recreational programming.

The pool is currently in need of major renovations or replacement. The facility was unable to operate in the 2021 and 2022 seasons due to large areas of plaster that had cracked and separated from the pool shell. In the time since the visits were made by Councilman-Hunsaker in 2021, Councilman-Hunsaker was also tasked with an extensive physical audit of the facility to determine what equipment is still in working order and may be salvaged during a major renovation or remodel. A copy of the full report can be found in [Appendix B](#).

### Pool General Information

	Wave Pool	Sprayground
Swimming Pool Opening	1982	2017
Surface Area (Square Feet)	17,100 ft <sup>2</sup>	2,924 ft <sup>2</sup>
Perimeter (Linear Feet)	560 ft	231 ft.
Lanes	None	
Water Depth (Feet)	0 to 8 ft 3 in	0 ft
Pool Volume (Gallons)	453,000 gal	
Flow Rate (Gallons per minute)	1,888 gpm	120 gpm
Turnover Rate (Hours)	4 hours 16 min	
Average Annual Attendance	30,000 – 35,000	





### Observations

The Lake Erie Metropark Great Wave Pool is 40 years old and is likely at the end of its useful life. The pool structure is no longer holding together as intended and requires major renovations to be repaired. Functionally, the pool meets the intended need as designed and is still operating as a wave pool. This function, however, only meets the needs of the recreational user group. Additionally, because of the singular function of the pool, patrons who are not comfortable with the wave action of the pool do not have other amenities to enjoy at the facility. The spray features added in 2017 provide some additional recreational value for children 7 years and younger, but the two amenities are the only available uses for the facility.

### Physical Observations

The Lake Erie Metropark Great Wave Pool is likely at the end of its useful life due to the major renovations needed to continue operation. At the time of the original visit in June of 2021 there were some cracks and chipping of the pool surface, but there was water in the facility, and it appeared that facility staff had repaired the damage. It is evident by the different colors of the pool plaster that several repairs to the pool surface were made over the years. Shortly after the visit, staff found more damage and were unable to operate the pool for the 2021 season.

The following additional observations were made:

1. The facility does not utilize UV disinfection for secondary disinfection.
2. The wave generation equipment is approximately 20 years old.
3. According to staff, the surge tank float valves were not working properly, and the water level in the pool was not regulated as intended.





Visible repairs to the pool surface



Minor cracking and pitting of the pool surface



Pool spray features



Wave generation equipment



Wave pool surge pit

### Functional Observations

The Lake Erie Metropark Great Wave Pool is currently utilized as a recreational pool for daily pass swimming. The pool waves are approximately 3-feet in height, and the facility rents inner tubes to enjoy in the pool on a first come-first served basis. In addition to the wave pool, the facility also has a 2,900 ft<sup>2</sup> spray ground and a large, carpeted lounge area with several large shade structures. The pool provides varying depths from 0 – 8 feet and has a beach entry area as well as a ramp with railings to aid in accessing the pool.

### Recreation

The Lake Erie Metropark Great Wave Pool has the following recreational amenities:

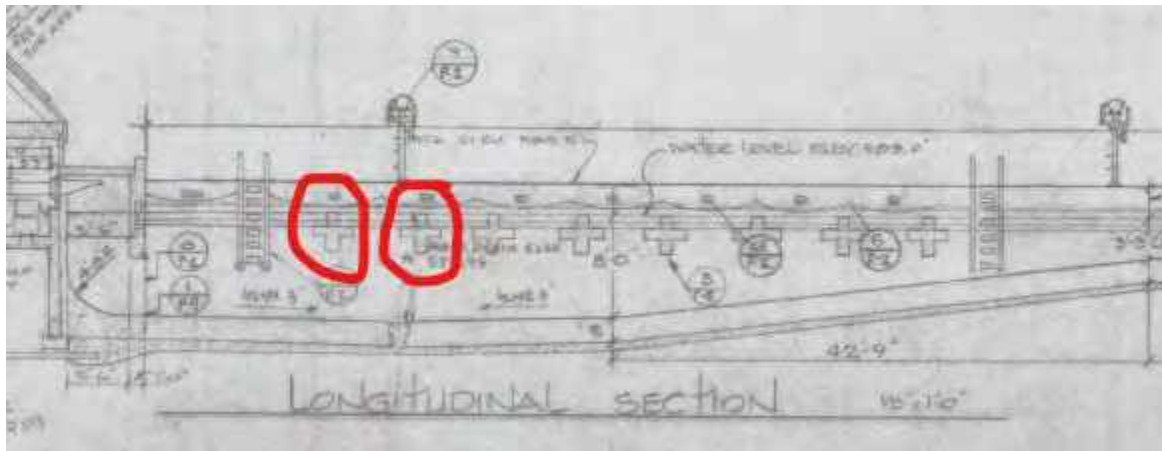
- Beach entry
- Wave action
- Inner tubes (provided by the facility)
- Open water
- Spray features
- Carpeted lounge area

The recreational amenities provided by the facility cater to all age groups, however, the recreational value of the facility is limited. The varying depths provide ease of access and comfortable water depths for all ages and swimmers, but the wave action may be too intense for some patrons to enjoy.

The addition of the spray features provides for more recreational value for younger children and allows for a less intense area where they can play and interact with the water. The large, carpeted lounge area provides a recreation amenity that is often sought after by the 23 and older age groups.

### Competition

The Lake Erie Metropark Great Wave Pool does not currently serve the competition user group. However, it appears that the pool was originally intended to double as a lap swimming space in the 25-meter dimension. The original plans indicate targets for 8 lap lanes, 7 feet wide each. If desired, the wave pool could accommodate lap swimming in the future.



If the competition user group would like to be included in future renovations or new pool designs, the Metroparks should engage area competition groups during any future feasibility processes.

### Instruction

The Lake Erie Metropark Great Wave Pool does not currently provide swim lessons. The pool does have a large open space that would be able to accommodate effective swim lessons, however, the pool's 1:9 slope may make it difficult to hold classes.

The pool does have appropriate depth for some lifeguard courses and other aquatic sports and activities.

- The American Red Cross Lifeguarding course can be taught at this facility. Instructors would need to be aware that the pool is 25 meters wide, not 25 yards.
- American Red Cross Junior Lifeguarding
- Scuba classes could be held at the pool. The shallow water is suitable for beginners to get accustomed to the water and equipment in a relatively safe environment, while the deep water area is appropriate for more experienced divers and to practice diving at a deeper depth.

#### *Wellness and Therapy*

The Lake Erie Metropark Great Wave Pool does not currently hold fitness or wellness courses, but it does have a large open area that could accommodate several fitness class students. While the pool does have a large beach entry and ramp. Neither are ADA accessible, which could make entry difficult for some patrons. Additionally, the pool slopes rapidly from 3'3" to 8'0". This also may make it difficult to hold classes where students need to stand. Alternately there is a large area where deep water fitness classes could be held. Students would either need flotation belts, life jackets, or be able to tread water for an extended amount of time.

The pool could also accommodate patrons that desire to swim laps for fitness and wellness, but not necessarily for competition. The pool does measure 25 meters wide and with proper lane markings the pool could provide general fitness lanes when not operated as a wave pool.

#### Recommendations


The following recommendations were made to address the physical and functional observations at the Lake Erie Metropark Great Wave Pool.

#### Physical Recommendations

Due to the age of the facility and the extent of the existing pool shell and surface renovations needed, an in depth feasibility study would be needed to determine whether the Metroparks should attempt to repair and renovate the existing facility or replace it. If renovations and repairs are desired to keep the facility operating for the next 10 – 15 years, the following are recommended in addition to recommendations outlined in [Appendix B](#).

- Install UV disinfection – UV systems have become an industry standard for all aquatic facilities that may be considered at an increased risk and require Secondary Disinfection Systems. According to the Model Aquatic Health Code, increased risk facilities are those designed primarily for children under 5 years old or therapy pools. Additionally, pools with interactive water features that spray water are required to have Secondary Disinfection Systems. While the state of Michigan does not require Secondary Disinfection Systems, it is recommended to help make disinfection more effective and improve water quality.
- Replace wave generation equipment – The current wave generation equipment is the second generation of equipment at the facility and is approximately 20 years old. While it is still in working condition, it is about at the end of its useful life and should be placed on a replacement schedule.

- Replace surge tank float valves – According to staff the water levels in the pool do not always remain constant, and they suspect that the surge tank float valves are no longer functioning as intended.

 <b>Counsilman - Hunsaker</b> AQUATICS FOR LIFE			
Huron-Clinton Metropolitan Authority		9/10/2021	
*PRELIMINARY Opinion of Probable Construction Cost			
ITEM		COST	
Lake Erie Park Pool			
UV Disinfection System		\$102,286	
Wave Generation Equipment		\$350,000	
Surge Tank Float Valves		\$10,063	
	<i>Pool Subtotal</i>		\$462,348

The Consultant has no control over the cost of labor, materials, equipment, or over the Contractor's methods of determining prices or over competitive bidding or market conditions. Opinions of probable cost are representative only of the Consultant's judgment as a design professional familiar with the construction industry. The Consultant cannot and does not guarantee that proposals, bids, or actual construction costs will not vary from its opinion of probable costs.

### Functional Recommendations


Due to the age of the facility and the extent of the existing pool shell and surface renovations needed, an in-depth feasibility study would be needed to determine whether the Metroparks should attempt to repair and renovate the existing facility or replace it.

### Immediate Improvement Recommendations

In order to immediately meet the needs of aquatic user groups, the following recommendations could be considered:

- Competition lane lines – Competition lane lines could be added to accommodate lap swimming for competitive and recreational use.

*Cost - \$72,000 includes lanes lines, 2 - 3 storage reels, backstroke flags and stanchions and lane markings. Does not include shipping or installation.*

 <b>Counsilman - Hunsaker</b> AQUATICS FOR LIFE			
Huron-Clinton Metropolitan Authority		9/10/2021	
*PRELIMINARY Opinion of Probable Construction Cost			
ITEM		COST	
Lake Erie Park Pool			
Competition Lanes (8 lanes)		\$72,000.00	
	<i>Pool Subtotal</i>		\$72,000

*Willow Metropark Pool*



**Pool General Information**

The Willow Metropark Pool is considered a shallow water “Family Aquatic Center”. The pool features several amenities for various ages and interests. The pool features a beach entry area that brings the depth from 0 to 4 feet in depth as well as a family slide, basketball goals, water volleyball setup, spray features, fitness lanes, bench seating and shade amenities. The pool is currently utilized by the public for recreational open swimming and by many camps during the summer months for recreational swimming.

Swimming Pool Opening	2010
Surface Area (Square Feet)	5,637 ft <sup>2</sup>
Lanes	3
Water Depth (Feet)	0 – 4 ft
Pool Volume (Gallons)	104,552
Flow Rate (Gallons per minute)	901 gpm
Turnover Rate (Hours)	1 hr. (zero depth and plunge), 4 hrs. (lap lanes and rest)
Surface Area (Square Feet)	5,637 ft <sup>2</sup>
Average Annual Attendance	20,000 – 25,000






### Observations

The Willow Metropark Pool is approximately 12 years old and is still in very good condition. The pool did not appear to have any major structural or mechanical repairs needed. Functionally, the pool appears to be able to meet the recreational, instructional and wellness and therapy user groups. The shallow water allows for a comfortable environment for all age groups and minimizes the risks associated with deep water activities. While there are not the high action and intense waterslides that typically attract the 12 – 22 year age groups, the congregation spaces and sport spaces provide amenities that the age group does enjoy.

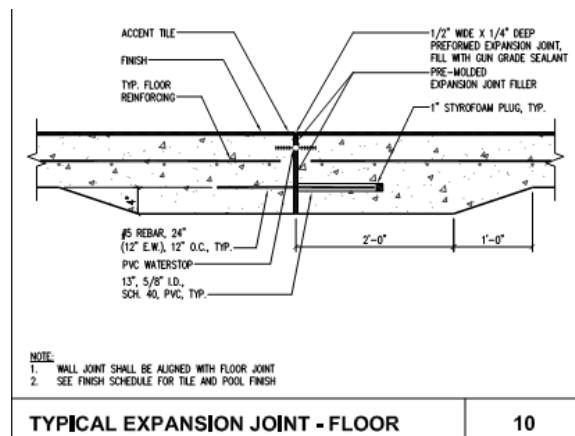
### Physical Observations

The Willow Metropark Pool is just over a decade old and appears to be maintained very well. No significant mechanical or physical concerns were noticed at the time of the visit. The following observations were made and are included in the recommendations for Willow Metropark Pool:

1. The facility does not utilize UV disinfection for secondary disinfection.
2. Some material in the expansion joint that runs the width of the pool between the lap area and the beach entry appears to be corroding and is staining the tile.



Expansion joint staining

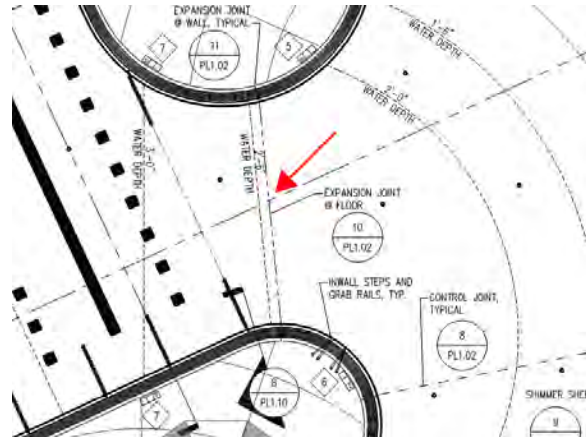


Expansion joint detail





Expansion joint in pool area



Expansion joint on pool plan

### Functional Observations

The Willow Metropark Pool is currently utilized as a recreation pool for daily pass swimming and by camps throughout the summer. The pool has many amenities that cater to the recreational user group but also has amenities and depths that are beneficial and sought out by the wellness and therapy, and instructional user groups.

### Recreation

The Willow Metropark Pool has the following recreational amenities:

- Beach entry
- Family waterslide
- Spray features
- Fitness/lap lanes
- Bench seating
- Two Basketball goals
- Stanchions for volleyball
- Five large shade structures

The amenities provided at the pool cater to all age groups in the recreation user group and meet the definition of a multigenerational “Family Aquatic Center”. Families with small children are drawn to the beach entry, family waterslide, spray features, bench seating and shade structures. Teens and tweens have congregation areas like the open fitness lane area and shade structures and sports features like the basketball goals and volleyball court. Older adults can swim in the fitness/lap lanes, socialize in the bench seating area or under shade structures and enjoy easy access into the water via stairs or the zero-depth beach entry.

### Competition

The Willow Metropark Pool does not currently accommodate competition swimming. While the lap/fitness lanes are 25 yards in length, the availability of 3 lanes in 4 feet of depth does not typically interest the competition user group.

### Instruction

The Willow Metropark Pool does not currently provide swim lessons; however, the pool is perfect for a robust swim lesson program. The pool’s varying depths and play features make it

ideal for younger age groups, and the bench seating area is perfect for staging participants in a comfortable depth as they wait for instructions from the swim instructor. In addition, the lane lines and 25-yard dimensions provide a great environment for higher-level swim classes and stroke training.

The Willow Metropark Pool is appropriate for the following instructional activities:

- American Red Cross Swim Lessons
- American Red Cross Shallow Water Lifeguarding Courses

#### *Wellness and Therapy*

The Willow Metropark Pool does not currently hold fitness or wellness courses but does have the facilities to accommodate most non-deep water fitness courses. The pool meets ADA accessibility guidelines and has an easy beach entry that students can also use. The fitness/lap lane area is a great area to hold classes and the instructor can facilitate from the sizeable deck space.

While the pool could likely not interest the competition user group, it would accommodate patrons that desire to swim laps for fitness and general wellness. The lanes are already designed with lap lane connections, wall targets, and floor lane lines.

#### **Recommendations**

The following recommendations were made to address the physical observations at the Willow Metropark Pool. Functionally, the pool is operating very well and as designed. At this time, there are no functional recommendations for the facility.

#### **Physical Recommendations**

The Willow Metropark Pool is still a fairly new facility and is maintained very well. To continue to provide a healthy swimming environment and to ensure that existing concerns are evaluated, the following are recommended:

- Install UV disinfection – UV systems have become an industry standard for all aquatic facilities that may be considered at an increased risk and require Secondary Disinfection Systems. According to the Model Aquatic Health Code, increased risk facilities are those designed primarily for children under 5 years old or therapy pools. Additionally, pools with interactive water features that spray water are required to have Secondary Disinfection Systems. While the state of Michigan does not require Secondary Disinfection Systems, it is recommended to help make disinfection more effective and improve water quality.
- Engage a structural engineer to assess any damage caused by deterioration at the expansion joint and repair and reseal the expansion joint.



### Summary

Overall, the facilities within the Metroparks charge are maintained very well. Lake Erie Metropark Great Wave Pool and Lake St. Clair Metropark pool are both decades-old facilities showing their age. However, both facilities appear to have been well maintained to continue to operate in some cases with the original equipment. The Willow Metropark Pool is only about 12 years old and is maintained very well.

The following chart describes the general features available at each aquatic facility.



Amenity is available at the facility


Amenity is available to varying degrees

Amenity was originally designed and may be available again with renovations

Features	Lap Lanes	Shallow Water	Diving Area	Bench Seating	Zero Depth	Slide	Play Features	Spray Features
Lake St. Clair Metropark Pool	?	✓	✓			✓	✓	
Lake Erie Metropark Great Wave Pool	?	✓			✓			✓
Willow Metropark Pool	✓	✓		✓	✓	✓	✓	✓


The following recommendations were proposed for the three aquatic facilities in both a physical and functional capacity.

Physical Recommendations


	
Project Name	
*PRELIMINARY Opinion of Probable Construction Cost	
9/10/2021	
ITEM	COST
<b>Lake Erie Park Pool</b>	
UV Disinfection System	\$102,286
Wave Generation Equipment	\$350,000
Surge Tank Float Valves	\$10,063
<i>Pool Subtotal</i>	\$462,348
<b>Lake St. Clair</b>	
UV Disinfection System	\$119,762
Slide Refinish/Maintenance	\$40,000
Pool Resurface	\$780,000
Main Drain Replacement and Pool Shallowing	\$180,000
New Pool Lift	\$22,500
New Tile Markers	\$170 per tile
Lifeguard Chair Seat Replacements	\$350
Pipe Hanger Replacement	\$75 per hanger
Slide Flow Meters	\$3,000
Slide entrance chain and sign	\$100
100' Safety Line	\$600
<i>Pool Subtotal</i>	\$1,146,557
<b>Willow Metropark Pool</b>	
UV Disinfection System	\$102,286
Expansion Joint Repair	
Structural Engineer Assessment	\$6,000
Repair and reseal	\$600
<i>Pool Subtotal</i>	\$108,885.90
<b>TOTAL AQUATICS COST ESTIMATE (Inflation &amp; general contractor mark-up not included)</b>	
	\$1,717,790.92
Contingency	20%
	\$2,061,349.10
<b>TOTAL AQUATICS COST ESTIMATE</b>	<b>\$2,062,000.00</b>

The Consultant has no control over the cost of labor, materials, equipment, or over the Contractor's methods of determining prices or over competitive bidding or market conditions. Opinions of probable cost are representative only of the Consultant's judgment as a design professional familiar with the construction industry. The Consultant cannot and does not guarantee that proposals, bids, or actual construction costs will not vary from its opinion of probable costs.

## Functional Recommendations

 <b>Councilman - Hunsaker</b> AQUATICS FOR LIFE	
Huron-Clinton Metropolitan Authority	
*PRELIMINARY Opinion of Probable Construction Cost	
9/10/2021	
<u>ITEM</u>	<u>COST</u>
Lake Erie Park Pool	
Competition Lanes (8 lanes)	\$72,000.00
<i>Pool Subtotal</i>	\$72,000
Lake St. Clair	
Competition Lanes (5 lanes)	\$86,000
ADA Accessible Stairs	\$8,000
<i>Pool Subtotal</i>	\$94,000
<b>TOTAL AQUATICS COST ESTIMATE (Inflation &amp; general contractor mark-up not included)</b>	
	<b>\$166,000.00</b>
Contingency	20%
	<b>\$199,200.00</b>
<b>TOTAL AQUATICS COST ESTIMATE</b>	<b>\$200,000.00</b>

The Consultant has no control over the cost of labor, materials, equipment, or over the Contractor's methods of determining prices or over competitive bidding or market conditions. Opinions of probable cost are representative only of the Consultant's judgment as a design professional familiar with the construction industry. The Consultant cannot and does not guarantee that proposals, bids, or actual construction costs will not vary from its opinion of probable costs.

 <b>Councilman - Hunsaker</b> AQUATICS FOR LIFE	
Huron-Clinton Metropolitan Authority	
*PRELIMINARY Opinion of Probable Construction Cost	
9/10/2021	
<u>ITEM</u>	<u>COST</u>
Lake Erie Park Pool	
Competition Lanes (8 lanes)	\$72,000.00
<i>Pool Subtotal</i>	\$72,000
Lake St. Clair	
Competition Lanes (8 lanes)	\$136,000
ADA Accessible Stairs	\$8,000
<i>Pool Subtotal</i>	\$144,000
<b>TOTAL AQUATICS COST ESTIMATE (Inflation &amp; general contractor mark-up not included)</b>	
	<b>\$216,000.00</b>
Contingency	20%
	<b>\$259,200.00</b>
<b>TOTAL AQUATICS COST ESTIMATE</b>	<b>\$260,000.00</b>

The Consultant has no control over the cost of labor, materials, equipment, or over the Contractor's methods of determining prices or over competitive bidding or market conditions. Opinions of probable cost are representative only of the Consultant's judgment as a design professional familiar with the construction industry. The Consultant cannot and does not guarantee that proposals, bids, or actual construction costs will not vary from its opinion of probable costs.



## Future Renovation Considerations

When repairing, renovating, or replacing any Metropark aquatic facility, it is recommended that an extensive feasibility process be performed prior to engaging in design of a facility. The feasibility process should perform the following tasks:

- **Needs analysis** — a workshop protocol with community representatives to develop a list of priorities for the facility's uses and objectives
- **Analysis of existing providers** — research and analysis to determine the existing level of service at area facilities and the perceived need for the proposed facility
- **Market analysis** — an analysis of age groups, population density, incomes, and user groups to project attendance, fee schedules and appropriate programming
- **Facility concepts** — conceptual drawings and descriptions indicating a solution to accommodate the desired programming elements
- **Construction cost estimates** — itemized, site-specific cost projections for the "bricks and mortar" of structures and mechanical support equipment
- **Project cost estimates** — total costs including construction, site development and contingencies
- **Revenue and expense projections** — calculations based on the gathered data and analytical research; opinions of financial performance (e.g., positive, or negative cash flow)
- **Sources of funding** — a discussion of possible options to fund the facility
- **Design program analysis** — based on the conceptual designs, a more detailed assessment of the construction materials, techniques and specific equipment recommended for the proposed facility.

## Aquatic Feasibility Study Approach



### *Needs Assessment*

- Evaluate area providers
- Research area demographics
- Identify user groups
- Identify potential community partners
- Site analysis



### *Facility Program & Space Requirements*

- Develop schematic design options for programming
- Develop project cost estimates
- Confirm potential partnerships



### *Operations & Business Plan*

- Opinion of revenue
- Opinion of operating expenses
- Determine cash flow

### Infrastructure Priority Recommendations

Lake Erie Metropark Great Wave Pool and Lake St. Clair Metropark Pool are both passed their useful life and should be planned on being replaced within the next 10 – 15 years at the latest. Lake Erie Metropark Great Wave Pool has seen significant structural issues over the past few years and has not operated over the past few seasons. For these reasons, the Lake Erie Metroparks Great Wave Pool may need to be replaced more immediately.

When considering replacements for the Great Wave Pool or the Lake St. Clair Metropark Pool, the following design program considerations should be made based on the findings in the “State of Swimming” Report and the Metroparks Swim Program's overall goals to improve swimming ability and water competence within the Southeast Michigan Region. Additionally, specific infrastructure recommendations were desired with the ability to support accessible and inclusive swim programming. The following recommendations are categorized into High and Low Priority recommendations.

**High Priority** – meet the goals and objectives of improving swimming ability and water competence within the Southeast Michigan Region, and they meet the needs and desires identified by the community in the Public Swimming Survey.

**Low Priority** – Additional features that may add value to the aquatic center, but do not necessarily meet specific needs outlined in the swim program or survey results.

### High Priority Recommendations

The following recommendations are considered High Priority as they meet the goals and objectives of improving swimming ability and water competence within the Southeast Michigan Region, and they meet the needs and desires identified by the community in the Public Swimming Survey.

1. Indoor Aquatic Facility – Having an indoor aquatic facility that is owned and operated by the Metroparks would meet many of the goals of the Swimming Program and would provide a year-round “base” to conduct trainings and ready staff for the summer season. An indoor year-round aquatic facility meets the following needs:
  - a. Provides a facility that most people tend to frequent. In the survey, 67% of respondents swim at recreation centers or health clubs. Only lakes and ponds ranked higher at 70%.
  - b. Meets 5 of the top 6 items that would [increase respondent's participation](#) in swimming. More indoor swimming pools was 4<sup>th</sup> at 10%.
  - c. Meets goal #1 in the [Staffing](#) category for the Swim Program. Action item #2 is to find year-round facilities to partner with to offer training with the goal of the Metroparks becoming a training hub for the SE Michigan area. A year-round facility would allow the Metroparks to regularly hold training programs that would increase the ability of the Metroparks to staff their facilities and also provide trained staff for other aquatic facilities in the region. Additionally, a year-round facility could meet Action Item #5 by working with the American Red Cross to host IT academy trainings to provide more instructors and instructor trainers to the region.
  - d. Would provide a year-round location to offer low or no-cost swim lessons – working toward the goals of increasing water competency and swimming ability in the SE Michigan youth.

2. Recreation pool with various depths and amenities – Whether indoor or outdoor, a recreation-based pool with various depths and amenities would provide opportunities to meet virtually all goals of the Swim Program. Survey respondents who stated that they are afraid of the water or have a fear of drowning state that swimming is a pleasant way to cool down on a hot day and spend time with family and friends. Recreation pools with comfortable amenities and access points can help to make swimming more accessible to those that are currently afraid of the water or afraid of drowning. The recreation pool should include the following amenities:
  - a. Zero-depth or beach entry – this amenity provides easy access to the pool and provides a depth profile that usually ranges from 0 – 3.5 feet before getting into deeper areas of the pool. This profile makes it ideal for all community members, including non-swimmers who are still interested in the water and aquatic programs, to access the pool comfortably and safely.
  - b. Lap/Fitness Lanes – this space is generally between 3.5 – 4.5 feet deep to accommodate fitness programs, wellness programs, swim lessons and can serve as additional lane space for lap swimming or during competitions.
  - c. Ramp/Stair Access – These ingress and egress amenities make access to the pool easier for all users. Ramp entries, when designed properly, will meet ADA requirements as an accessible means of entry and exit.
3. Competition Pool/Training Lane Space – Lap Swimming tied for #2 in the “very interested” category for swimming programs in the 5-county area. Competition pools not only provide lane space for lap swimming and competitive swimming, but also provide open space for other deep water programs like kayak lessons, adult swim team swimming, lifeguard and water safety training and deep-water exercise classes.

The size required for a competition pool depends on the community supporting the pool and the programs that will be held at the pool. Community size, participating swim team size(s), and number of swimmers expected during prime-time swimming are all factors that go into sizing a facility. Unfortunately, this is too specific to be identified in this report but is part of the feasibility study process and would be identified prior to starting the design of the facility. The graphic below outlines how competition pools are generally sized due according to demographics.



## Low Priority Recommendations

The following recommendations are considered Low Priority as they may add value to the aquatic center. However, they do not necessarily meet the goals and objectives of improving swimming ability and water competence within the Southeast Michigan Region or the needs and desires identified by the community in the Public Swimming Survey.

1. Single purpose pools, or pools with minimal programming potential – Pools or aquatic features that have a single purpose and provide limited programming potential do not meet the needs of the swimming program goals and objectives. They may help to add recreational value and support the business of operating the aquatic center. Examples of these amenities include:
  - a. Wave pools – wave pools can now be engineered in shallower water to allow for additional programming, but this must be identified early in the design process. Traditionally, wave pools provide a more singular recreational use and can be too intense for some users. Wave pools are great capacity holders that can add attendance and revenue to the facility.
  - b. Spas/Hot tubs – spas and hot tubs meet the needs of the older populations and the wellness and therapy group but are generally too small to offer much value to other user groups.
  - c. Spraygrounds – spraygrounds are great features that provide play value for younger children without adding additional staff costs, as they do not need to be lifeguarded. Spraygrounds however do not offer any standing water and do not help to improve swimming and water competency.
2. Recreational features – recreational features provide value and “wow” factors for the users and help to drive revenue and attendance goals, but do not meet the goals of increasing swimming competency and ability within the region. They may help attract patrons to the facility that may not otherwise attend, introducing them to the programs and offerings of the facility. Examples of these features include:
  - a. Waterslides – Waterslides are great amenities that provide recreational and play value, but do not meet the goals of increasing swimming competency and swimming ability in the region. Waterslides provide an attractive recreational amenity that may bring additional users to the facility.
  - b. Artificial surf machines – these amenities are popular amongst the tween and teen age groups, but do not have enough standing water to provide swim instruction or aquatic training.
  - c. Current channels – these amenities meet the needs of the recreational and wellness user groups and can be used for water walking and general recreation, but are too small to hold swim lessons or other classes.
  - d. Play structures – play structures are usually designed within zero beach entry areas and are great for younger children and families. The amenities are highly sought after for aquatic centers, but do not specifically meet the needs of improving swimming ability and water competency.

This is not an exhaustive list of all pools or aquatic amenities but illustrates the need for extensive planning and community participation to ensure that the features and design of a new aquatic center will meet the needs of the community and the Metroparks.



# Swimming Program Goals and Action Plan

Once the information was gathered that makes up the “State of Swimming” report, Councilman-Hunsaker and the Metroparks shared the information with the Steering Committee to gather their thoughts and input and to create a list of goals and objectives related to the information gathered and the overall goal of improving swimming ability and water competence within the Southeast Michigan Region.

Councilman-Hunsaker offered suggestions regarding goals and objectives and first presented them to the committee over two meetings on November 17 and 18, 2021. At the meeting, Councilman-Hunsaker presented the “State of Swimming” report and the proposed goals and objectives to gather feedback from the group. Along with input from the committee, the following goal categories were created:

- Swimming Ability
- Water Competence
- Participation
- Program Focus Areas
- Staffing
- Raise Awareness of Inequities
- Current Facility Improvements

Along with each goal category, the committee proposed several goals. Each category and goal is expanded upon in the following sections. The chart below shows all 7 categories and the associated goals.

HCMA Swim Program Goals						
Swimming Ability	Water Competence	Participation	Program Focus Areas	Staffing	Raise Awareness of Inequities	Current Facility Improvements
90% of children can stop/exit the water on their own by age 9	Water safety taught in most schools	Increase access to scholarship programs	Increase vertical swim programs	Develop Metroparks in training hub in SE Michigan <ul style="list-style-type: none"> <li>○ Look for partners in all 5 counties</li> </ul>	Develop a SE Michigan Aquatics Board	Lake St. Clair improvements
Add open water swimming to competency list – more than 70% swim in lakes/ponds	Develop relationships with schools	Provide no/low-cost swim lessons		Get more area entities to submit for American Red Cross IT Academics	HCMA Marketing Department – Raising Awareness campaign	HCMA Aquatics Master Plan
		Acquire corporate sponsorships to fun program		Investigate transportation program to parks for training or staffing		Improvements for area facilities
		Investigate transportation programs (low priority)				
		Expand the “Swim in the D” program to more than 2 days				

Once the goals and objectives were agreed upon by the Steering Committee, a list of action plan items related to each goal was created. The action plan items long and short-term steps the Metroparks and partners can take to achieve the goals outlined in the program. Additionally,



Councilman-Hunsaker has included special action item considerations for some goals that may help to enhance the action steps and reach each goal.

HCMA Swim Program Goals						
Swimming Ability	Water Competence	Participation	Program Focus Areas	Staffing	Raise Awareness of Inequities	Current Facility Improvements
<b>Action Plan</b>						
Secure funding to expand the "Swim in the D" program.	Develop a list of schools/districts that are interested in swim instruction or swim safety curriculums.	Secure funding to expand the "Swim in the D" program.	Train instructors in other fitness modalities.	Register HCMA with the American Red Cross as an LTP. <ul style="list-style-type: none"> <li>Swim Instruction</li> <li>Lifeguard Training</li> </ul>	Develop marketing collateral for swimming campaign.	Lake St. Clair <ul style="list-style-type: none"> <li>Main drain renovations</li> <li>New pool lift</li> <li>Ramp/zero depth entry</li> <li>Bench seating</li> <li>LIV disinfection</li> <li>Lap lanes</li> </ul>
Expand "Swim in the D" program to continue year round.	Identify areas in school curriculums that can support swim safety training.	Expand "Swim in the D" program to continue year round.	Identify a spectrum of programs that meet facility specs.	Find year-round facilities to partner with an offer training. <ul style="list-style-type: none"> <li>Could be part of the "Swim in the D" Program.</li> </ul>	Create collateral that can be utilized by all swim facilities in the region.	Jake Erie <ul style="list-style-type: none"> <li>LIV disinfection</li> </ul>
Expand the program into the community: <ul style="list-style-type: none"> <li>Apartments</li> <li>Water fronts</li> <li>Metropark Pools</li> <li>Partner facilities</li> </ul>	Identify after school programs interested in participating.	Identify after school programs interested in participating.	Utilize outside vendors/contractors for some programs.	Create a "Junior Guard" program.	Utilize stats from annual/semi-annual swim program survey.	Willow Metropark Pool <ul style="list-style-type: none"> <li>LIV disinfection</li> </ul>
Create a process for annual/semi-annual swim program survey to track swim ability changes.	Provide in-class training collateral.	<b>Considerations:</b> Work with a sponsorship consultant to assist in acquiring corporate sponsorships.	Create a program plan for new programs and profitability goals.	Create an in-house training program within HCMA. <ul style="list-style-type: none"> <li>Lifeguarding</li> <li>Swim Instruction</li> </ul>	Create news media package.	Acquatics Master Plan: <ul style="list-style-type: none"> <li>Identify funding</li> <li>Issue RFP</li> <li>Create plan</li> </ul>
Submit course records for each swim session taught.	Provide pool session time changes.		Work with American Red Cross/HCMA/partners to host IT academy trainings.	Work with American Red Cross/HCMA/partners to host IT academy trainings.	Advertise in schools, radio, local news stations to coincide with "Swim in the D" program sign-ups.	Anna facilities: <ul style="list-style-type: none"> <li>Renovations or new facilities should start with feasibility/programming process</li> <li>Amenities should reflect goals of the facility/users</li> <li>Emphasize amenities that meet multiple-user groups</li> </ul>
<b>Considerations:</b> Register HCMA with the American Red Cross swim instruction program.			<b>Considerations:</b> Create marketing plan for social media marketing. <ul style="list-style-type: none"> <li>TikTok</li> <li>Instagram – reels <ul style="list-style-type: none"> <li>@Fbh2o</li> <li>@Roundrocklifeguards</li> <li>@Newbraunfelsaquatics</li> </ul> </li> </ul>		Expand the "brand" of "Swim in the D" to other area providers.	<b>Considerations:</b> Consider creating a funding/grant program through the SE Michigan Aquatics Board.
					Create a process for partnerships.	

## Swimming Ability

### Goals

There are two goals interested related to Swimming Ability in the Southeast Michigan Swim Program.

- Goal 1. 90% of children can stop and exit the water on their own by age 9.**
- Goal 2. Add open water swimming to competency list.**

Increasing the swimming ability of children and citizens in the Southeast Michigan area is a top priority of the Swimming Program. The Public Swimming Survey found that children in SE Michigan households become more proficient as they age. This was to be expected; however, it appears that after the ages of 10 – 13 years, improvements in swimming ability send to level off.

According to the data gathered in the survey, the ability of children to be able to enter and exit the water on their own tops out at the age of 9. 83% of respondents said their children can enter and exit the water on their own at that age. However, out of those only about 20% of people who are Black reported that their children can stop, turn around and swim towards the exit of the water on their own. This is a key safety skill taught in virtually all swim lesson curricula.

CHILDREN'S SWIMMING ABILITY BY AGE						
	< 4	4-5	6-9	10-13	14-17	18+
Can enter and exit the water on their own	54%	73%	83%	83%	83%	83%
Can put their entire head under the water on their own	41%	57%	73%	78%	82%	82%
Can stop, turn around and swim towards the exit of the water	17%	39%	64%	72%	77%	78%
Can float on their stomach or back, or tread water for about 1 minute	13%	27%	54%	69%	78%	81%
Can swim the length of a 25 yard pool without a life jacket	8%	10%	40%	73%	86%	88%
None of the above	40%	17%	7%	2%	1%	3%

\* Percentages total more than 100% because of multiple responses to the first 5 questions in the table.

The survey also found that 70% of swimmers used lakes and ponds to swim. This beat out all other categories of places people swim. Because of the number of people that swim in open water areas and the overall number of open water areas there are to swim at in Michigan, it made sense to add a goal of addition open water swimming to the list of skills the Swim Program would like to teach citizens of Southeast Michigan. By adding this skill as necessary for water competency, it will also be included in future surveys.



PLACES PEOPLE SWIM	
	% of respondents
Lake or pond	70%
Swimming pool at a recreation center (Local government or private health club, YMCA, etc.)	67%
Swimming pool when we travel (Hotel, condo, etc.)	55%
Swimming pool at a residence (House, apartment, condo, town house)	31%
High school or college	28%
River	13%

### Action Plan

In order to meet the goals outlined in the Swimming Ability category, the committee has agreed upon the following action items:

- Action Item 1. Secure funding to expand the “Swim in the D” program**
- Action Item 2. Expand “Swim in the D” program to continue year-round**
- Action Item 3. Expand the program into the community to apartments, waterfronts, Metropark pools, and partner facilities.**
- Action Item 4. Create a process for annual/semi-annual swim program survey to track swim ability changes**

Expanding the funding for the “Swim in the D” program will help with action item #2 and will allow for more children to take part in the program, which help to reach the goal of 90% of children able to stop and exit the water by age 9. Currently the “Swim in the D” program is offered only during the summer months, taking the program year-round would help to increase the number of children who are able to take part in the program and could also allow children to stay in the program longer which would help to increase their swimming abilities. Expanding the program to other community venues would serve two purposes. One, the program could be offered in more places that are closer to the students that need the services. Two, by also offering lessons at waterfronts, participants’ knowledge of natural bodies of water and their ability to swim safely in them can increase. Lastly, by creating a regular process for implementing subsequent swim surveys, the Metroparks can track their progress for completing each goal and modify or create new goals if necessary.

### *Special Considerations*

In addition to the above action plan items, Councilman-Hunsaker recommends that the Huron-Clinton Metroparks or other agencies that might provide swim lessons register as a Licensed Training Provider (LTP) of Learn-to-Swim programs with the American Red Cross. Additionally, course records should be entered to document swim lessons that were taught by the LTP organizations. In the future, this documentation may help reach other goals by:

1. Providing documentation enabling Water Safety Instructors to apply to become Water Safety Instructor Trainers.
2. Providing documentation on swim lesson offerings, opening the opportunity for funding through the American Red Cross Centennial Campaign.

### *Potential Partners*

The following partners could provide resources or assistance with the goals and action plan:

- HCMA
- Detroit Riverfront Conservancy
- City of Detroit
- American Red Cross
- Detroit Public Schools Community District
- Boy Scouts – To provide waterfront facilities
- YMCA - To provide waterfront facilities
- DNR/Belle Isle & Pontiac Lake
- Wayne County/Chandler Park Aquatic Center
- Oakland County Parks
- Rutherford Pool (Ypsilanti)
- Aqualyfe

## **Water Competency**

### *Goals*

Two goals are related to Water Competency in the Southeast Michigan Swim Program.

- Goal 1. Develop relationships with Southeast Michigan Schools**
- Goal 2. Have water safety programs taught in most schools**

Water competency means being able to anticipate, avoid, and survive common drowning situations, as well as recognizing and aiding those in need (U.S. Consumer Product Safety Commission (CPSC), 2020). To be able to increase water competency in the Southeast Michigan area, the committee felt the best way would be to develop relationships and partnerships with local schools to the potential for water safety and swim lessons taught at the grade school level. In addition to grade school, water safety programs, lifeguard training, and swim instructor training at the high school level could serve two purposes, One, to increase water competency in the high school age group, and two, to assist the region with training new lifeguards and instructors for area aquatic facilities.

There are already programs in other communities around the country that can serve as a model. The following are some examples:

#### City of Manistee, Michigan

The City of Manistee Police Department, along with the Great Lakes Water Safety Consortium and local schools, presented water safety information to students in first through 11<sup>th</sup> grade.

<https://www.manisteenews.com/news/article/Manistee-police-team-up-to-help-prevent-student-17203599.php>

#### Marysville Public Schools, Michigan

Rotarians from the Marysville Rotary Club read “Josh the Baby Otter” to 1<sup>st</sup> grade students at Morton Elementary and Washington Elementary.

<https://www.voicenews.com/2022/05/31/marysville-rotary-brings-lifesaving-message-of-josh-the-baby-otter-to-first-graders/>

#### Glen Rose ISD, Texas

The Somervell County Safety Coalition in partnership with Glen Rose ISD presented a Water/Summer safety day at Glen Rose Elementary. The presentations discussed safety tips for a number of activities including boating safety and wearing lifejackets.

<https://www.yourglenrosetx.com/2022/05/13/scsc-grisd-team-up-to-teach-water-safety-other-skills/>

#### McDonald County School District, Missouri

Bog Elk Floats and Camping in Pineville hosted a program at the Elk River to present water safety information to almost 400 students from third to eighth grades.

[https://www.joplinglobe.com/news/local\\_news/mcdonald-county-students-learn-river-safety-tips-ahead-of-summer/article\\_90f5d04a-d888-11ec-ac11-afa0bcbfe2d9.html](https://www.joplinglobe.com/news/local_news/mcdonald-county-students-learn-river-safety-tips-ahead-of-summer/article_90f5d04a-d888-11ec-ac11-afa0bcbfe2d9.html)

#### Hermiston School District, Oregon

The Hermiston School District offers free swim lessons for second graders at the Hermiston Family Aquatic Center. Over 350 students from five elementary schools participated in 2022. The program is taught over 5 lessons with the first class lasting two hours.

[https://www.nbcrightnow.com/news/hermiston-second-graders-can-learn-to-swim-for-free/article\\_335f881a-dca0-11ec-963d-8fe88efca9d3.html](https://www.nbcrightnow.com/news/hermiston-second-graders-can-learn-to-swim-for-free/article_335f881a-dca0-11ec-963d-8fe88efca9d3.html)

## High School Lifeguard Training Programs

There are several high school swim programs currently operating around the country. The lifeguard program is offered over a semester with students earning a PE credit in addition to certifications. In many instances, this long-form setting can help students who might not otherwise pass a traditional shorter lifeguarding course, especially those students who need additional training and help with basic swimming skills.

[https://www.aquaticsintl.com/lifeguards/how-high-school-lifeguarding-curricula-may-supply-the-answer-to-recruitment-woes\\_o](https://www.aquaticsintl.com/lifeguards/how-high-school-lifeguarding-curricula-may-supply-the-answer-to-recruitment-woes_o)

<https://www.nrpa.org/parks-recreation-magazine/2016/june/swimatx-an-innovative-lifeguard-training-program/>

<http://www.thevillagernewspaper.com/2019/02/18/inaugural-aquatics-lifeguard-training-class-has-three-rrhs-students-earn-certifications/>

### Action Plan

In order to meet the goals outlined in the Water Competence category, the committee has agreed upon the following action items:

**Action Item 1. Develop a list of schools/districts that are interested in swim instruction -or- swim safety curriculums**

**Action Item 2. Identify areas in school curriculums that can support swim safety training**

**Action Item 3. Identify after-school programs interested in participating**

**Action Item 4. Provide in-class training collateral**

**Action Item 5. Provide pool session time**

In order to meet the goals under Water Competency, a step-by-step process was proposed. Action items 1 – 3 could potentially happen simultaneously. Once the schools and after-school or other programs are identified, one or several water safety training programs can be implemented depending on the needs of each school. Stop Drowning Now is an organization that provides curriculum information and collateral to educators for free on their website.

Additionally, to provide some hands-on practice and experience, pool session times will need to be secured and coordinated in areas that will make sense geographically with each school program.

### Potential Partners

The following partners could provide resources or assistance with the goals and action plan:

- HCMA
- Detroit Riverfront Conservancy
- City of Detroit
- [Stop Drowning Now](#)
- Detroit Public Schools Community District
- Ja'Von Waters - Aqualyfe



- American Red Cross (Whale tales, CPR)

## Program Participation

### Goals

There are five goals related to Participation in the Southeast Michigan Swim Program.

- Goal 1. Increase access to scholarship programs**
- Goal 2. Provide no/low-cost swim lessons**
- Goal 3. Acquire corporate sponsorships to fund program**
- Goal 4. Investigate transportation programs**
- Goal 5. ~~Expand the “Swim in the D” program to more than 2 days per week~~**

One of the goals the Metroparks felt was important to the program from the beginning was to encourage program sign-ups in targeted populations and geographic areas. This led to the Participation category and related goals. The goals identified would all currently serve the “Swim in the D” program and expand the participation in the program.

Goal #5 is currently being accomplished in 2022 with classes offered several days throughout the week.

### Action Plan

In order to meet the goals outlined in the Participation category, the committee has agreed upon the following action items:

- Action Item 1. Secure funding to expand the “Swim in the D” program**
- Action Item 2. Expand “Swim in the D” program to continue year-round**
- Action Item 3. Identify after-school programs interested in participating**

In order to increase access to the “Swim in the D” and scholarship programs, the Metroparks would need to secure additional funding to expand the program. This additional funding was part of the action items in the Swimming Ability category and would help to also increase participation.

---

### EXAMPLE PROGRAM

*Greensboro Aquatic Center in Greensboro, North Carolina. The Greensboro Sports Council announced the Matt Brown Learn-to-Swim Endowment in 2017 with the goal of raising enough money to fully fund the Learn-to-Swim program annually.*

*The Learn-to-Swim program’s goal is to teach every second-grade child in Guilford County public schools to swim. The county has over 5,600 2nd-grade students, and the annual cost to run the program is estimated to be \$230,000. According to the Greensboro Aquatic Center website, current funding levels allow for about 23% of the second graders to participate.*

---



Action items 2 and 3 are part of Swimming Ability and Water Competence, and also would help to increase participation in swimming programs. After-school programs that may be interested in participating in water safety programs, may also be interested in swim lessons for their students. Transportation programs would need to be harnessed to transfer students from schools or afterschool sites to pools and aquatic facilities. It did not appear that lack of transportation was a major issue for most other swim participants, as the survey found that only about 1% of respondents did not have reliable transportation to swimming opportunities in the area.

### *Special Considerations*

In addition to the above action plan items, Councilman-Hunsaker recommends working with a local sponsorship consultant to assist in acquiring corporate or private sponsorships.

### *Potential Partners*

The following partners could provide resources or assistance with the goals and action plan:

- HCMA
- Detroit Riverfront Conservancy
- City of Detroit
- American Red Cross
- USA Swimming Foundation
- Sport Ability – RIM
- Detroit Public Schools Community District
- Detroit Swims (YMCA)

## Program Focus Areas

### *Goals*

The Program Focus Area category refers to focusing on specific aquatic programs to assist in increasing participation in aquatics throughout the Southeast Michigan area.

#### **Goal 1. Increase “vertical” or alternate swim and aquatic programs.**

The swim survey identified about 9% of respondents that did not identify themselves as swimmers, but do enjoy water exercise. Of those respondents, 29% were Detroit residents, 34% were Black, 31% were people of color, and **46% were those afraid of the water or had a fear of drowning.** These figures make it clear that there is a whole population of potential users that are interested in the water, but for programs other than traditional swimming.

### *Action Plan*

In order to meet the goal of increasing “vertical” or alternate swim and aquatic programs, the committee has agreed upon the following action items:

- Action Item 1. Train instructors in other fitness modalities**
- Action Item 2. Identify a spectrum of programs that meet facility specs**
- Action Item 3. Utilize outside vendors/contractors for some programs**
- Action Item 4. Create a program plan for new programs and profitability goals**

To be able to provide alternative programs, aquatic facilities will need to either train their current instructors in other fitness modalities and programs and/or utilize outside vendors to provide programs. In the [Wellness and Therapy](#) user group section [Aquatic Exercise Trends](#) has examples of several aquatic exercise programs and [Vertical Aquatic Programs](#) have examples of programs geared specifically towards those that want to keep their face out of the water and may have a fear of the water.

### *Potential Partners*

The following partners could provide resources or assistance with the goals and action plan:

- HCMA
- Sports Ability – RIM
- Ja'Von Waters - Aqualyfe

## Staffing

### *Goals*

There are three goals related to the Staffing category in the Southeast Michigan Swim Program.

**Goal 1. Develop Metroparks in a training hub in SE Michigan**

**a. Look for partners in all 5 counties**

**Goal 2. Get more area entities to submit for American Red Cross IT Academies**

**Goal 3. Investigate transportation programs to parks for training or staffing**

As discussed in the [Staffing Challenges](#) section of the [Challenges and Barriers for Swim Instruction and Water Competence Programming](#) section, the Southeast Michigan region as a whole shares the same current difficulties with staffing as does the rest of aquatics in the United States along with other industries. The goals agreed upon by the committee assist in creating more opportunities for training and build a larger competent aquatic workforce in the Southeast Michigan area.

### *Action Plan*

In order to meet the goals outlined in the staffing category, the committee has agreed upon the following action items:

**Action Item 1. Register HCMA with the American Red Cross as an LTP**

- Swim Instruction
- ~~Lifeguard Training~~

**Action Item 2. Find year-round facilities to partner with and offer training**

- Could be part of the “Swim in the D” Program.

**Action Item 3. Create a “Junior Guard” program**

**Action Item 4. Create an in-house training program within HCMA**

- Lifeguarding
- Swim Instruction

**Action Item 5. Work with American Red Cross/HCMA/partners to host IT academy trainings**

The Metroparks is already registered with the American Red Cross as a Licensed Training Provider for the American Red Cross Lifeguard Program. As such, part of Action Item 1 is already complete. In addition to registering as a Lifeguard program LTP, the Metroparks can register as a Learn to Swim LTP if and when Metroparks staff start to offer swim lessons.

In addition to being a training provider, the Metroparks may partner with area facilities to offer year-round Lifeguard Training or Swim Instruction. Offering additional classes and certifications could potentially serve as an expansion of the “Swim in the D” program.

As the Metroparks increases its training capabilities, they should work with local partners and facilities to host American Red Cross Instructor Trainer (IT) Academies. Red Cross Instructor Trainer Academies are training programs offered by the American Red Cross to certify seasoned instructors in the skills required to train American Red Cross Instructors. This training course is only offered through the American Red Cross and is offered in areas where there are enough local instructors who have applied for the course. An IT Academy has not been offered in the Southeast Michigan Area in several years because there have been very few applicants applying to the program from the area. As the Southeast Michigan Area trains new instructors, those instructors can then in turn apply to the IT Academy. Once enough have applied, the Metroparks can work with other area partners to find facilities to host IT Academies. This constant circulation of training new instructors helps to ensure adequate staffing for all aquatic facilities in the area.

### *Special Considerations*

In addition to creating a robust training program and establishing the Metroparks as a training hub in the area, Councilman-Hunsaker recommends that the Metroparks create a marketing plan for social media marketing to attract potential employees. Organizations that have year-round established social media campaigns tend to be able to attract employees easier and have a regular pipeline of applicants. It is recommended that the Metroparks concentrate on social media outlets that are popular within the 15 – 21-year-old age group, who make up the majority of lifeguards. Currently, those platforms are TikTok and Instagram, however, they are likely to change regularly. The following Instagram accounts are recommended examples:



[@Fbh2o](#)



[@Roundrocklifeguards](#)



[@Newbraunfelsaquatics](#)

### *Potential Partners*

The following partners could provide resources or assistance with the goals and action plan:

- HCMA

- American Red Cross
- SJ Aquatics

## Raising Awareness of Inequities

### Goals

There are two goals related to the Raising Awareness of Inequities category in the Southeast Michigan Swim Program.

**Goal 1. Develop a SE Michigan Aquatics Board**

**Goal 2. HCMA Marketing Department – Raising Awareness campaign**

In order to continue the process that this Swimming Program Development Plan has started and to continue to raise awareness of the inequities in swimming in the region the goals of creating a Southeast Michigan Aquatics Board and a specific marketing campaign by the Metroparks were agreed upon by the committee. The Southeast Michigan Aquatics Board would help to consolidate the needs and goals of all aquatic facilities in the Southeast Michigan area and serve as an advisory board for the continuation of the Southeast Michigan Swimming Program.

### Action Plan

In order to meet the goals outlined in the staffing category, the committee has agreed upon the following action items:

- Action Item 1. Develop marketing collateral for swimming campaign.**
- Action Item 2. Create collateral that can be utilized by all swim facilities in the region.**
- Action Item 3. Utilize stats from annual/semi-annual swim program survey**
- Action Item 4. Create news media package**
- Action Item 5. Advertise in schools, radio, local news stations to coincide with “Swim in the D” program sign ups.**

The Metroparks currently assist in marketing the Swim in the D program at the start of the summer; however, additional marketing throughout the year should be considered. This is especially important as the program expands into a year-round program. Additionally, the Metroparks can develop marketing collateral for the Swim in the D campaign. The additional marketing items can be housed online and available to any entity that would like to use them. The items should speak to the specific inequities that are apparent in the aquatic industry and in the Southeast Michigan area. As additional surveys are performed to update the benchmarks established during this process, the marketing collateral can utilize these updated stats.

In addition to collateral available to swimming facilities, news media packages can be created to assist the media in stories related to drownings, swimming, or water safety. Once these are created, they can be ready to send to news outlets as new stories emerge.

Lastly, the Metroparks should continue its advertising campaign to coincide with Swim in the D program signups, especially as it expands year-round. As the Metroparks advertise for the Swim in the D program, it should continue to advertise the statistics and facts regarding the

inequities in swimming and how the City of Detroit, the Metroparks and its partners are helping to improve equality.

### *Considerations*

In addition to the above action plan items, Councilman-Hunsaker recommends expanding the “brand” of the Swim in the D program to allow other area providers to “sponsor” the program by advertising materials on the inequities in aquatics and by providing their own low or no cost swim programs. To do this, it’s recommended that the City of Detroit and the Metroparks work to create a process for additional partnerships that may help to expand the Swim in the D brand, without a monetary donation to the City of Detroit.

### *Southeast Michigan Aquatics Board Members to Consider*

- Michigan Recreation and Park Association
- Ja’Von Waters - Aqualyfe
- SJ Aquatics
- Lynda Jeffries
- Katie Kowalski – Huron-Clinton Metropolitan Authority
- David Pitts
- Sheldon Spillor
- Douglas Brooks
- Miklos Valdez – Councilman-Hunsaker

### *Potential Partners*

The following partners could provide resources or assistance with the goals and action plan:

- Diversity in Aquatics
- International Water Safety Foundation
- American Red Cross
- Swim lesson providers
- Zac Foundation

## Improvements to Current Facilities

### *Goals*

There are three goals related to the Improvements to Current Facilities category in the Southeast Michigan Swim Program.

**Goal 1. Current HCMA facility improvements**

**Goal 2. HCMA Aquatics Master Plan**

**Goal 3. Improvements for area facilities**

The goals related to current Metroparks facilities can also be found in the [Huron-Clinton Metropolitan Authority Facility Review](#). In addition to the current facility improvements, several of the facilities are aging and should be considered for replacement. Since there are several facilities that would require replacement, and the Metroparks are considering how best to meet the goals of the Southeast Michigan Swimming Program Plan, the Metroparks should also consider conducting a system-wide Aquatics Master Plan. This master plan will consider Metroparks’s goals and objectives for the future of its aquatic program and provide recommended facilities and amenities to meet those goals. Additionally, the master plan will

consider how the facilities work as a system to complement each other and work with the other area providers so as not to duplicate offerings. Lastly, other area facilities may use the recommendations in this report when considering new facilities or improvements to their own facilities.

### *Action Plan*

In order to meet the goals outlined in the staffing category, the committee has agreed upon the following action items:

#### **Action Item 1. Lake St. Clair**

- **Main drain renovations**
- **New pool lift**
- **Ramp/zero depth entry**
- **Bench seating**
- **UV disinfection**
- **Lap lanes**

#### **Action Item 2. Lake Erie**

- **UV disinfection**

#### **Action Item 3. Willow Metropark Pool**

- **UV disinfection**

#### **Action Item 4. Aquatics Master Plan:**

- **Identify funding**
- **Issue RFP**
- **Create plan**

#### **Action Item 5. Area facilities:**

- **Renovations or new facilities should start with feasibility/programming process**
- **Amenities should reflect goals of the facility/users**
- **Emphasize amenities that meet multiple user groups**

All of the current Metropark facilities can benefit from secondary disinfection systems like UV. While Lake Erie and Willow Metropark pool have spray features that necessitate secondary disinfection systems, Lake St. Clair does not. However, secondary disinfection systems help with overall water quality and can assist in disinfection after an accidental fecal release. In addition to secondary disinfection, Lake St. Clair Metropark pool has several additional items that would help to make it a more attractive pool for all user groups.

As repairs and renovations get underway, it is also recommended that the Metroparks perform an Aquatic Master Plan to plan for the future of its aquatic programs. A single facility feasibility study can cost anywhere between \$30,000 and \$50,000 or more depending on the scope of the study. Similarly, systemwide master plans tend to cost \$120,000 or more depending on scope.



As area organizations bring on new facilities or renovate existing facilities, a feasibility study should be part of the process. This study will help to identify and reflect the goals of the facility and its users so the facility can be better designed to meet those goals. Additionally, facilities can emphasize amenities that will meet the needs of multiple user groups to allow for comprehensive aquatic programming.

### *Special Considerations*

During committee meetings, it was discussed that many regional organizations do not have the funds to adequately maintain their facilities. As a result, pools fall into disrepair and are taken off-line. To help mitigate this, a grant program through the future Southeast Michigan Aquatics Board could be established to provide capital funding for maintenance at area facilities.

### *Potential Partners*

The following partners could provide resources or assistance with the goals and action plan:

- HCMA
- SE Michigan Aquatics Board

## References

- Boaters, L. S. (2020, January 15). *History of Lake St. Clair Metropark*. Retrieved from Facebook: <https://m.facebook.com/media/set/?set=a.1657472637728318&type=3>
- Cincinnati Children's. (2019, 04). *Growth, Range of Height and Weight*. Retrieved from Cincinnati Children's: <https://www.cincinnatichildrens.org/health/g/normal-growth>
- Griffiths, T. E., Griffiths, R., & Sempsrott, J. M. (2018, June). *Emergency Medicine News: June 2018 - Volume 40 - Issue 6 - p 23*. Retrieved from Emergency Medical News: [https://journals.lww.com/em-news/fulltext/2018/06000/special\\_report\\_\\_drownings\\_among\\_older\\_swimmers\\_on.4.aspx](https://journals.lww.com/em-news/fulltext/2018/06000/special_report__drownings_among_older_swimmers_on.4.aspx)
- Julie Gilchrist, M., & Erin M. Parker, P. (2014, May 16). *Morbidity and Mortality Weekly Report*. Retrieved from Centers for Disease Control and Prevention: <https://www.cdc.gov/mmwr/preview/mmwrhtml/mm6319a2.htm>
- Michigan Lakes & Streams Association, Inc. (2020). *Managing Our Inland Lakes*. Retrieved from MLSA: <https://mymlsa.org/lake-and-watershed-management/managing-our-inland-lakes/#:~:text=There%20are%2062%2C798%20inland%20lakes,acres%20or%20more%20in%20size.>
- Miller, C. (2021, August 23). *Risk of drowning more prevalent in the summer months | The Numbers Racket*. Retrieved from Pennsylvania Capital-Star: <https://www.penncapital-star.com/health-care/risk-of-drowning-more-prevalent-in-the-summer-months-the-numbers-racket/>
- U.S. Consumer Product Safety Commission (CPSC). (2020, February 25). *What Is Water Competency?* Retrieved from Pool Safety: <https://www.poolsafely.gov/blog/what-is-water-competency/#:~:text=According%20to%20longtime%20Pool%20Safely,water%20smarts%20and%20helping%20others.>
- USA Swimming. (2022). *Learn to Swim*. Retrieved from USA Swimming: <https://www.usaswimming.org/parents/learn-to-swim>



# Appendix A: SE Michigan Swimming Program Survey Full Report

## **HURON-CLINTON METROPARKS**

### **5-COUNTY RECREATION SURVEY**

*Prepared by:*

Left Brain Concepts, Inc.  
Lakewood, Colorado  
&  
Counsilman-Hunsaker  
Dallas, Texas

**October 2021**

## TABLE OF CONTENTS

Background.....	1
Key Findings.....	3
Conclusions & Recommendations.....	6
Swimming background / Swimming ability.....	8
Children living in the household?.....	10
Children’s swimming ability by age.....	10
Frequency of swimming.....	12
Places people swim.....	14
Reaction to places to change clothes.....	15
Importance of swimming to household members.....	17
Interest in learning to swim / Improving swimming ability.....	18
What people enjoy about swimming / What might interest non-swimmers.....	20
Interest in swimming programs in the 5-county area.....	21
Reaction to swimming opportunities in the area.....	24
Feeling welcome / Safety / Comfort at swimming venues.....	26
Increasing participation in swimming.....	28
Demographics.....	30
Appendix A – Survey instrument	

## BACKGROUND

This report presents the findings of a survey of residents of Livingston, Macomb, Oakland, Washtenaw, and Wayne counties on behalf of the Huron-Clinton Metropolitan Authority (HCMA). The survey is part of a HCMA swimming programming plan in coordination with partner recreation programs in the 5-county area with the goal of enticing non-swimmers to begin to swim and to improve the swimming ability among people who already swim. A vital concern of the plan is to address people's fear of the water and of drowning. The plan is being completed by Counsilman-Hunsaker, a consulting firm that specializes in aquatics. The survey was managed by Left Brain Concepts, Inc., a Denver-area research firm.

The survey determined 5-county area residents':

- ✓ Background in swimming
- ✓ Among adults and children who swim:
  - Their swimming ability
  - How frequently they swim
  - Where they swim
  - The importance of swimming relative to other activities
  - Their interest in improving their swimming ability
  - The benefits they receive from swimming
- ✓ Interest among non-swimmers and their children in learning to swim
- ✓ Among non-swimmers, the benefits of swimming that might appeal to them
- ✓ Swimmers' and non-swimmers' interest in potential swimming programs
- ✓ Barriers to increasing swimming activity because of:
  - Limited access to swimming facilities
  - High or unacceptable fees at water venues
  - Insufficient number of instructors at water facilities
  - Limited staffing at water venues
  - Fear of being in the water
  - Fear of being on the water in boat, canoe, or kayak
  - Feeling unwelcome at water venues
  - Unsafe conditions at water venues
- ✓ The things that would increase peoples' swimming activity
- ✓ Demographics

### Survey distribution

The survey was conducted electronically from early July through September 2021. The survey was publicized extensively by HCMA throughout the 5-county area. Specifically, HCMA distributed a flyer with a QR code that linked to the survey to Metroparks and other swimming and recreation facilities and at libraries and community centers; a link to the survey was placed on Huron-Clinton Metroparks' webpage; a press release was sent to all media in the 5-county area; the survey was publicized on eight of HCMA's social media posts with a link to the survey; yard signs with QR codes were placed at all Metroparks locations and community partners; stories about the survey were written and published in local newspapers; hard copies of the survey were made available to recreation-related organizations in the 5-county area; the survey was regularly publicized to all Metroparks staff; the survey was announced in the July, August and September Metroparks e-newsletter to its 80,000 subscribers; an article was published in the Detroit News and C&G Newspapers about the initiative and survey.



Electronic-only surveys

Electronic-only surveys for local government have become very common, especially on surveys that guide recreation planning. While community surveys are still conducted by mailing to every nth (or every) household in a jurisdiction, electronic-only surveys are being used more and more. That is because that while there is no more defensible methodology than mailing surveys to a random sample of households in a community, many people who do not have an interest in recreation do not respond to Postal Service surveys. Thus, a strong argument can be made that the respondents to an electronic-only survey publicized by the local government is the same as with a mailed survey.

Survey management

The survey was managed by Left Brain Concepts, Inc., a Denver-area market research and marketing consulting firm. Results were compiled, analyzed and this report prepared by Left Brain. The survey was written by Left Brain, Councilman-Hunsaker and senior staff at the Huron-Clinton Metropolitan Authority.

Data analysis

As is common in survey research, the distribution of population from the six geographies in the survey was adjusted to mirror the actual population distribution, based on the 2020 census as shown below. This was done to assure that the results of the survey are representative of people in the 5-county area.

	<b>2020 census</b>	<b>Percent</b>
Livingston	193,866	4%
Macomb	881,217	20%
Oakland	1,274,395	28%
Washtenaw	372,258	8%
Wayne – Other	1,154,450	26%
Wayne – Detroit	639,111	14%
Total	4,515,297	100%

A total of 1,010 surveys were completed. The maximum margin of error for a sample of 1,010 is  $\pm 3.1\%$  at the 95% level of confidence. Responses to the survey were analyzed by the following variables.

- ✓ Six areas of residence – 5 counties and residents of Detroit
- ✓ Households with and without children
- ✓ Gender
- ✓ Race
- ✓ Household income
- ✓ Swimming background (1) Afraid of the water and/or concerned about drowning, (2) never swam or swam years ago, (3) people who splash around in the water, (4) swimmers
- ✓ People who do not swim in either warm or cold weather months vs. all others

## KEY FINDINGS

**Swimming background / Swimming ability:** The top three responses were that people swam competitively in high school, college or beyond (38%), that people are casual, recreational swimmers (33%) and that respondents are more serious but still recreational swimmers (27%). There were many responses from casual swimmers; 17% said they splash around in the water, 11% engage in water exercise programs, and 8% said they exercise in the water for physical therapy. The survey also attracted responses from people who swam years ago but are not currently swimming (8%), area residents who are concerned about the possibility of drowning (8%), those who have never swam (3%), people who are scared to death of the water (1%) and people who once were concerned about the possibility of drowning but are no longer concerned (1%).

As was expected at the beginning of this initiative, residents of Detroit, people of color – especially Blacks, are less proficient swimmers than people in other demographics.

**Children living in the household:** About half (56%) of the respondents have children living with them. The remaining 44% do not.

**Children's swimming ability by age:** As would be expected, swimming proficiency increases as children get older. Proficiency particularly increases from ages 4-5 to 6-9. Another big increase occurs from 6-9 to 10-13. There is considerably less improvement from ages 10-13 to 14-17 and from 14-17 to children 18 and older.

**Frequency of swimming:** Not surprisingly, people swim more in warm weather months than during cold weather months. For example, for those who swim 1-3 times a month, 32% swim in warm weather months but only 15% swim in cold weather months. But the differences were not as stark among people who swim one to three times a week (35% warm weather vs. 27% cold weather) and those who swim 4-7 times a week (22% warm weather vs. 15% cold weather). The percentage of people who do not swim at all is much higher in cold weather months (43%) than warm weather months (11%).

Detroit residents, people of color – especially Blacks, and people in lower income households swim less than people in other demographics.

**Places people swim:** The most frequented are lakes and ponds (70%), pools at recreation centers and health clubs (67%) and pools at hotels and condos when people travel (55%). Less used are pools at private residences (31%), pools at high schools or colleges (28%) and rivers (13%).

**Reaction to places to change clothes:** Only 36% are satisfied with places to change clothes, places to shower (31%) and places to secure valuables (30%). Amenities people would like to see added are lockers (47%), places to change clothes (41%) and showers (39%). About a third (38%) reported they go to swimming venues in their swimming attire.

**Importance of swimming to household members:** Swimming is the most important recreational activity for 29% of families, tied for the most important for 33%, and an occasional activity for 27% of the households. Swimming is less important to people of color, especially Blacks, than people in other demographics.

**Interest in learning to swim / Improving swimming ability:** About two-thirds (69%) of the adults reported that they are very or somewhat interested in learning to swim or improving their swimming abilities. The percentage of combined very and somewhat interested increases to 77% for interest in having their children learn to swim or improve their swimming ability.

Detroit residents, people of color, especially Blacks, are more interested in their learning to swim than people in other demographics.

**What people enjoy about swimming / What might interest non-swimmers:** The things that people enjoy about swimming that reached a 60% or higher mention were that swimming is good for cardiovascular fitness (70%), that it provides a total body training (66%), that swimming is a relaxing and peaceful form of exercise (66%), that it is good for stress relief (64%), that it provides a pleasant way to cool down on a hot day (61%), and that swimming has less joint impact and stress (60%). But only 35% noted that water is easily accessible to them at pools, beaches, lakes, and rivers.

People who are afraid of the water and/or have a fear of drowning were more likely than avid swimmers to state that swimming provides a pleasant way to cool down on a hot day, and, that swimming is a pleasant way to spend time with family and/or friends.

**Interest in swimming programs in the 5-county area:** People were given a list of 18 existing or potential programs and asked to rate their level of interest. The programs that received ratings of very interested of 25% or more were water exercise (34%), water yoga classes (33%), lap swimming (33%), child lessons (32%), water therapy & rehabilitation (28%), receiving education in water safety (27%), kayak lessons (26%), and adult swim team swimming (25%).

The demographic groups that are more interested in many of the existing or potential programs are residents of Detroit, people of color – especially Blacks, people in lower income households, those who are afraid of the water and/or have a fear of drowning, and those who do not swim or rarely swim.

**Reaction to swimming opportunities in the area:** The top three responses were that hours at swimming venues do not work into people's schedules (34%), water venues are too far from their homes for them to participate (28%) and fees at water venues are higher than people want to pay (27%). These sub-questions were deliberately posed with a negative slant. Thus, it should be interpreted that hours at swimming venues **do** work into people's schedules (66%), water venues are **not** too far from people's homes for them to participate (72%) and fees at water venues are **not** higher than people want to pay (73%).

**Feeling welcome / Safety / Comfort at swimming venues:** People were given seven questions and asked to respond on a scale of strongly agree, somewhat agree, somewhat disagree, and strongly disagree. When combining responses of somewhat disagree and strongly disagree, negative ratings ranged from 8% to 15% for five of the seven issues queried. Respondents disagreed the most that swimmers are respectful of others at swim venues (23%) and that people swim safely for themselves (24%).

**Increasing participation in swimming:** People were asked on an open-ended basis the things that would increase their participation in swimming. Twenty-six things were mentioned by at least 1% of respondents. The top six were closer water venues (20%), offering adult swim lessons (13%), more lap swim times (11%), more indoor swimming pools or the ability to use pools at high schools (10%), expanding hours at swimming facilities (9%), and lower fees (9%).

### **Demographics**

**Adults & children in the household:** Half (49%) of the respondents are part of households that have two or more adults and children, 31% of the households represented have two or more adults with no children, 14% were single adults with no children and 6% were single adults with children.

**Gender:** Most (70%) of the respondents were women, 29% were male and 1% identify themselves as non-binary.

**Race / Ethnicity:** Four in five (79%) of the respondents were Caucasian, 12% were African American, 3% were of multiple races, 3% were Hispanic or Latino, and 2% were Asian or Pacific Islander.

**Household income:** One in ten (11%) of the respondents reported household incomes of under \$50,000, 35% noted incomes of \$50,001 to \$99,999 and 54% indicated household incomes of \$100,000 or more.

**Contact information:** A total of 327 people provided their contact information. Five of these gave only their email addresses. The sub-sample of 327 represents 32% of the 1,010 respondents to the survey.



## **CONCLUSIONS & RECOMMENDATIONS**

### **Representative sample**

The survey generated a representative sample of residents in the 5-county area, including residents of Detroit. While respondents' area of residence was adjusted to the 2020 census, this is very common in survey research. Also, while surveys more specific in nature such as recreation always attract people who have an interest in the topic as opposed to surveys that assess delivery of all government services, HCMA's survey successfully attracted avid swimmers to non-swimmers including people who have a fear of water and/or a fear of drowning.

There was also the concern that the surveying process would not generate a sufficient sample size to be representative of residents of the 5-county area. And worse, that the process would not generate large enough sub-samples for Left Brain to determine if there are differences in views of swimming in demographic groups. However, HCMA's efforts to publicize the survey generated sufficient total sample and sub-samples of people in all five counties, Detroit, people of color, low income households, people with and without children, and again, a range of experience, ability, and interest in swimming.

### **Including all demographics**

Another concern in this survey was that even if the target demographics were brought into the survey, that they would not be interested in swimming. That did not turn out to be the case either. While some people might have expressed an interest in swimming programs because they might feel it was the right thing to say – like making New Year's resolutions – that is not the situation either because there was a wide range of percentages of people's stated interest in swimming programs.

### **Baseline data**

Because of the two issues above and because of the number of questions posed on the survey, the survey delivered one of the objectives of the survey of generating baseline data on swimming. The survey determined adults' and children's swimming ability and finger-on-the-pulse of swimmers and non-swimmers regarding how often people swim, where they swim, the importance of swimming in people's lives, interest in learning to swim or improving swimming proficiency, interest in swimming programs, reaction to swimming venues and suggestions from people as to what would entice them to swim or swim more.

### **Barriers to learning to swim**

For some people in the 5-county area, the barriers to learning to swim of the availability of swimming venues, hours of facilities and interest in swimming will never be overcome. While some people will never be interested in swimming, or other recreation activities for that matter, 69% of the respondents reported that they are very or somewhat interested in learning to swim or improving their swimming abilities. And again, the target audiences of Detroit residents, people of color and specifically Blacks are more interested in learning to swim than people in other demographics.

**Serving swimmers better / Attracting non-swimmers**

There are a number of activities that HCMA can implement that will better serve people who already swim and attract infrequent and non-swimmers.

Based on input of area residents, adding amenities of lockers, places to change clothes and showers will better serve all stakeholder groups.

To reach many people who are afraid of the water and/or have a fear of drowning, making life vests available will entice many to start swimming.

HCMA should offer programming that people stated the greatest interest of water exercise, water yoga classes, lap swimming, child lessons, water therapy & rehabilitation, receiving education in water safety, kayak lessons, and adult swim team swimming. The target demographics of residents of Detroit, people of color – especially Blacks, people in lower income households, those who are afraid of the water and/or have a fear of drowning, and those who do not swim or rarely swim are even more interested in these programs.

**Messaging**

The messaging that will be the most effective in increasing swimming activity are the things that avid swimmers, infrequent and non-swimmers voiced for why they swim and what they feel they would benefit from swimming; cardiovascular fitness, total body training, that swimming is a relaxing and peaceful form of exercise, stress relief and that swimming has less joint impact and stress.

Many people who are afraid of the water and/or have a fear of drowning view swimming as a pleasant way to cool down on a hot day, and that swimming is a pleasant way to spend time with family and/or friends. That is, many infrequent and non-swimmers define swimming more as splashing around in the water where they can stand with their heads above water.

Responding to the concern that some people have about the distance to swimming venues, and, to some extent, people's stated comfort at urban, suburban, and rural swimming sites, the location of swimming venues should be publicized to people in their communities.

**Building on success stories**

HCMA should learn about and build on success stories of other organizations that are also charged with serving swimmers and attracting infrequent and non-swimmers – especially people of color, inner city people and low income people.



## SWIMMING BACKGROUND / SWIMMING ABILITY

*Question: How would you describe your **background in swimming** – either in a pool, lake, river, or pond? (Check all that apply)*

### **Overall findings**

The top three responses were that people swam competitively in high school, college or beyond (38%), that people are casual, recreational swimmers (33%) and that respondents are more serious but still recreational swimmers (27%). However, there were many responses from casual swimmers; 17% said that they splash around in the water, 11% engage in water exercise programs and 8% said they exercise in the water for physical therapy. The survey also attracted responses from people who swam years ago but are not currently swimming (8%), area residents who are concerned about the possibility of drowning (8%), those who have never swum (3%), people who are scared to death of the water (1%) and people who formerly were concerned about the possibility of drowning but are no longer concerned (1%).

### **Differences by demographics**

As was expected at the beginning of this initiative, residents of Detroit, people of color, especially Blacks, are less proficient swimmers than people in other demographics.

#### More Detroit residents

- ✓ Splash around in a pool or body of water – where they can stand with their heads above water (36% Detroit, 14% other geographies)
- ✓ Are concerned about the possibility of drowning (22% Detroit, 5% other geographies)
- ✓ Are scared to death of the water (6% Detroit, 1% other geographies)

#### Fewer Detroit residents

- ✓ Swam competitively in high school, college or beyond (15% Detroit, 41% other geographies)
- ✓ Are more serious but are still recreational swimmers (10% Detroit, 30% other geographies)

#### More African Americans

- ✓ Splash around in a pool or body of water – where they can stand with their heads above water (43% Blacks, 11% Whites)
- ✓ Are concerned about the possibility of drowning (33% Blacks, 3% Whites)

#### Fewer African Americans

- ✓ Swam competitively in high school, college or beyond (9% Blacks, 43% Whites)
- ✓ Are more serious but are still recreational swimmers (9% Blacks, 30% Whites)
- ✓ Swam years ago, but not currently (6% Blacks, 17% Whites)

More people of color

- ✓ Splash around in a pool or body of water – where they can stand with their heads above water (39% people of color, 11% Whites)
- ✓ Are concerned about the possibility of drowning (25% people of color, 3% Whites)

Fewer people of color

- ✓ Swam competitively in high school, college or beyond (19% people of color, 43% Whites)
- ✓ Are more serious but are still recreational swimmers (16% people of color, 30% Whites)

Fewer households with incomes under \$50,000 than \$100,000 or more

- ✓ Swam competitively in high school, college or beyond (22% lower income, 42% higher income)

Differences by gender

- ✓ More men than women swam competitively in high school, college or beyond (53% men, 31% women)
- ✓ More women than men reported they are casual, recreational swimmers (38% women, 21% men)
- ✓ More women than men reported they splash around in a pool or open water – where they can stand with their heads above water (20% women, 9% men)

SWIMMING BACKGROUND / SWIMMING ABILITY	
	% of respondents
I swam competitively in high school, college or beyond	38%
I'm a casual, recreational swimmer	33%
I'm a more serious but still recreational swimmer	27%
I splash around in a pool or open body of water – where I can stand with my head above water	17%
I engage in water exercise programs	11%
I swam years ago but not currently	8%
I exercise in the water for physical therapy	8%
I am concerned about the possibility of drowning	8%
I never have swum, but children who live with me do swim	2%
I never have swum	1%
I'm scared to death of the water	1%
I used to be concerned about the possibility of drowning but am no longer concerned	1%

\* Percentages total more than 100% because of multiple responses.

## CHILDREN LIVING IN THE HOUSEHOLD?

*Question: Do you have children living with you?*

### Overall findings

About half (56%) of the respondents have children living with them. The remaining 44% do not.

### Differences by demographics

- ✓ More people who swim at least once a month through the year have children (58% swimmers, 41% non-swimmers)

CHILDREN LIVING IN THE HOUSEHOLD?	
	% of respondents
Yes	56%
No	44%
Total	100%

## CHILDREN'S SWIMMING ABILITY BY AGE

*Question: Please enter the age for each child and note each child's swimming ability.*

### Overall findings

People who have children living with them were asked to note the swimming ability of their children in six age categories. As would be expected, swimming proficiency increases as children get older. Proficiency particularly increases from ages 4-5 to 6-9. Another big increase occurs from 6-9 to 10-13. There is considerably less improvement from ages 10-13 to 14-17 and from kids aged 14-17 to 18 and older.

### Differences by demographics

#### Fewer African Americans regarding children 6-9 years old

- ✓ Can stop, turn around and swim towards the exit the water (20% Blacks, 75% Whites)

#### Fewer African Americans regarding children 10-13 years old

- ✓ Can float on their stomach or back, or tread water for about 1 minute (53% Blacks, 74% Whites)
- ✓ Can swim the length of a 25 yard pool without a life jacket (12% Blacks, 89% Whites)

#### Fewer people of color regarding children 10-13 years old

- ✓ Can swim the length of a 25 yard pool without a life jacket (26% Blacks, 89% Whites)

CHILDREN'S SWIMMING ABILITY BY AGE						
	<4	4-5	6-9	10-13	14-17	18+
Can enter and exit the water on their own	54%	73%	83%	83%	83%	83%
Can put their entire head under the water on their own	41%	57%	73%	78%	82%	82%
Can stop, turn around and swim towards the exit of the water	17%	39%	64%	72%	77%	78%
Can float on their stomach or back, or tread water for about 1 minute	13%	27%	54%	69%	78%	81%
Can swim the length of a 25 yard pool without a life jacket	8%	10%	40%	73%	86%	88%
None of the above	40%	17%	7%	2%	1%	3%

\* Percentages total more than 100% because of multiple responses to the first 5 questions in the table.



## FREQUENCY OF SWIMMING

*Question: If you swim, how frequently do you swim – either in a pool, lake, river, or pond – in warm weather months?*

*Question: If you swim, how frequently do you swim – either in a pool, lake, river, or pond – in cold weather months?*

### Overall findings

As would be expected, people swim more in warm weather months than during cold weather months. For example, for those who swim 1-3 times a month, 32% swim in warm weather months and 15% swim in cold weather months. However, the differences were not as stark among people who swim one to three times a week (35% warm weather vs. 27% cold weather) and those who swim 4-7 times a week (22% warm weather vs. 15% cold weather). For people who do not swim at all, percentages are much higher during cold weather months (43%) than warm weather months (11%).

### Differences by demographics

#### More Detroit residents

- ✓ Do not swim at all in warm weather months (29% Detroit, 8% other geographies)
- ✓ Do not swim at all in cold weather months (71% Detroit, 38% other geographies)

#### More African Americans

- ✓ Reported that they do not swim at all in warm weather months (38% Blacks, 7% Whites)
- ✓ Reported that they do not swim at all in cold weather months (77% Blacks, 38% Whites)

#### More people of color

- ✓ Reported that they do not swim at all in warm weather months (30% people of color, 7% Whites)
- ✓ Reported that they do not swim at all in cold weather months (65% people of color, 38% Whites)

#### More households with incomes under \$50,000 than \$100,000 or more

- ✓ Do not swim at all during warm weather months (26% lower income, 7% higher income)
- ✓ Do not swim at all during cold weather months (60% lower income, 37% higher income)

#### Differences by gender

- ✓ More women than men reported that they do not swim at all during cold weather months (52% women, 23% men)

<b>FREQUENCY OF SWIMMING</b>	
	<b>% of respondents</b>
<b>Warm weather months</b>	
None	11%
1-3 times a month	32%
1-3 times a week	35%
4-7 times a week	22%
Total	100%
<b>Cold weather months</b>	
None	43%
1-3 times a month	15%
1-3 times a week	27%
4-7 times a week	15%
Total	100%



## PLACES PEOPLE SWIM

*Question: If you swim, please note the places you swim. (Check all that apply)*

### Overall findings

Swimmers' most used waters are lakes and ponds (70%), pools at recreation centers and health clubs (67%) and pools at hotels and condos when they travel (55%). Less popular are pools at private residences (31%), pools at high schools or colleges (28%) and rivers (13%).

PLACES PEOPLE SWIM	
	% of respondents
Lake or pond	70%
Swimming pool at a recreation center (Local government or private health club, YMCA, etc.)	67%
Swimming pool when we travel (Hotel, condo, etc.)	55%
Swimming pool at a residence (House, apartment, condo, town house)	31%
High school or college	28%
River	13%

\* Percentages total more than 100% because of multiple responses.

## REACTION TO PLACES TO CHANGE CLOTHES

*Question: If you swim, what do you think about places to change clothes at places where you swim? (Check all that apply)*

### **Overall findings**

Only about a third of swimmers are satisfied with places to change clothes (36%), places to shower (31%) and opportunities to secure valuables (30%). Suggestions for improvements were adding lockers for clothing and valuables (47%), more places to change clothes (41%) and more showers (39%). About a third (38%) reported that they go to swimming venues in their swimming attire.

### **Differences by demographics**

#### More Detroit residents

- ✓ Would like lockers to secure clothing and valuables added to swimming venues (58% Detroit, 45% other geographies)
- ✓ Would like more places to change clothes before and after swimming (55% Detroit, 39% other geographies)
- ✓ Would like showers to be added to places they swim (50% Detroit, 37% other geographies)

#### More African Americans

- ✓ Would like lockers to secure clothing and valuables added to swimming venues (65% Blacks, 44% Whites)

#### More people of color

- ✓ Would like lockers to secure clothing and valuables added to swimming venues (58% people of color, 44% Whites)

<b>REACTION TO PLACES TO CHANGE CLOTHES</b>	
	<b>% of respondents</b>
<b>Would like additional amenities</b>	
We would like lockers to secure clothing and valuables to be added to places where we swim	47%
We would like more places to change clothes before and after swimming	41%
We would like showers to be added to places where we swim	39%
I arrive at and leave the swimming venue in my swimming attire	38%
<b>Needs are being met</b>	
Places to change clothes are meeting my household members' needs	36%
Places to shower after swimming are meeting my household members' needs	31%
Places to secure clothing and valuables are meeting my household members' needs	30%

\* Percentages total more than 100% because of multiple responses.

## IMPORTANCE OF SWIMMING TO HOUSEHOLD MEMBERS

*Question: (For all respondents) How important would you say swimming in a pool or open body of water is to **members of your household**?*

### Overall findings

Swimming is the most important recreational activity for 29% of families, tied for the most important for 33%, and an occasional activity for 27% of the respondents. Other responses were that people do not participate in swimming but that it is important to their families (6%), that it is a rare activity (5%) or that their families do not participate in swimming but that it is important to them (1%).

### Differences by demographics

#### Fewer African Americans

- ✓ Reported that swimming is the most important recreational activity to their families (16% Blacks, 31% Whites)

#### Fewer people of color

- ✓ Reported that swimming is the most important recreational activity to their families (20% people of color, 31% Whites)

IMPORTANCE OF SWIMMING TO HOUSEHOLD MEMBERS	
	% of respondents
It is the most important recreational activity to us	29%
It is tied for our most important recreational activity	33%
It is an occasional recreational activity to us	27%
We do not participate in swimming presently, but it is important to us	6%
It is a rare recreational activity for us	5%
We do not participate in swimming	1%

\* Percentages total more than 100% because of multiple responses.

## INTEREST IN LEARNING TO SWIM / IMPROVING SWIMMING ABILITY

*Question: How interested would you say **you** are in learning to swim or if you already swim, improving your swimming ability?*

*Question: If you have children, how interested are you in having **your children** learning to swim, or if they already swim, improving their swimming ability?*

### **Overall findings**

About two-thirds (69%) of the adults reported that they are very or somewhat interested in learning to swim or improving their swimming abilities. The percentage of very and somewhat interested increases to 77% for interest in having their children learn to swim or improve their swimming ability.

### **Differences by demographics**

#### More adult Detroit residents

- ✓ Are very interested in learning to swim (68% Detroit, 43% other geographies)

#### More adult African Americans

- ✓ Are very interested in learning to swim (79% Blacks, 40% Whites)

#### More adult people of color

- ✓ Are very interested in learning to swim (69% people of color, 40% Whites)

#### Differences by gender

- ✓ More women are very interested in having their **children** learn to swim (67% women, 53% men)

<b>INTEREST IN LEARNING TO SWIM / IMPROVING SWIMMING ABILITY</b>	
	<b>% of respondents</b>
<b>Adults</b>	
Very interested	46%
Somewhat interested	23%
Minimal interest	14%
Not at all interested	14%
Not sure	3%
<b>Total</b>	<b>100%</b>
<b>Children</b>	
Very interested	63%
Somewhat interested	14%
Minimal interest	7%
Not at all interested	6%
Not sure	10%
<b>Total</b>	<b>100%</b>



## WHAT PEOPLE ENJOY ABOUT SWIMMING / WHAT MIGHT INTEREST NON-SWIMMERS

*Question: If you or members of your household:*

*Participate in swimming, what do you enjoy about swimming?*

*Do not participate in swimming, what things below might interest you or your family members?  
(Check all that apply)*

### Overall findings

The things that people enjoy about swimming that reached at least a 60% mention were that swimming is good for cardiovascular fitness (70%), that it provides a total body training (66%), that swimming is a relaxing and peaceful form of exercise (66%), that it is good for stress relief (64%), that it provides a pleasant way to cool down on a hot day (61%), and that swimming has less joint impact and stress (60%). However, only 35% noted that water is easily accessible to them at pools, beaches, lakes, and rivers.

### Differences by demographics

#### More people who are afraid of the water and/or have a fear of drowning

- ✓ Stated that swimming provides a pleasant way to cool down on a hot day compared to avid swimmers (76% fear, 55% swimmers)
- ✓ Stated that swimming is a pleasant way to spend time with family and/or friends compared to avid swimmers (74% fear, 53% swimmers)

WHAT PEOPLE ENJOY ABOUT SWIMMING / WHAT MIGHT INTEREST NON-SWIMMERS	
	% of respondents
Cardiovascular fitness	70%
Total body training	66%
Relaxing and peaceful form of exercise	66%
Stress relief	64%
It provides a pleasant way to cool down on a hot day	61%
Less joint impact and stress	60%
It is a healthy activity for children	59%
It is a pleasant way to spend time with family and/or friends	57%
To maintain a healthy weight	54%
Improves flexibility	40%
It is an activity with less chance of injury	39%
Low-impact therapy for some injuries and conditions	39%
It improves coordination, balance, and posture	37%
Water is easily accessible – at swimming pools, beaches, lakes, and rivers	35%

\* Percentages total more than 100% because of multiple responses.

## INTEREST IN SWIMMING PROGRAMS IN THE 5-COUNTY AREA

*Question: Below is a list of swimming programs in the 5-county area that are presently available or could become available. Please note your or your household members' interest in each program.*

### Overall findings

Programming that received ratings of very interested of 25% or more of the respondents were water exercise (34%), water yoga classes (33%), lap swimming (33%), child lessons (32%), water therapy & rehabilitation (28%), receiving education in water safety (27%), kayak lessons (26%), and adult swim team swimming (25%).

### Differences by demographics

To summarize the data splits below, the demographic groups that are more interested in many of the swimming programs are residents of Detroit, people of color – especially Blacks, people in lower income households, those who are afraid of the water and/or are concerned about drowning, and people who do not swim or rarely swim.

#### People who are more interested (very interested) in private swim lessons

- ✓ Residents of Detroit (52% Detroit, 19% other geographies)
- ✓ African Americans (56% Blacks, 17% Whites)
- ✓ People of color (45% people of color, 17% Whites)
- ✓ Incomes under \$50,000 vs. \$100,000 or more (42% vs. 19%)
- ✓ People who do not swim in warm or cold weather months (35% vs. 22% others)

#### People who are more interested (very interested) in group swim lessons

- ✓ Residents of Detroit (38% Detroit, 22% other geographies)
- ✓ African Americans (42% Blacks, 20% Whites)
- ✓ People of color (41% people of color, 20% Whites)

#### People who are more interested (very interested) in adult swim lessons

- ✓ Residents of Detroit (52% Detroit, 17% other geographies)
- ✓ African Americans (64% Blacks, 15% Whites)
- ✓ People of color (49% people of color, 15% Whites)
- ✓ Incomes under \$50,000 vs. \$100,000 or more (34% vs. 17%)
- ✓ Afraid of the water and/or have a fear of drowning (50% fear, 16% avid swimmers)
- ✓ People who do not swim in warm or cold weather months (43% vs. 20% others)

#### People who are more interested (very interested) in child swim lessons

- ✓ Residents of Detroit (54% Detroit, 28% other geographies)
- ✓ Women (35% women, 23% men)
- ✓ African Americans (55% Blacks, 27% Whites)
- ✓ People of color (51% people of color, 27% Whites)
- ✓ Incomes under \$50,000 vs. \$100,000 or more (49% vs. 26%)
- ✓ Afraid of the water and/or have a fear of drowning (51% fear, 27% avid swimmers)

People who are more interested (very interested) in parent and child swim lessons

- ✓ Residents of Detroit (44% Detroit, 16% other geographies)
- ✓ African Americans (46% Blacks, 14% Whites)
- ✓ People of color (42% people of color, 14% Whites)
- ✓ Incomes under \$50,000 vs. \$100,000 or more (37% vs. 14%)
- ✓ Afraid of the water and/or have a fear of drowning (41% fear, 16% avid swimmers)

People who are more interested (very interested) in receiving education in water safety

- ✓ Residents of Detroit (48% Detroit, 23% other geographies)
- ✓ Women (30% women, 19% men)
- ✓ African Americans (53% Blacks, 20% Whites)
- ✓ People of color (47% people of color, 20% Whites)
- ✓ Incomes under \$50,000 vs. \$100,000 or more (43% vs. 19%)
- ✓ Afraid of the water and/or have a fear of drowning (50% fear, 21% avid swimmers)

People who are more interested (very interested) in lap swimming

- ✓ Residents of Detroit (49% Detroit, 30% other geographies)
- ✓ African Americans (52% Blacks, 29% Whites)
- ✓ People of color (46% people of color, 29% Whites)

People who are more interested (very interested) in water exercise

- ✓ Residents of Detroit (56% Detroit, 31% other geographies)
- ✓ Women (41% women, 17% men)
- ✓ African Americans (68% Blacks, 29% Whites)
- ✓ People of color (53% people of color, 29% Whites)
- ✓ Incomes under \$50,000 vs. \$100,000 or more (49% vs. 26%)
- ✓ Afraid of the water and/or have a fear of drowning (52% fear, 25% avid swimmers)
- ✓ People who do not swim in warm or cold weather months (49% vs. 33% others)

People who are more interested (very interested) in water therapy & rehabilitation

- ✓ Residents of Detroit (55% Detroit, 23% other geographies)
- ✓ Women (31% women, 18% men)
- ✓ African Americans (68% Blacks, 21% Whites)
- ✓ People of color (52% people of color, 21% Whites)
- ✓ Incomes under \$50,000 vs. \$100,000 or more (47% vs. 19%)
- ✓ Afraid of the water and/or have a fear of drowning (40% fear, 20% avid swimmers)
- ✓ People who do not swim in warm or cold weather months (47% vs. 26% others)

People who are more interested (very interested) in water yoga classes

- ✓ Residents of Detroit (55% Detroit, 30% other geographies)
- ✓ Women (41% women, 12% men)
- ✓ African Americans (68% Blacks, 27% Whites)
- ✓ People of color (54% people of color, 27% Whites)
- ✓ Incomes under \$50,000 vs. \$100,000 or more (46% vs. 23%)
- ✓ Afraid of the water and/or have a fear of drowning (50% fear, 24% avid swimmers)
- ✓ People who do not swim in warm or cold weather months (53% vs. 31% others)

People who are more interested (very interested) in water yoga classes

- ✓ Residents of Detroit (37% Detroit, 23% other geographies)
- ✓ African Americans (39% Blacks, 22% Whites)
- ✓ People of color (36% people of color, 22% Whites)

<b>INTEREST IN SWIMMING PROGRAMS IN THE 5-COUNTY AREA</b>					
	<b>Currently participate</b>	<b>Very interested</b>	<b>Somewhat interested</b>	<b>Not interested</b>	<b>Not sure</b>
Water exercise	11%	34%	26%	25%	4%
Water yoga classes	1%	34%	23%	37%	5%
Lap swimming	36%	33%	15%	13%	3%
Child lessons	9%	32%	10%	43%	6%
Water therapy & rehabilitation	3%	28%	25%	37%	7%
Receiving education in water safety	3%	27%	24%	42%	4%
Kayak lessons	3%	26%	34%	33%	4%
Group swim lessons	10%	25%	21%	39%	5%
Adult swim team swimming	17%	25%	11%	43%	4%
Private swim lessons	6%	24%	22%	41%	7%
Adult swim lessons	5%	22%	22%	45%	6%
Scuba diving training	2%	21%	26%	45%	6%
Joining a swim team	23%	20%	16%	37%	4%
Parent and child swim lessons	2%	20%	9%	60%	9%
Adult lifeguarding training (15 and older)	8%	18%	13%	55%	6%
Junior lifeguarding (14 and younger)	1%	17%	12%	63%	7%
Water polo competition	1%	13%	20%	59%	7%
Artistic swimming (Synchronized swimming)	-	8%	13%	72%	7%

\* Percentages total more than 100% because of multiple responses.



## REACTION TO SWIMMING OPPORTUNITIES IN THE AREA

*Question: What is your reaction to the following statements regarding swimming opportunities in your area? (Check all that apply)*

### Overall findings

Two-thirds (66%) of the respondents checked one or more of the statements while 34% checked only "None of the above." Responses with the highest percentages were that hours at swimming venues do not work into people's schedules (34%), water venues are too far from people's homes for them to participate (28%) and fees at water venues are higher than people want to pay (27%).

The above three sub-questions were deliberately posed with a negative slant. Thus, it should be interpreted that hours at swimming venues **do** work into people's schedules (66%), water venues are **not** too far from people's homes for them to participate (72%) and fees at water venues are **not** higher than people want to pay (73%).

### Differences by demographics

Again, to summarize the data splits below, the demographic groups that more often noted the things about swimming opportunities in the area were again residents of Detroit, people of color – especially Blacks, people in lower income households, those who are afraid of the water and/or have a fear of drowning, and area residents who do not swim or rarely swim.

#### People who said that water venues are too far from my home to participate

- ✓ Residents of Detroit (44% Detroit, 25% other geographies)
- ✓ Women (30% women, 21% men)

#### People who said that fees at water venues are higher than they want to pay

- ✓ African Americans (40% Blacks, 24% Whites)
- ✓ People of color (37% people of color, 24% Whites)
- ✓ Incomes under \$50,000 vs. \$100,000 or more (49% vs. 19%)

#### People who said that there are not enough instructors available at pools

- ✓ Residents of Detroit (29% Detroit, 12% other geographies)
- ✓ Women (17% women, 8% men)
- ✓ African Americans (34% Blacks, 10% Whites)
- ✓ People of color (31% people of color, 10% Whites)
- ✓ Incomes under \$50,000 vs. \$100,000 or more (27% vs. 11%)
- ✓ Afraid of the water and/or have a fear of drowning (46% fear, 10% avid swimmers)

#### People who said they are not swimmers but enjoy water exercise

- ✓ Residents of Detroit (19% Detroit, 7% other geographies)
- ✓ Women (10% women, 3% men)
- ✓ African Americans (25% Blacks, 5% Whites)
- ✓ People of color (20% people of color, 5% Whites)
- ✓ Incomes under \$50,000 vs. \$100,000 or more (18% vs. 5%)
- ✓ Afraid of the water and/or have a fear of drowning (45% fear, 1% avid swimmers)
- ✓ People who do not swim in warm or cold weather months (31% vs. 6% others)

People who said that they are not comfortable in a boat, canoe, or kayak even with a life vest

- ✓ Residents of Detroit (16% Detroit, 4% other geographies)
- ✓ African Americans (20% Blacks, 3% Whites)
- ✓ People of color (16% people of color, 3% Whites)
- ✓ Incomes under \$50,000 vs. \$100,000 or more (17% vs. 2%)
- ✓ Afraid of the water and/or have a fear of drowning (27% fear, 1% avid swimmers)
- ✓ People who do not swim in warm or cold weather months (14% vs. 4% others)

People who said they would be interested in learning to swim better if life vests were available

- ✓ Residents of Detroit (25% Detroit, 2% other geographies)
- ✓ African Americans (34% Blacks, 1% Whites)
- ✓ People of color (23% people of color, 1% Whites)
- ✓ Incomes under \$50,000 vs. \$100,000 or more (22% vs. 2%)
- ✓ Afraid of the water and/or have a fear of drowning (27% fear, 1% avid swimmers)
- ✓ People who do not swim in warm or cold weather months (28% vs. 2% others)

People who said they would push their children to learn to swim if life vests were available

- ✓ Residents of Detroit (13% Detroit, 2% other geographies)
- ✓ African Americans (17% Blacks, 1% Whites)
- ✓ People of color (14% people of color, 1% Whites)
- ✓ Incomes under \$50,000 vs. \$100,000 or more (9% vs. 1%)
- ✓ Afraid of the water and/or have a fear of drowning (20% fear, 0% avid swimmers)
- ✓ People who do not swim in warm or cold weather months (9% vs. 3% others)

<b>REACTION TO SWIMMING OPPORTUNITIES IN THE AREA</b>	
	<b>% of respondents</b>
Hours at swimming opportunities do not work into my schedule	34%
Water venues are too far from my home for me to participate	28%
Fees at water venues are higher than I want to pay	27%
There are not enough instructors available at pools to teach me or my children to swim	15%
I am not a swimmer, but enjoy water exercise	9%
I am not comfortable in a boat, canoe, or kayak in open water – even with a life vest	6%
I would be interested in learning to swim or swim better if life vests were available	5%
I would push my children to learn to swim if life vests were available	3%
I am not athletic enough to participate in swimming	3%
I do not have reliable transportation to water venues	1%
None of the above	34%

\* Percentages total more than 100% because of multiple responses.



## FEELING WELCOME / SAFETY / COMFORT AT SWIMMING VENUES

*Question: If you have visited a public swimming pool, beach, river, or pond / lake in the 5-county area, how would you rate the following?*

### Overall findings

The first table below is offered only to show the percentage of people who did not have an opinion about swimming venues. Because the survey successfully attracted many respondents who have not been to swimming sites in the 5-county area, many people had no opinion about the venues.

The second table shows how people who have visited the swimming sites react to the venues. When combining responses of somewhat disagree and strongly disagree, negative ratings ranged from 8% to 15% for five of the seven issues queried. Respondents disagreed the most that swimmers are respectful of others at swim venues (23%) and that people swim safely for themselves (24%).

### Differences by demographics

#### People who strongly agree that they feel welcome at urban water venues

- ✓ Residents of Detroit (46% Detroit, 30% other geographies)

#### People who strongly agree that they feel welcome at suburban water venues

- ✓ Residents of areas outside Detroit (47% other geographies, 16% Detroit)
- ✓ Men (49% men, 40% women)
- ✓ Whites (48% Whites, 15% Blacks)
- ✓ Whites (48% Whites, 23% people of color)

#### People who strongly agree that they feel welcome at rural water venues

- ✓ Residents of areas outside Detroit (36% other geographies, 9% Detroit)
- ✓ Whites (37% Whites, 5% Blacks)
- ✓ Whites (37% Whites, 14% people of color)

#### People who strongly agree that activities at water venues are safe

- ✓ Residents of areas outside Detroit (39% other geographies, 21% Detroit)
- ✓ Men (48% men, 31% women)
- ✓ Whites (39% Whites, 21% Blacks)
- ✓ Whites (39% Whites, 26% people of color)

#### People who strongly agree that they feel comfortable swimming with strangers

- ✓ Whites (42% Whites, 26% Blacks)
- ✓ Whites (42% Whites, 29% people of color)

<b>FEELING WELCOME / SAFETY / COMFORT AT SWIMMING VENUES – ALL RESPONDENTS</b>					
	<b>Strongly agree</b>	<b>Somewhat agree</b>	<b>Somewhat disagree</b>	<b>Strongly disagree</b>	<b>No Opinion</b>
I feel welcome at suburban water venues	42%	33%	7%	2%	16%
I feel comfortable swimming with strangers	39%	44%	8%	3%	6%
The activities at the water venues are safe	36%	41%	6%	1%	16%
I feel welcome at urban water venues	32%	28%	6%	2%	32%
I feel welcome at rural water venues	32%	25%	5%	4%	34%
People are respectful of others at swim venues	20%	48%	18%	3%	11%
People swim safely for themselves	20%	43%	17%	3%	17%

<b>FEELING WELCOME / SAFETY / COMFORT AT SWIMMING VENUES – THOSE WITH AN OPINION</b>				
	<b>Strongly agree</b>	<b>Somewhat Agree</b>	<b>Somewhat disagree</b>	<b>Strongly disagree</b>
I feel welcome at suburban water venues	50%	39%	8%	3%
I feel comfortable swimming with strangers	41%	47%	9%	3%
The activities at the water venues are safe	43%	49%	7%	1%
I feel welcome at urban water venues	47%	41%	9%	3%
I feel welcome at rural water venues	48%	37%	8%	7%
People are respectful of others at swim venues	22%	55%	20%	3%
People swim safely for themselves	24%	52%	21%	3%

## INCREASING PARTICIPATION IN SWIMMING

*Question: Metroparks and other recreation-related organizations in the 5-county area would like to encourage people to begin swimming and for those who already swim, to entice them to swim more. What would increase your interest and participation in swimming?*

### **Overall findings**

Twenty-six things were mentioned by at least 1% of area residents for what would increase their participation in swimming. The top six were closer water venues (20%), having adult swim lessons offered (13%), more lap swim times (11%), more indoor swimming pools or the ability to use pools at high schools (10%), expanding hours at swimming facilities (9%), and lower fees (9%).

### **Differences by demographics**

#### More interested in adult swim lessons

- ✓ Residents of Detroit (32% Detroit, 9% other geographies)
- ✓ African Americans (44% Blacks, 7% Whites)
- ✓ People of color (34% people of color, 7% Whites)
- ✓ Afraid of the water and/or have a fear of drowning (42% fear, 7% avid swimmers)
- ✓ People who do not swim in warm or cold weather months (31% vs. 11% others)

#### More interested in an increase in lap swimming times

- ✓ Men (16% men, 9% women)

INCREASING PARTICIPATION IN SWIMMING	
	% of respondents
Need closer water venues	20%
Adult swim lessons	13%
Offer more lap swim times	11%
Provide more indoor pools / Use High School pools	10%
Expand hours at the swimming facilities	9%
Lower fees	9%
Offer time for adult master swimmers	8%
Offer low-cost swim lessons for children	7%
Clean open waters / Pool water	7%
Nothing. Keep doing what you are doing!	6%
Construct Olympic-sized pools	6%
Publicize the current programs	5%
Accommodate longer distance swimming in open waters	4%
Provide more swimming venues in Detroit	3%
Offer water aerobics	3%
Have more lifeguards / Enforce safety measures with other swimmers	3%
Offer open water programs	2%
Hire trained, adult instructors, not High School swimmers	2%
Offer time for children master swimmers / Swim team	2%
Allow pool usage with a Parks pass	2%
Provide more outdoor pools	2%
Maintain pool facilities better / Upgrade facilities	2%
Offer water safety programs	1%
Add places to change clothes	1%
Offer swim lessons (General)	1%
Offer swimming programs for children with disabilities	1%
Provide secure lockers	1%

\* Percentages total more than 100% because of multiple responses.

## DEMOGRAPHICS

*Question: Please tell us about your household:*

*Question: What is your gender?*

*Question: What race / ethnicity best describes you?*

*Question: Considering recent years and not just during Covid-19, into which of the following groups does your household income fall?*

*Question: If you would like to share your contact information so that the Huron-Clinton Metroparks can reach you periodically to inform you of recreational opportunities in the 5-county area, please share that below. Please be legible!*

**Adults & children in the household:** Half (49%) of the respondents are part of households that have two or more adults and children, 31% of the households have two or more adults with no children, 14% were single adults with no children and 6% were single adults with children.

**Gender:** Most (70%) of the respondents were women, 29% were male and 1% identify themselves as non-binary.

**Race / Ethnicity:** Four in five (79%) of the respondents were Caucasian, 12% were African American, 3% were of multiple races, 3% were Hispanic or Latino, and 2% were Asian or Pacific Islander.

**Household income:** One in ten (11%) of the respondents reported household incomes of under \$50,000, 35% noted incomes of \$50,001 to \$99,999 and 54% indicated household incomes of \$100,000 or more.

**Contact information:** A total of 327 people provided their contact information to be shared with Metroparks to inform them of recreational opportunities in the 5-county area. Five of these gave only their email addresses. The sub-sample of 327 represents 32% of the 1,010 respondents to the survey.

*Appendix A*  
*Survey Instrument*



## 5-COUNTY RECREATION SURVEY

We are conducting a survey of residents of Livingston, Macomb, Oakland, Washtenaw, and Wayne counties to determine people's interest and participation in recreation with a specific focus on swimming. Your input will be extremely valuable - even if you have minimal experience in swimming – and will be used to guide recreation programs and facilities in the 5-county area. We ask that a head of household, 18 years-old or older complete the survey.

The survey is being conducted by Counselman-Hunsaker, a consulting firm that specializes in aquatics and the Denver-area research firm, Left Brain Concepts, Inc. All your responses will be anonymous. If you have questions, please contact Ms. Nina Kelly, Chief of Planning and Development at Huron-Clinton Metroparks at [Nina.Kelly@metroparks.com](mailto:Nina.Kelly@metroparks.com) or (810) 494-6043.

You can also respond electronically to this survey at <https://www.surveymonkey.com/r/HuronClinton>

### Swimming background / Swimming ability

1. How would you describe your **background in swimming** – either in a pool, lake, river, or pond?  
(Check all that apply)

1. Never have swam
2. I'm scared to death of the water
3. I am concerned about the possibility of drowning
4. I used to be concerned about the possibility of drowning but am no longer concerned
5. I never have swam, but children who live with me do swim
6. I swam years ago but not currently
7. I splash around in a pool or open body of water – where I can stand with my head above water
8. I exercise in the water for physical therapy
9. I engage in water exercise programs
10. I'm a casual, recreational swimmer
11. I'm a more serious but still recreational swimmer
12. I swam competitively in high school, college or beyond

2. Do you have children living with you?

1. No (Go to Q4)
2. Yes

3. Please enter the age for each child and note each child's swimming ability.

	Child 1	Child 2	Child 3	Child 4	Child 5
<b>Age of each child</b>					
<b>Please note for each child if he/she:</b>					
Can enter and exit the water on their own					
Can put their entire head under water on their own					
Can step, turn around and swim towards the exit of the water					
Can float on their stomach or back, or tread water for about 1 minute					
Can swim the length of a 25 yard pool without a life jacket					
None of the above					

4. If you swim, how frequently do you swim – either in a pool, lake, river, or pond – in **warm weather months**?

1. None
2. 1-3 times a month
3. 1-3 times a week
4. 4-7 times a week

5. If you swim, how frequently do you swim in a pool in **cold weather months**?

1. None
2. 1-3 times a month
3. 1-3 times a week
4. 4-7 times a week

6. If you swim, please note the places you swim. (Check all that apply)

1. Swimming pool at a residence (House, apartment, condo, town house)
2. Swimming pool when we travel (Hotel, condo, etc.)
3. Swimming pool at a recreation center (Local government or private health club, YMCA, etc.)
4. Lake or pond
5. River
6. High school or college

7. If you swim, what do you think about places to change clothes at places where you swim? (Check all that apply)

1. I arrive at and leave the swimming venue in my swimming attire
2. Places to change clothes are meeting my household members' needs
3. Places to shower after swimming are meeting my household members' needs
4. Places to secure clothing and valuables are meeting my household members' needs
5. We would like more places to change clothes before and after swimming
6. We would like showers to be added to places where we swim
7. We would like lockers to secure clothing and valuables to be added to places where we swim

8. How important would you say swimming in a pool or open body of water is to **members of your household**?

1. It is the most important recreational activity to us
2. It is tied for our most important recreational activity
3. It is an occasional recreational activity to us
4. It is a rare recreational activity to us
5. We do not participate in swimming
6. We do not participate in swimming presently, but it is important to us

**Interest in learning to swim / Improving swimming ability**

9. How interested would you say **you** are in learning to swim or if you already swim, improving your swimming ability?

1. Very interested
2. Somewhat interested
3. Minimal interest
4. Not at all interested
5. Not sure

10. If you have children, how interested are you in having **your children** learning to swim, or if they already swim, improving their swimming ability?

1. Very interested
2. Somewhat interested
3. Minimal interest
4. Not at all interested
5. Not sure

11. If you or members of your household:

**Participate in swimming**, what do you enjoy about swimming?

**Do not participate in swimming**, what things below might interest you or your family members?

(Check all that apply)

1. Less joint impact and stress
2. Low-impact therapy for some injuries and conditions
3. Total body training
4. Cardiovascular fitness
5. To maintain a healthy weight
6. Relaxing and peaceful form of exercise
7. Stress relief
8. It improves coordination, balance, and posture
9. Improves flexibility
10. It provides a pleasant way to cool down on a hot day
11. Water is easily accessible – at swimming pools, beaches, lakes, and rivers
12. It is a pleasant way to spend time with family and/or friends
13. It is a healthy activity for children
14. It is an activity with less chance of injury

12. Below is a list of swimming programs in the 5-county area that are presently available or could become available. Please note your or your household members' interest in each program.

	Currently participate	Very interested	Somewhat interested	Not interested	Not sure
Private swim lessons					
Group swim lessons					
Adult swim lessons					
Child lessons					
Parent and child swim lessons					
Joining a swim team					
Adult lifeguarding training (15 and older)					
Junior lifeguarding training (14 and younger)					
Receiving education in water safety					
Lap swimming					
Adult swim team swimming					
Water exercise					
Water therapy & rehabilitation					
Water yoga classes					
Water polo competition					
Scuba diving training					
Kayak lessons					
Synchronized swimming (Water ballet)					

**Reaction to swimming opportunities in the area**

13. What is your reaction to the following statements regarding swimming opportunities in your area?  
(Check all that apply)

1. Water venues are too far from my home for me to participate
2. I am not athletic enough to participate in swimming
3. There are not enough instructors available at pools to teach me or my children to swim
4. I would be interested to learning to swim or swim better if life vests were available
5. I would push my children to learning to swim if life vests were available
6. I am not comfortable in a boat, canoe, or kayak in open water – even with a life vest
7. Fees at water venues are higher than I want to pay
8. I am not a swimmer, but enjoy water exercise
9. Hours at swimming opportunities do not work into my schedule
10. I do not have reliable transportation to water venues
11. None of the above

14. If you have visited a public swimming pool, beach, river, or pond / lake in the 5-county area, how would you rate the following?

	Strongly agree	Somewhat agree	Somewhat disagree	Strongly disagree	No opinion
I feel welcome at urban water venues					
I feel welcome at suburban water venues					
I feel welcome at rural water venues					
The activities at the water venues are safe					
People swim safely for themselves					
People are respectful of others at swim venues					
I feel comfortable swimming with strangers					

**Increasing participation in swimming**

15. Metroparks and other recreation-related organizations in the 5-county area would like to encourage people to begin swimming and for those who already swim, to entice them to swim more. What would increase your interest and participation in swimming?

---



---



---



---



---

**Demographics**

Your responses to the following, as with all your responses in this survey, will be analyzed only when combined with all others. We are asking these demographic questions so we can determine how **all** residents of the 5-county area can be better served.

16. In what zip code is your home located? \_\_\_\_\_

17. Please tell us about your household.

- 1. Single adult, no children living with me
- 2. Two or more adults, no children living with us
- 3. Single adult household **with children** living with me
- 4. Two or more adults in the household **with children** living with us

18. What is your gender?

- 1. Male
- 2. Female
- 3. Non-binary

19. Which race / ethnicity best describes you?

- 1. American Indian / Alaska Native
- 2. Asian / Pacific Islander
- 3. Black / African American
- 4. Hispanic / Latino
- 5. Middle Eastern / North African
- 6. White / Caucasian
- 7. Multiple ethnicity

20. Considering recent years and not just during Covid-19, into which of the following groups does your household income fall?

- 1. Under \$25,000
- 2. \$25,000 to \$49,999
- 3. \$50,000 to \$74,999
- 4. \$75,000 to \$99,999
- 5. \$100,000 to \$149,000
- 6. \$150,000 and above

If you would like to share your contact information so that the Huron-Clinton Metroparks can reach you periodically to inform you of recreational opportunities in the 5-county area, please share that below. Please be legible!

Thank you for your input!

Your name: \_\_\_\_\_

Email address: \_\_\_\_\_

# Appendix B: Lake Erie Metropark Great Wave Pool Audit (Jan



## Lake Erie Metropark Great Wave Pool

### Swimming Pool Audit



**Counsilman · Hunsaker**  
AQUATICS FOR LIFE

January 20, 2022

2022)



# Table of Contents

A. EXECUTIVE SUMMARY .....	3
B. POOL INFORMATION .....	5
C. POOL ITEMS.....	6
1. Structure and Finish .....	7
2. Main Drains .....	12
3. Perimeter Overflow System.....	13
4. Inlets.....	16
5. Access & Anchors .....	17
6. Markings.....	19
7. Deck and Pool Safety Equipment.....	20
D. POOL MECHANICAL ITEMS.....	23
1. Piping & Valves.....	24
2. Filtration.....	27
3. Pumps.....	30
4. Surge Capacity.....	33
5. Chemical Treatment.....	35
6. Chemical Controller & Water Chemistry .....	38
7. Wave Systems.....	39
8. Make-up Water.....	42
E. OPINION OF PROBABLE COST .....	43
APPENDIX A – NEW POOL STRUCTURE.....	45

## **A. EXECUTIVE SUMMARY**

The Huron Clinton Metroparks (HCMA), commissioned Councilman-Hunsaker (CH) to provide an audit of the existing outdoor wave pool called the Lake Erie Great Wave Pool. A site visit was completed by Carl Nylander and Miklos Valdez of Councilman-Hunsaker and was conducted on January 20, 2022. The purpose of this site visit was to evaluate the existing facility, pool conditions and systems in compliance with current building codes and laws. This report is based on discussions with staff on site, the visual inspection during the site visit, existing available pool plans and assumptions based on industry best practices.

The wave pool was constructed nearly 40 years ago and is in a great location adjacent to Lake Erie and under the management of the Huron Clinton Metroparks system. The wave pool was one of the first constructed in Michigan and when the facility was originally constructed in the 1980s, it would see approximately 90,000 visitors annually. But over the years, attendance has dropped to 30,000-35,000 on an annual basis.

Some modest repairs and enhancements have been implemented including the barrier railing and concrete in 2004. The mechanical systems were generally in very good condition given their age and seasonal use. The original vacuum sand filter was replaced with vertical high rate sand tanks which are approaching the end of their useful life. The pumps are all newer and appeared in good condition.

The chlorination system is newer and both CO<sub>2</sub> and muriatic acid systems were in place to address pH control. While it's generally recommended to keep chemical systems in dedicated closets that are independently exhausted to the exterior, it's likely impractical to add on these spaces to the existing pump house. It's recommended that staff remain vigilant in limiting any fumes to escape. But a shorter expected life on the equipment systems, especially the controllers and electrical panels, is likely.

The original wave system was replaced with more up-to-date equipment in 1996, which included new blowers, air directional valves, splashguards, galvanized steel ducting, pneumatic components, and a motor control center. Aside from the control panel which was replaced in 2017, the wave equipment continues to function well given its age. Some atmospheric conditions have been improved with the addition of a heater in the winter to keep the space dry, a small dehumidification unit to address humidity in the equipment room during the winter, and a fan to keep air moving.

The biggest concern with the existing pool is the structure itself, specifically the floor slab, and interior finishes. HCMA maintenance staff has had to patch and repair localized areas of the pool's floor slab due to deterioration. The interior plaster finish delaminates from the substrate. Staff has reportedly patched it every season for at least 10 years just prior to opening. Specific materials were not provided for these repairs, though staff has indicated that they use a 'soil mixture' to repair the substrate before applying a new layer of Sunstone as the final interior pool finish.

The substrate was very poor in the areas exposed during the site inspection. It's unclear if the repairs are afforded the proper time to cure in the seasonal rush to get the pool operational following the winter once conditions are warm and dry enough. It's also unknown if a proper bond coat is applied

to the substrate prior to the plaster finish, and if either is suitable for installation with any moisture drive through the floor slab. A 2013 structural evaluation report analyzed core samples and recommended at the time for its full replacement.

As a qualification, this report was developed having observed the pool in the offseason once it was fully winterized. This inhibits the evaluation of equipment performance that can only be observed during operation. Councilman-Hunsaker relied on HCMA staff and experience evaluating similar commercial aquatic facilities to make educated assumptions.

This report references the “administrative code” or “code” which is the State of Michigan’s Department of Environment, Great Lakes, and Energy’s (EGLE) Public Act and Rules Governing Public Swimming Pools which is enforced by their internal Drinking Water and Environmental Health Division. Other applicable federal codes and rulebooks referenced are the Americans with Disabilities Act (ADA), the Virginia Graeme Baker Pool and Spa Safety Act (VGB), and ASME/ANSI A112.19.81.

The administrative code requirements must be satisfied if a major modification of the pool is undertaken or if an item or piece of equipment needs repair. The recommended repairs address all administrative code items identified in this report.

The following report also includes observations from Aquatic Development Group who was the manufacturer for the original wave system and the equipment currently in place, as well as McComas/O’Donnell & Naccarato for structural assessment of the 2013 report and current conditions. The following represents the findings of Councilman-Hunsaker, their team, and includes recommendations. Equipment systems and deficiencies that are identified in need of repair, replacement, and renovation are further explained in the report and itemized in the opinion of probably cost section at the conclusion of this report.

**B. POOL INFORMATION**

	Wave Pool	Sprayground
Length	180 feet	
Width	83 to 141 feet	
Surface Area	17,100 ft <sup>2</sup>	2,924 ft <sup>2</sup>
Perimeter	560 feet	231 feet
Depth	0 feet to 8 feet 3 inches	0
Volume	453,000 gallons	
Bather Load	1400 bathers	
Turnover Rate	4 hours 16 minutes	
Design Flow Rate	1768 GPM	
Filtration Method	High Rate Sand	
Filtration Area	117.6 SF	
Filtration Rate	15.03 GPM/SF	

\*All information approximated from field observations and information provided by the HCMA.

**C. POOL ITEMS**

- 1. Structure and Finish**
- 2. Main Drains**
- 3. Perimeter Overflow System**
- 4. Inlets**
- 5. Access & Anchors**
- 6. Markings**
- 7. Deck & Pool Safety Equipment**



***CH Observations, Comments and Recommendations:***

**1. Structure and Finish**

**Observations and Comments:**

- a) The facility consists of one pool and an attached spray ground. Both are concrete structures with cementitious interior finishes that was reported to be a marcite or Sunstone product, ceramic tile at locations where there are assumed to be movement joints in the structure, and some paint located at the stair risers, depth transition, and a few other areas around the pool.
- b) The cementitious finish has been problematic for many seasons. Surface cracking was observed at areas that weren't fully delaminated or deteriorating. The latter conditions were widespread, especially across the shallow end of the wave pool.
- c) Cementitious pool finishes require submersion for curing. If areas are left exposed for prolonged periods of time, surface cracking is likely. Some products, such as Diamond Brite or Pebble Tec have larger quartz aggregate within the plaster mix which gives some color and added texture to the final pool finish. The quartz aggregate is also better at helping to hold the plaster together, though they are still not recommended for prolonged exposure to the atmosphere.
- d) In areas where the cementitious finish was exposed, there were areas that had a thicker than normal finish layer. Some areas were 1" and thicker. Application procedures including surface preparation, application, and curing, should always be confirmed with the specific manufacturer. But typically, most plaster products are applied at a thickness between 3/8" and 5/8".
- e) The substrate was in equally poor condition and is contributing to the finish deterioration. Staff reported that they typically use a soil mixture to patch the existing concrete prior to patch refinishing in May each year prior to opening the pool on Memorial Day.
- f) In 2013, several core samples were taken of the existing pool and analyzed. At the time, the pool was 30 years old. The key takeaways from that evaluation report were:
  - 1) The concrete in the walls were in relatively good condition with only isolated areas showing surface delamination and deterioration.
  - 2) Much of the concrete in the floor slab was in relatively poor condition at the time. Both the plaster and the top of the slab had significant delamination and debonding.



- 3) The report concluded with recommendations to either replace the entire structure or perform an extensive remediation including replacement of a significantly large portion of the slab.
- g) Due to weather, it was reported that sometimes the concrete patchwork is completed in a day or two, followed immediately by refinishing the pool interior.
  - h) There were a few small areas where corrosion bleed-through was observed from the structural reinforcement within the pool walls.
  - i) Ceramic tile was provided at what appeared to be expansion joints within the pool structure. The Sunstone product was finished up to the ceramic tile on either side of the joint. This is common practice for pool joint installation if a floor slab cannot be poured monolithically. The sealant can be removed and the joint cleaned out between the rows of tile as part of routine maintenance. However, the joint stopped at the stainless steel gutter and did not continue through the structure. As a result, large cracks were observed at the end of the tile and sealant.
  - j) No contrasting nosings were observed on the pool stairs. A minimum 2" wide stripe is required at the leading horizontal edge of all stair treads. The risers were painted; however, this does not comply with current health requirements.
  - k) Staff did not report any known water loss from the pool. For most pools that are not metered and do not have an accessible space under the deck and around the pool walls, water loss is typically not viewed as an issue. However, given the condition of the finishes and substrate, some regular water loss is probable during normal operation. While it's assumed that there are strong winds common at the site, evaporative and "splash out" losses are likely helped by the operating water level being well below the deck elevation.

**Recommendations:**

- a) It is not known if any of the recommendations from the 2013 evaluation report were followed. From the site inspection, it appeared that a large amount of the plaster was removed from the slab and the walls last fall. It also appears that large portions of the exposed concrete slab are cracked and delaminated.
- b) To ensure that a new finish will adhere to the slab, the existing finish and all delaminated concrete must be removed completely to sound concrete. All cracks must be repaired, and all deficient concrete must be replaced.
- c) Based on the visual inspection of the pool structure and the 2013 evaluation report, it's our professional opinion that the structure is at the end of its useful life. Another evaluation could be undertaken to determine the extent of deficient concrete in the

slab. However, since a large portion the structure was already deemed inadequate in the 2013 report, a recommendation to replace the structure is the probable outcome.

- d) An alternative approach to replacing the pool floor slab and providing a new interior finish would be to construct a stainless steel walled pool with a PVC membrane within the existing pool structure. A more in-depth description of this product and the installation process is included in Appendix A at the conclusion of this report.
- e) For most pool concrete repairs, a minimum 28-day cure time is recommended.
- f) Cementitious pool finishes require submersion for curing. If areas are left exposed for prolonged periods of time, surface cracking is likely. Some products, such as Diamond Brite or Pebble Tec have larger quartz aggregate within the plaster mix which gives some color and added texture to the final pool finish. The quartz aggregate is also better at helping to hold the plaster together, though they are still not recommended for prolonged exposure to the atmosphere.
- g) The alternative to a cementitious finish for an outdoor pool is paint. Paint is the cheapest option on the market and allows for a full draining and cleaning of the pool each season. However, most painted pool finishes require repainting every 2-3 seasons. There can also be added preparation work is the pool walls and floor were not cast-in-place or troweled to a smooth finish when the structure was originally placed.
- h) Once the pool floor repairs are properly cured, substrate conditions should be confirmed with the finish manufacturer. Some interior pool finishes can be sensitive, especially if applied over any waterproofing membrane, to elevated pH in the concrete, moisture vapor emissions (MVER), and/or relative humidity levels in the slab. These conditions can be exacerbated when there are high ground water conditions. And given the wave pool's close proximity to Lake Erie, it's presumed that ground water levels are likely above the deepest part of the pool floor.
- i) It is recommended that any local voids or areas that require patching be done so with mortar made from Xypex Patch 'n Plug and Xypex Megamix II. At areas where pool rebar has corrosion bleed-through, treat with rust inhibitor to maintain structural integrity and slow the spread of corrosion.
- j) Provide a minimum 2" wide contrasting nosing along all pool stairs. This 2" wide band should be on the horizontal surface but can also wrap the vertical tread for the top 2".
- k) It's recommended that a water meter be added to the potable water line serving as make-up to the wave pool. Readings on the totalizer should be documented infrequently (weekly or monthly). If higher water consumption is observed, it will be a clear indication that there is an unforeseen issue either with the pool structure or

pipng. Based on internal calculations, the Lake Erie wave pool should conservatively lose 5,300 gallons per day, not accounting for the advantageous gutter conditions.

- l) Should significantly higher water consumption levels be observed, or if the water level is not at the same elevation around the pool's perimeter when filled to the gutter, then it will be an indication that there is likely an issue below the pool floor causing settlement. This is common when a large pool loses water and washes away some of the backfill materials and can leave a void space. Void spaces can be identified through ground penetrating radar. Pool leaks can be identified using a colored dye test or sounding to help target areas of concern. And if buried piping is source of any leaks, then the piping system can be isolated via caps or balloons and pressurized. It's recommended to always use water (hydraulic) pressure instead of pressurizing via air (pneumatic) means.



**Image 1: Wave Pool Deteriorated Finish & Substrate**



**Image 2: Crack Propagating from Termination of Expansion Joint at Gutter**



**Image 3: Delaminated Plaster Finish**



**Image 4: Corrosion Bleed-Through**





**Image 5: Finish & Substrate Deterioration at Expansion Joint**



**Image 6: Hairline Surface Cracking at Step Entry**



**Image 7: Finish Discoloration & Degradation**



**Image 8: Finish Condition in Submerged and Operating Condition**



**Image 9: Deteriorated Finish & Substrate along Side and End Walls**

## 2. Main Drains

### Observations and Comments:

- a) Four (4) sets of 12"x36" main drains are provided in the deep end of the wave pool. Each location has three covers and they appear to be anti-entrapment per Virginia Graeme Baker (VGB) Pool and Spa Safety Act. VGB was enacted nearly 15 years ago. Most plastic covers are only rated from 5 or 10 years of use and require replacement to stay compliant with the federal regulation. The drains are connected with 8" suction pipes.
- b) It is difficult to determine the manufacturer and model of the grates from the pool deck. It appears that the covers are similar to Waterway model 3783-250. Each of those 12'x12" covers are rated for 292 GPM at the code maximum 1.5 ft/sec velocity with the 62.4 square inch open area. If one of the four outlets is taken offline, the resulting velocity of 1.10 ft/sec which would be code compliant. The Waterway outlet covers are rated for 7 years before replacement is required.
- c) Based on the record drawings, each drain outlet should be provided with a hydrostatic relief valve. The purpose of hydrostats are to spring open and allow for ground water to enter into an empty pool through perforated piping when ground water levels are higher than the pool floor. If they are not in place or operational, empty pools risk the possibility of "floating" where hydrostatic pressures can exert an uplifting force to elevate the pool out of the ground.
- d) All main drains should also comply with ASME ANSI/APSP-16-2011 which requires a vertical separate between the top of the drain suction pipe to the underside of the drain cover of 1.5 times the suction pipe diameter.

### Recommendations:

- a) Federal law requires that all VGB drain covers be replaced on the intervals specified by the manufacturer. It is assumed that the covers were installed more than seven (7) years ago and require replacement.
- b) When the pool is drained and the covers removed, confirm there is proper separation between the drain suction lines and the underside of the VGB cover.
- c) Also when the pool is fully drained, confirm that the hydrostatic relief valves are operational.





- b) There are a total of 20 surge weirs below the gutter handhold. These surge weirs are slotted openings that drain into the gutter trough. During quiescent conditions, the water level is maintained 2" below the handhold at these slotted weir openings. The weirs act more like skimmers in this scenario where surface particulate is only removed at those locations and not in between.
- c) The purpose of the surge weirs is to not only meet the surface treatment requirement, but also the surge capacity needs in an economical manner. Surge capacity is addressed later in this report, but a minimum of one gallon per square foot of pool surface area is required. This allows for displaced water from the body mass of swimmers to be captured in a separate tank and allow the pool to continue operating at the handhold or rim flow elevation for sanitary purposes whether one person is in the pool or several hundred. With surge weir designs, the surge capacity is within the pool itself. As more and more swimmers enter the pool, the water level rises closer and closer to the handhold. But only at peak occupancy is the full gutter trough working as intended.
- d) The gutter trough is not continuous around the full pool perimeter. It only starts along the sides of the wave pool 35 feet from the beach entry. While not compliant with current code regulations, it is assumed that the wave pool has a grandfathered exemption to this requirement based on the age of original construction.
- e) Sealant is provided both above and below the gutter where the stainless steel meets the concrete. The sealant was observed to be deteriorated in both locations at certain points around the pool.
- f) Some discoloration was observed on the stainless steel. Since stainless steel contains carbon, any material that is not fully submerged will discolor based on the amount of carbon content in that grade of stainless steel. This is not as significant of an issue compared to indoor pools because chloramines are exhausted to the atmosphere.

**Recommendations:**

- a) Local health regulations do not allow for skimmers on pools larger than 2,400 square feet. With the wave pool more than seven times larger than this maximum size, they would not be approved for installation. But the surge weirs, which operate in a very similar fashion, just not with direct suction, are permitted. If a larger surge tank is ultimately provided that can accommodate at least 17,100 gallons of capacity, then the surge weirs can be abandoned and the pool can operate at the handhold elevation which would allow for surface particulate removal over the entire length of the gutter trough.
- b) The 35 feet of missing gutter on either side of the pool are assumed to be a grandfathered exemption that would only be required should the pool undergo a

significant renovation. In the meantime, these areas will likely see more debris and bacteriological growth that will need to be addressed by staff.

- c) Replace sealant in joints above and below the stainless steel gutter with a chlorine-resistant material suitable for pool applications.
- d) Clean discoloration from stainless steel with an approved cleaning agent such as SpectraClean by Spectrum Products.



**Image 13: Discoloration on Face of Stainless Steel Gutter Trough**



**Image 14: Interior Gutter Channel Profile**



**Image 15: Surge Weir and Gutter Hand Hold**



**Image 16: Deterioration of Sealant Above Gutter and Concrete**



**Image 17: Gutter Operating at Surge Weir Elevation**



**Image 18: Deterioration of Sealant below the Stainless Steel Gutter**

#### **4. Inlets**

##### **Observations and Comments:**

- a) Filtered and treated water is introduced into the pool via  $\frac{1}{2}$ " openings in the bottom of the stainless steel gutter. A return supply tube is located within the gutter trough. These openings are spaced 22" apart with a total of 170 openings over the length of the gutter. And these openings are located 10" below water level. Current health code requires wall inlets to be at least 12" below the operating water level.
- b) The stainless steel gutter does not run the entire length of the pool. At the beach entry, eight (8) floor inlets are provided.
- c) Assuming each floor inlet is provided approximately 30 GPM, 9.9 GPM is provided at each  $\frac{1}{2}$ " gutter inlet resulting in an orifice velocity of 16.1 ft/sec.
- d) Wall inlets can inhibit recirculated water in quiescent conditions to circulate treated water in the middle of the pool as velocities tend to "short cycle" to the perimeter gutter. Many codes do not allow them for pools as wide as the wave pool for this reason.

##### **Recommendations:**

- a) No action is recommended to the wall inlet system. While velocities may exceed current code requirements, or the depth is shallower than what is allowed per current regulations, the installed system should be 'grandfathered' into acceptance and will not require correction unless a major renovation is undertaken.



**Image 19: 3/8" Gutter Return Tube Inlets**

## **5. Access & Anchors**

### **Observations and Comments:**

- a) Egress ladders with recessed step pockets are provided at four (4) locations on the sides of the wave pool. There was some discoloration due to years of use but were generally in fair condition.
- b) A short ramp entry is provided at one side of the zero beach entry into the wave pool. It's unclear if the original intent of this ramp was to provide ADA access into the wave pool, but it is not compliant with accessibility regulations. The current ramp transitions from the pool deck to the water level that is 20" lower. Only one handrail is provided along the ramp. At the opposite side of the beach entry from the ramp is a wide stair entry with two steps.
- c) A barrier railing is provided along the beach entry, presumably to discourage access into the wave pool from the sides. Another railing is provided alongside of the spray feature area adjacent to the stairs. The railings and anchors appeared to be in good condition.

### **Recommendations:**

- a) All stainless steel that is not fully submerged will exhibit signs of corrosion. Discoloration and corrosion are much less aggressive in an outdoor environment where any chloramines escape to the atmosphere. Spectra Clean or similar stainless steel cleaners for pool environments should be used to clean all stainless steel above the water level, such as barrier railings and ladders.



- b) Compliant ADA access into all pools, regardless of their age of original construction, has been required since the federal government enacted the regulations in 2010. Some exemptions are allowed for wave pools. A secondary means of access is not required, like conventional pools, when the perimeter exceeds 300 lineal feet. And ramp entries do not require landings at 24 to 30 inch changes in elevation. Only two railings are required at the pool's sloped entry and they do not need to be installed next to one another like a conventional ramp entry. Often in wave pools, they are at opposite sides of the beach entry. The railings should extend to at least 24" of pool depth where swimmers are considered buoyant.
- c) Any embeds within 5'-0" of the pool require bonding and grounding per NEC 680.
- d) A minimum 2" wide contrasting band is required by code on the treads of the stair entry.



**Image 20: Ramp Entry and Barrier Railing**



**Image 21: Noncompliant ADA Ramp Entry**



**Image 22: Deep End Ladder Rails**



**Image 23: Egress Ladder**





**Image 24: Splash Pad Railing**



**Image 25: Beach Entry Stairs**

## **6. Markings**

### **Observations and Comments:**

- a) Some of the depth markings around the wave pool's perimeter are manufactured and others are painted. Some of both types appeared faded and very difficult to read. Code requires horizontal depth markings on the deck and vertical depth markings on the pool walls at the same locations. Depth markings are necessary at any depth contour changes, vertical depth changes of 24", and no more than 25 feet apart from one another around the pool's perimeter. Markings are not required at the zero beach entry.
- b) Some "No Entry" signs were observed, but there were not any "No Diving" warning signs. Code requires No Diving warning signs at areas where the water depth is less than five (5) feet and is recommended to be spaced at no more than 25 feet apart.

### **Recommendations:**

- a) Depth markings and warning signs should meet current code requirements, regardless of the original date of construction. Typically, depth markers and warning signs are not subject to grandfathered exemptive status. Vertical depth markings are recommended at all locations where horizontal depths are provided.
- b) "No Diving" warning signs are recommended around the pool at shallow water areas in similar size as the depth markers.
- c) The contrasting depth bands are not continuous across the pool floor and up the side walls and should continue to the handhold per industry standard.



**Image 26: No Entry Perimeter Deck Sign**



**Image 27: Faded Depth Marking**



**Image 28: Faded Painted Deck Markings**



**Image 29: Vertical Depth Marking**

## **7. Deck and Pool Safety Equipment**

### **Observations and Comments:**

- a) Since the site assessment took place during the offseason, little pool safety equipment was observed. Fixed lifeguard stands were observed in fair condition. Ring buoys were seen fixed to perimeter fencing.
- b) Emergency stops for the wave system equipment were observed that the lifeguard stands.

- c) The deck surrounding the pool was all concrete and appeared in good condition given its age. Hairline cracks were observed around the stanchion anchors and above the wave caisson chambers. Some of these appear to have been patched.
- d) Since the pool was not operating during the site inspection, drainage couldn't be confirmed. However, there was little staining to indicate low spot areas, aside from atop the wave caisson chambers where no drainage is present.
- e) There are areas where the sealant between the back of the pool wall and the surrounding deck as deteriorated, is missing, or the backing material isn't set.

**Recommendations:**

- a) During operation, the ring buoys are recommended to be adjacent to the lifeguard stands for quicker access by lifeguards during a rescue operation.
- b) Regularly test the wave system emergency stops to confirm proper operation.
- c) Confirm that at least one spineboard with head immobilizer, first aid kit, blood borne pathogen kit, shepherd's hook and reaching pole, a megaphone for public address and for each lifeguard during peak occupancy, one resuscitation mask, rescue tube, and whistle. These are the minimum safety requirements of local health code for a public pool.
- d) Significant forces are typical at wave pool caisson chambers. Minor hairline cracks are common and should just be monitored.
- e) The sealant around the pool is recommended to be replaced. Deck-O-Seal, or a similar product rated for pool deck applications and in the presence of chlorinated water, is recommended. Backing material will need to be replaced as needed.



**Image 30: Wave Pool Emergency Stop**



**Image 31: Ring Buoy and Throw Rope**



**Image 32: Deck Discoloration Likely from Standing Water**



**Image 33: Deck Cracking at Wave Caissons**



**Image 34: Deteriorating Deck Sealant and Exposed Joint Backing**



**Image 35: Missing Deck Sealant between Pool Wall and Deck**



**Image 36: Hairline Cracking at Railing Anchor**

**D. POOL MECHANICAL ITEMS**

- 1. Piping & Valves**
- 2. Filtration**
- 3. Pumps**
- 4. Surge Capacity**
- 5. Chemical Treatment**
- 6. Chemical Controller & Water Chemistry**
- 7. Wave Systems**
- 8. Make-Up Water**



***CH Observations, Comments and Recommendations:***

**1. Piping & Valves**

**Observations and Comments:**

- a) The exposed piping in the pool and spa mechanical rooms is painted Schedule 80 PVC. Most appeared in good condition, but since the inspection happened while the pool was winterized, it could not be confirmed if there were any leaks.
- b) Some valve hardware and supports were corroded in the surge tank and mechanical room. The valves were not manipulated to confirm range of operation. Coatings help protect against discoloration and corrosion; however, the pool chemicals are all within the same climactic space, along with the open top surge tank, and have been allowed to off-gas leading to the corrosion to all uncoated ferrous metals and the deterioration of some equipment.
- c) A few poured concrete thrust blocks were observed which help limit any movement in the piping system.
- d) Two flow meters were installed on the pool's recirculation piping. One was a digital flow meter and the second was an analog model, both from GF Signet. The first was located after the filter and the other after the return line splits downstream. The second location is not common, though it can be used in this installation to ensure that the return line flow rates are balanced following the split or tee. With the pool not in operation during the site inspection, flow meter readings could not be observed to confirm the design flow rates are met.
- e) No flow meter was installed on the backwash piping discharging from filter system.
- f) The suction lines from the surge tank into each recirculation pump is 10" resulting in an internal pipe flow velocity of 8.69 ft/sec (Sch 80) based on a recirculation flow rate of 1918 GPM. A 10" discharge comes off each pump which will have the same velocity. This assumes a recirculation flow rate of 1918 GPM and that the 50 hp pumps are alternated during operation.
- g) The filter system has a 6" backwash line to the waste pit. With a filter area in each vessel of 19.6 SF and a filtration rate of 16.3 GPM/SF, the backwash flow rate is approximately 320 GPM. With a 6" Sch 80 PVC pipe, the velocity is 4.01 ft/sec. One of the valves within the waste pit was reported by staff to not be operable.
- h) The filtered water splits into 8" supplies each serving 50% of the pool. At 50% of the recirculation rate, the water velocity is 6.85 ft/sec.

- i) The sprayground pump pulls approximately 150 GPM from the pool's return line. The suction piping into the feature pump is 3", as is the pump discharge piping into the feature manifold. This results in a velocity of 7.47 ft/sec.

**Recommendations:**

- a) Digital flow meters with magmeters are recommended for the most accurate flow readings. They should be installed at least 10 pipe diameters downstream from the nearest fitting and 4 pipe diameters upstream from the next fitting. The sensors installed were much closer than recommended which likely result in some turbulence at the sensors and less accurate readings.
- b) Valve stems are recommended along with the replacement of any inoperable valves within the waste pit.
- c) Maximum pipe velocities per code are 5 feet per second for any suction piping and 10 feet per second for any return piping. Assuming that the recirculation pumps are sized for 1918 GPM and are alternated, the 10" suction pipe should be at least 16" to comply with code. For the sprayground, the 3" suction line should be increased to 4" at 150 GPM.
- d) Impact flow meters should be provided on the backwash piping for the filter discharge and on the pool drain down line. Impact flow meters should be spaced per manufacturer's directions, typically 10 pipe diameters downstream from the nearest fitting and 4 pipe diameters upstream from the nearest fitting.
- e) All corroded valve hardware, hangers, and supports should be replaced with appropriate materials for the environment. Clevis hangers should be supported from the building structure, not from other piping systems.



**Image 37: Surge Tank Valves**



**Image 38: Valve Corrosion**



**Image 39: Mechanical Room Piping with Concrete Thrust Blocks**



**Image 40: Waste Pit Valves**




**Image 41: Filter Valves**



**Image 42: Filter Air Relief**



**Image 43: Digital Flow Meter Display & Sensor**



**Image 44: Analog Flow Meter**





**Image 45: Sprayground Flo-Vis Flow Meter**



**Image 46: Sprayground Feature Manifold**



**Image 47: Unsupported Strut and Pipe Guides / Straps**



**Image 48: Flow Meter Sensor**

## **2. Filtration**

### **Observations and Comments:**

- a) The original pool was constructed in 1982/83 with a vacuum sand filter based on the record drawings. It was replaced by six (6) vertical high-rate sand filter tanks in 1998 when the vac sand filter was converted into the wave pool's surge tank.
- b) Vertical sand filtration is not common in current new pool design domestically. If a facility utilizes high-rate sand filtration, the tanks are nearly always horizontal in orientation which allows for more efficient installations. However, vertical sand filters have a greater sand bed depth and can offer superior filtration depending on the amount of gravel and location of the laterals.

- c) The filter appeared in fair to good condition despite its age. The filter manufacturer, Recreonics, is still in the aquatics industry; however, they do not manufacture commercial filters, so outside sources would be required for any servicing or parts.
- d) All of the six (6) filter tanks are steel. Often, steel filters are provided with a lined coating on the interior. Most filter tank coatings get damaged, especially over 20+ years of use. Once the lining is compromised, corrosion will ensue and often becomes visible on the exterior of the filter tank. Little corrosion was evident from outside of the tanks except for the legs and some supports. However, this does not guarantee that the interior of the filter tanks are in good condition.
- e) Each filter tank has 19.6 SF of filter area resulting in a total filter area of 117.6 SF. Based on the recirculation rate of 1918 GPM, the filtration rate is 16.31 GPM/SF. While most sand filters are tested to a maximum filtration rate of 20 GPM/SF, most commercial filter manufacturers do not recommend them for filtration rates above 15 GPM/SF.
- f) The sand within the filters was reportedly replaced five (5) years ago during the offseason.
- g) Backwashing of the filters is done via linked valves to reverse the filter's flow. Since there isn't a VFD, it is assumed that the flow rate remains approximately 320 GPM through each filter tank. This is the same flow rate as is regularly recirculated back to the pool. This will result in a similar backwash rate to the filtration rate, 16.3 GPM/SF which is slightly lower than recommended for backwashing purposes. Fluidization of the media bed is important for a thorough backwashing. Recommended bed expansions typically aren't obtained at rates less than 18-20 GPM/SF.
- h) Staff reported that the filters are typically backwashed on 1-2 week intervals to a 24" diameter gravity well to storm. No flow meter was provided on the backwash pipe to indicate the rate of backwash or discharge to waste.
- i) Each sand filter is provided with a small tap in the top of the tank to bleed any trapped air. Discoloration was observed on some of the filter tanks from the use of these air relief valves.

**Recommendations:**

- a) Given that the vertical sand filters are nearly 25 years old and the manufacturer is no longer in the market for parts and servicing, it's recommended that the existing filters be replaced in the next 2-3 years. High rate sand filters are historically replaced every 25-30 years. Fiberglass filters are recommended for replacement instead of lined steel tanks.



- b) Should Metro Parks look to get more life than 2-3 years out of the filter, the media within the tank will be recommended for replacement. When the sand is removed, close inspection should be performed of each filter tank's interior lining as well as the condition of the internal laterals. It is not uncommon for sand filter laterals to fail at some point during their life. When they do, it is typically evident as sand can be seen in the pool itself.
- c) The installation of a VFD on the recirculation pump may be able to program for a slightly higher flow rate for backwashing purposes to improve on the media bed fluidization.
- d) Provide an impact flow meter on the backwash line with appropriate spacing from fittings and valves per manufacturer's installation recommendations.



**Image 49: Vertical Sand Filtration Tanks**



**Image 50: Corrosion at Filter Support Leg**



**Image 51: Corrosion at Filter Support Legs and Discoloration Likely from a Leak**



**Image 52: Sanitary Waste Pit**



Image 53: Filter Gauge Panel



Image 54: Backwashing Sight Glass

### 3. Pumps

#### Observations and Comments:

- a) Two vertical in-line, split coupled pumps are installed above the surge tank for recirculating the pool water. Both pumps are 50 hp and 3 phase with 10" suction and discharge pipes.
- b) Neither pump had a vacuum or compound gauge on the suction side or a pressure gauge on the discharge side.
- c) Some corrosion was observed on the uncoated pump components, presumably a result of being mounted above the open top surge tank. (Additional narrative on the surge tank and off-gassing later is in more detail later in the report.)
- d) The pump motors appeared to be electrically bonded; however, some of the recirculation equipment did not appear to have a bonding connection including the Accu-Tab chlorinator booster pump, water chemistry controller, or the steel filter tanks.
- e) A 10 horsepower vertical multistage booster pump was installed to supply water to the spray features in the beach entry. It appeared that this pump was installed in 2017 and still appeared to be in good condition. This pump model is provided with 304 (standard) or 316 (premium) stainless steel on all internal wetted parts. Stainless steel with lower carbon content is better suited for chlorinated water as it will discolor and corrode at a slower rate. So, a 316 grade is preferred to 304, and 316L is more suitable than 316. With the pump internals not fully submerged in pool water during periods when the spray features are not on or during the offseason, eventual discoloration and corrosion are very likely.

- f) There appears to be some challenges to service access to the two 50 hp recirculation pumps. Overhead access seems to be utilized for pulling the pump motors.
- g) Conventional motor starters were provided for the three pool pumps. The enclosures appeared in good condition though the chemicals off-gassing from the open-top surge tank should expect to have a deteriorating effect on their life expectancy.

**Recommendations:**

- a) It is recommended that a back-up pump be provided for pool recirculation and the sprayground features. While it's believed that the recirculation pumps still have several years of useful life remaining, pumps like most equipment, are experiencing several month's lead time with current supply chain delays. Should the pump(s) fail, the pool will need to be shut down until a replacement can be purchased and installed and would likely jeopardize the remainder of the summer season. The failure of the sprayground pump wouldn't be as catastrophic; however, the materials and use of this pump make it more susceptible to operational issues.
- b) Operable vacuum/compound gauge should be provided on the suction side of all pumps and a proper pressure gauge on each pump's discharge. These gauges should be located as close to the pump itself for the most accurate readings.
- c) The pump curve for all pumps is recommended to be laminated and wall-mounted for reference within the pool mechanical room. If flow meters fail in the future, pump performance and operational conditions can still be determined by referencing the curves.
- d) When any pumps require replacement, it is recommended to be provided with a fusion bonded epoxy coating, similar to Scotchkote 134, to protect against the chlorinated water.
- e) When the motor starters require replacement, a variable frequency drive is recommended. VFDs typically pay for themselves after approximately 2 years of service from the energy savings on year-round pools. Swimming pool recirculation systems have to be designed for fully-loaded filters which only happen about 5% of the time. During the other 95% of the time, the pumps operate at a less efficient point on the pump curve which is why VFDs are valuable for these installations. Recirculation pump VFDs are typically controlled via flow cells downstream of the recirculation pumps and filters.
- f) All recirculation components should be bonded and grounded per National Electric Code (NEC) 680. This includes pool shell reinforcement, deck embeds within 5'-0" of the pool, at least 3'-0" of deck reinforcement around the pool, all spray features, pumps, filters, heaters, chemical feed pumps, surge tank, and controllers.





**Image 55: Vertical Recirculation Pump**



**Image 56: Corrosion at Recirculation Pump Base and Frame**



**Image 57: Overhead Access for Servicing Recirculation Pumps**



**Image 58: Corrosion at Vertical In-Line Split Coupled Pump**



**Image 59: Wave Pool System Bond Wiring**



**Image 60: Recirculation Pump Starter Panel**



**Image 61: Sprayground Pump**



**Image 62: Sprayground Pump Starter**

#### **4. Surge Capacity**

##### **Observations and Comments:**

- a) An open top steel tank is used for the wave pool's required surge capacity. The facility was originally operated with a vacuum sand filter for the first 13-15 years of the pool's operation. It appears that the current surge tank was this original filter that has been repurposed. Some areas of corrosion were observed.
- b) The rim of the surge tank was 29" above the mechanical room floor slab which appeared to be approximately 5" above the pool's operating water level.
- c) There was no float within the surge tank to balance the draw of water from the main drains and gutter system. The absence of a float valve and with the pool not in operation at the time of the site inspection, it's unknown what the operating water level is within the surge tank. The tank was dimensioned to be 16'-0" long x 6'-0" wide x 8'-0" deep. This results in an empty capacity of 768 cubic feet. A minimum of one (1) gallon of surge capacity is needed per code for each square foot of filter area. For the Lake Erie wave pool, a minimum of 2,286 CF is required.
- d) The atmosphere within a typical surge tank is very aggressive. With the chlorinated water continually churning, chloramines are continually off-gassed. Since the surge tank has an open top, this aggressive air escapes within the pool mechanical areas and will impact the condition of any uncoated ferrous metals and shorten the life of some equipment and control panels.

##### **Recommendations:**



- a) While the surge capacity is only 33 percent of the minimum required per current code (and likely closer to 20-25% during actual operations), the pool qualifies for a 'grandfathered' exemption given the date of original construction. Compliance would only be necessary should the pool undergo a major renovation.
- b) The old vacuum sand filter can continue to serve as the pool's surge tank; however, it's recommended that a new coating be provided to address the corrosion observed. Advanced corrosion can lead to the tank's failure and would lead to leaks.
- c) Covers are available for vacuum sand filters or open surge tanks to limit off-gassing into a pool equipment room. One is recommended to maximize the life expectancy and performance of equipment and systems within the space.



**Image 63: Corrosion at Coated Steel Surge Tank**



**Image 64: Corrosion at Coated Steel Surge Tank**



**Image 65: Make-up Water Fill at Surge Tank**



**Image 66: Surge Tank During Normal Operation**

## 5. Chemical Treatment

### Observations and Comments:

- a) Calcium hypochlorite (solid chlorine) is the primary sanitizer for the wave pool. The Accu-Tab erosion feeder is located within the main pool mechanical space. It was reported to be a new unit and appeared to be in good condition.
- b) A couple of different injection points were observed for the chlorine system, one on each side of the filtered water split. This approach should help ensure a more balanced distribution of treated water back to the pool.
- c) Carbon dioxide (CO<sub>2</sub>) is used for pH control of the pool water. A large 750 lb bulk tank was in the pool mechanical room and appears to be the primary pH buffering agent. CO<sub>2</sub> is an asphyxiating gas that is colorless and odorless. No leak detection system was observed in the mechanical room.
- d) There was also a smaller double-walled muriatic acid tank with a peristaltic pump in the mechanical room. The tank was on an elevated stand and appeared to have a storage capacity of approximately 25 gallons.
- e) Poly tubing is provided between the acid pump and injection point which is at the filter header piping.
- f) NFPA chemical hazard signage and material safety information was not observed where the primary chemicals were used and stored for the pool. No MSDS information was observed during the site visit.

### Recommendations:

- a) The pool chemicals are recommended to be stored in dedicated chemical closets to be exhausted independently to the exterior, typically at rates around 15-20 air changes per hour, depending on specific code requirements. They should be under a negative pressure relative to adjacent spaces and enclosed with a proper fire rating. This will help limit corrosion due to chemical off-gassing attacking the space.
- b) NFPA chemical hazard signage was not provided for the chemicals stored on site and material safety data information was not observed. These should be located on the chemical room doors per code. And each room should be provided with the relevant MSDS information in the event of a spill or accident.
- c) Erosion feeders, chemical product containers, and the bulk acid tank should be kept fully sealed to limit any off-gassing.

- d) An acid scrubber is recommended to be installed on the top of the bulk tank. Since acid is extremely corrosive if allowed to off-gas the scrubber helps to limit these gasses that escape to the atmosphere.
- e) At the point of injection for the chemicals into the recirculation piping, it's recommended that they're installed with threaded pipe saddles which will limit the chemical leaks observed at both pools.
- f) The amount of chemical stored on site should not exceed the fire rating for which the room was designed. For calcium hypochlorite, typically product that is in the hopper does not count towards storage quantities. But under H-2 occupancy, most jurisdictions don't allow for more than 200 lbs to be stored in the same space.
- g) Poly tubing can become brittle and is subject to leaks and failure. It's recommended to plumb the chemical injections with a short run of poly tubing off the feed pump which then can connect to a Sch 80 PVC pipe to route the supply into the main return line.
- h) Dry A:B:C-type fire extinguishers are not recommended in the presence of chlorine-containing oxidizers. The reaction between the oxidizer and the ammonium salts in the fire extinguishing agent may produce an explosive compound ( $\text{NCl}_3$ ). Carbon dioxide or other agents that depend on their smothering action for effective use will be of no value in extinguishing fires involving oxidizers. It is recommended that water-based fire extinguishers be used instead.
- i)  $\text{CO}_2$  is an asphyxiating gas. It should be stored in a space with a minimum of 20 ACH and is recommended that a  $\text{CO}_2$  alarm be provided to detect elevated levels and potentially a life-threatening situation.



**Image 67: Accu-Tab Chlorinator**



**Image 68: Bulk Carbon Dioxide Tank**





**Image 69: Muriatic Acid Storage Tank & Stand**



**Image 70: Chemical Storage**



**Image 71: Chemical Storage Closet**



**Image 72: Chemical Injection Tap**



**Image 73: Chlorinator Side Stream Taps**



**Image 74: Acid Feed Pump and Poly Piping**

## 6. Chemical Controller & Water Chemistry

### Observations and Comments:

- a) A BECSys 2 water chemistry controller is installed. It is a newer controller that is not original to the pool. It has limited functionality as it is one of the basic BECS controllers. It appears that it is only used for chlorine and pH management.
- b) Since the pool was not in operation at the time of the facility assessment, the controller's performance was not observed.
- c) No remote access appeared to be provided for the controller.

### Recommendations:

- a) It is strongly recommended that regular cleaning protocols are maintained for the controller's probes per manufacturer's recommendations. Once the pool is in operation, manual water chemistry readings should be done at the sample cell to confirm the controller's readings and calibrate if needed. A photometric test kit, such as Palintest 6, provides the more accurate readings compared to a standard Taylor test kit, and is recommended for calibration purposes.
- b) Confirm that the pool recirculation systems are interlocked with that recirculation pumps so that if there is no power to the recirculation pump, there is no power to that pool's other recirculation components.
- c) If there is a need for remote alert to maintenance staff when chemistry parameters are out-of-range or in alarm, a wireless module can likely interface with the controller to provide instant notifications via text or email.



Image 75: Water Chemistry Controller



Image 76: Chemical Controller Wiring & Sample Cell





**Image 77: Sample Cell**

## **7. Wave Systems**

### **Observations and Comments:**

- a) The WaveTek wave system was reported to have been installed as part of the original construction of the pool in 1983. Staff reported that the system was first put into service for the summer of 1985. However, the manufacturer, Aquatic Development Group, and their records indicate that the original wave system was replaced with newer equipment in 1996. These upgrades consisted of new blowers, air directional valves, splashguards, galvanized steel ducting, pneumatic components, and a motor control center.
- b) The existing system at the facility consists of three (3) 100 hp blowers that discharge into fabricated steel ducting that distributes air to four (4) stainless steel, WaveTek, Verawave pneumatically actuated directional valves.
- c) Compressed air is provided by a 20 hp Saylor Beal reciprocating air compressor. The compressor was observed to be significantly corroded.
- d) The pneumatic system piping, fittings, regulators, lubricators, solenoids, and tubing all appear to be in good condition and were reported to be operating properly.
- e) Electronic controls were replaced in 1996 and again by WaveTek in 2017 with an integrated, PLC-based motor control center that includes motor starters.
- f) While the wave system and equipment weren't observed during operation, the entire system appeared to be in good condition given its age. All of the equipment systems appear to have been very well maintained and found to be in much better condition than anticipated, likely due to attentive maintenance practices.

- g) Air movement and noise suppression is important for a wave equipment room. The wave systems were not observed in operation, but staff has installed a portable dehumidifier in the space which has reportedly helped tremendously with the conditions in the space and condition of the wave equipment. Corrosion and an absence of some of the original baffles was observed.

**Recommendations:**

- a) It's recommended that the air compressor be replaced given it's observed condition.
- b) While the remaining wave equipment is in good condition given its age, it is recommended to replace the system in the next few years. Improvements in wave generation technology since 1996 would result in a new wave system able to provide equal performance with less horsepower and save Metro Parks in annual operational costs.
- c) The wave fans are recommended to be supported from the floor until a new system is provided.
- d) Replace the acoustical baffles within the wave equipment space.
- e) If the wave pool structure is modified with a new interior structure (see Appendix), a shallower deep end at the caissons is recommended. Staff reported that there are frequent rescues in this area of the pool. Deep water design was typical in 1980s wave pools, advancements in pool floor and caisson geometry has allowed pool depths to be decreased while maintaining wave performance.



**Image 78: Wave Caissons**



**Image 79: Control Panel**



**Image 80: Corroded Wave System Air Compressor**



**Image 81: Dehumidifier for Wave Pool Equipment Space**



**Image 82: Corroded Baffles in Equipment Room**



**Image 83: Motor and Unsupported Fan**



**Image 84: Wave Generation Starter**



**Image 85: Corroded Fasteners**



## 8. Make-up Water

### Observations and Comments:

- a) The water make-up appears to be controlled manually for the wave pool. An automatic level controller was observed and likely original to the pool; however, it has been abandoned. Staff mentioned that the  $\frac{3}{4}$ " make-up for the automatic water level controller is not able to keep up with water lost due to leaks, splash-out, and evaporation. Approximately 12 GPM should be able to flow through the  $\frac{3}{4}$ " make-up water line. Based on the pool's size, this equates to a little more than 1.5" of depth in the pool per day.
- b) From an image included below during the wave pool's operation, the water does not seem to be maintained at the perimeter overflow gutter.

### Recommendations:

- a) More than 1.5" of water loss per day is much more than should be anticipated, especially for a wave pool where splash-out and evaporation losses are less than conventional pools due to the difference in deck and water level elevations. Once repairs are made to the pool structure, the 1.5" per day losses should be reduced and the  $\frac{3}{4}$ " make-up supply should be able to keep up.
- b) An automated water level controller is recommended to maintain the water at the gutter level to ensure the surface is continually treated and filtered where 80% of the pool debris resides on average.
- c) A dedicated water meter is recommended to be provided for the pool system so that regular water consumption can be monitored to more quickly alert staff if there is a future water loss due to a pipe break below grade or a compromise in the pool structure.



Image 86: Water Shy of Beach Entry Gutter



Image 87: Water Level Control Panel

## E. OPINION OF PROBABLE COST

The following opinion of probable cost addresses the items identified in this report needing repair, replacement or renovation. It is recommended that, when prudent, the renovation tasks should be bundled to be more cost effective. This efficiency may result in an overall savings in the project cost. Please note that several of the items may either be dependent on another item and some may be more or less intensive based on testing results. Additionally, some line items render other options not applicable.

Item	Unit	Unit Cost	Quantity	Total Cost
Remediate joints at the stainless steel gutter and provide new chlorine-resistant sealant	LF	\$ 3	1140	\$ 3,420
Allowance for crack remediation within the existing wave pool structure and treatment of any rebar corrosion with rust inhibitor	Lump Sum	\$ 12,000	1	\$ 12,000
Provide a new floor slab for the entire wave pool with the new deep end shallower per current wave pool industry standards. Dowel new floor slab into the existing walls that are to remain.	Lump Sum	\$ 1,800,000	1	\$ 1,800,000
Provide a new quartz aggregate finish within the renovated pool.	SF	\$ 12	18500	\$ 222,000
Provide an epoxy painted finish within the renovated pool.	SF	\$ 4	18500	\$ 74,000
Provide contrasting nosings, new depth markers and warning signs, and a full contrasting band at the changes in water depth zones per code	Lump Sum	\$ 2,500	1	\$ 2,500
Provide new VGB compliant main drain covers	Each	\$ 250	12	\$ 3,000
Add ADA compliant railings within the wave pool zero entry with bonded and grounded anchors	Lump Sum	\$ 18,000	1	\$ 18,000
Provide variable frequency drives for all three pumps with bypasses	Each	\$ 11,000	3	\$ 33,000
Provide a digital flow meter for the recirculation system to replace the analog model	Each	\$ 1,200	1	\$ 1,200
Provide impact flow meter on the backwash piping	Each	\$ 250	1	\$ 250
Add valve stems and replace valves in the waste pit	Lump Sum	\$ 1,800	1	\$ 1,800
Allowance for replacement of corroded valve hardware, hangars and improper supports	Lump Sum	\$ 8,500	1	\$ 8,500
Provide a spare wave pool recirculation pump and motor as attic stock for emergency replacement	Each	\$ 22,500	1	\$ 22,500
Provide a spare sprayground feature pump and motor as attic stock for emergency replacement	Each	\$ 11,500	1	\$ 11,500
Provide common bonding connection for all recirculation system components and test for continuity	Lump Sum	\$ 5,000	1	\$ 5,000

**Table 1: Opinion of Probable Repair & Renovation Costs**



Item	Unit	Unit Cost	Quantity	Total Cost
Provide compound and pressure gauges for each pump	Each	\$ 120	6	\$ 720
Provide new high rate sand filters	Lump Sum	\$ 165,000	1	\$ 165,000
Provide new sand media for the existing sand filters	Lump Sum	\$ 7,000	1	\$ 7,000
Provide NFPA signage and MSDS information for chemicals stored at the site.	Lump Sum	\$ 75	3	\$ 225
Provide a cover for the surge tank to limit chloramine off-gassing within the pool mechanical room	Each	\$ 3,500	1	\$ 3,500
Provide an acid scrubber for installation on the bulk muriatic acid tank	Each	\$ 850	1	\$ 850
Replace chemical piping and saddles at injection points	Lump Sum	\$ 5,000	1	\$ 5,000
Provide a water-based fire extinguisher	Each	\$ 200	1	\$ 200
Provide a CO <sub>2</sub> alarm and monitor within the pool mechanical room.	Each	\$ 1,200	1	\$ 1,200
Install an automatic water level controller to manage pool water levels from the surge tank	Each	\$ 9,700	1	\$ 9,700
Provide a new air compressor for the existing wave system	Each	\$ 4,750	1	\$ 4,750
Provide a full replacement of the existing wave equipment	Lump Sum	\$ 400,000	1	\$ 400,000
Myrtha RenovAction stainless steel pool structure with PVC membrane	Lump Sum	\$ 1,415,000	1	\$ 1,415,000

**Table 1: Opinion of Probable Repair & Renovation Costs (cont.)**

Notes:

- 1) Repair costs do not account for draining, refilling, heating, or chemical treatment costs.
- 2) The engineer has no control over the cost of labor, materials, equipment, or over the contractor's methods of determining prices or over competitive bidding or market conditions. Opinions of probable costs provided herein are based on the information known to the engineer at this time and represent only the engineer's judgment as a design professional familiar with the construction industry. The engineer cannot and does not guarantee that proposals, bids, or actual construction costs will not vary from its opinions of probable costs.

## APPENDIX A – NEW POOL STRUCTURE

Given the persistent challenges with the existing pool structure, finishes, and annual repairs, an option that may warrant consideration by the Huron-Clinton Metro Parks is the construction of a new pool within the existing structure. A “RenovAction” solution would give new life to the Lake Erie wave pool for decades to come. This would be a proprietary system from Myrtha Pools. It has been implemented effectively on many similar existing pool shells that exhibit many of the same operational and performance issues that face problematic structural issues over decades of use.

A RenovAction consists of thin rails that are mechanically secured to the existing structure for the installation of modular stainless steel panels and finished with a fiberglass reinforced composite membrane. Since the pool is not used for competitions and exact course lengths are not critical, it will likely be most cost effective to construct the RenovAction system within the existing pool tank reducing the overall pool area minimally. The existing stainless steel gutter would be removed and a new wall panel system with perimeter overflow gutter would be provided. This option would come with a 25-year warranty on the structure and 10-year warranty for waterproofing integrity.

The panels and materials will come from Italy, so there is a significant lead time that needs to be built into the timeline for approvals, fabrication, and shipment. To get a feeling for the procurement time needed, on a recent project for a 50 meter pool RenovAction, Myrtha requested 120 days from time of initial deposit until the materials were on site. Once on site, the actual installation could start and finish easily within one off-season. As mentioned, the RenovAction system would receive a new gutter around the full pool perimeter, as well new main drain sumps and return fittings.

Below are before and after example images from some other RenovAction installations in the U.S.



**Before and After Images #1: Rochester Recreation Center – Rochester, MN**



**Before and After Images #2: Simpson Park – Lakeland, FL**



**Before and After Images #3: Miami Dade College – Miami, FL**



**Before and After Images #4: Memorial Pool – Pasco, WA**

The renovated pool would be provided with a “Softwalk” finish at the shallow ends of the pool. This will provide a superior walking surface for swimmers in the beach entry. The total opinion of cost for the Myrtha RenovAction system with Softwalk membrane is \$1,415,000.

Other options are available, such as the Myrtha “Skin” which provides a complete steel pool solution as the product consists of the same Myrtha steel/PVC technology, but with a thickness of 0.5mm (25 Gauge) and is supplied in rolls. The installation follows a similar procedure as the Myrtha Evolution membrane, with expansion joints to allow for any future potential movement of the floor.



**Myrtha Skin: Stainless Steel Rolls & Installation**





## Appendix C: Southeast Michigan Aquatic Facilities

### Facilities

Facility Name	Street Address	City	Zip Code	County	Public/Private/Non-Profit	Indoor/Outdoor
Adams Butzel Recreation Complex	10500 Lyndon St	Detroit	48238	Wayne	Public	Indoor
Anchor Bay Aquatic Center	52401 Ashley St.	New Baltimore	48047	Macomb	Public	Indoor
Ann Arbor YMCA	400 W. Washington St.	Ann Arbor	48103	Washtenaw	Non-Profit	Indoor
Aqua-Tots Swim School - Canton	43335 Joy Rd.	Canton	48187	Wayne	Private	Indoor
Aqua-Tots Swim School - Dearborn	24365 Michigan Ave.	Dearborn	48124	Wayne	Private	Indoor
Aqua-Tots Swim School - Farmington Hills	31221 W. 14 Mile Rd.	Farmington Hills	48334	Oakland	Private	Indoor
Aqua-Tots Swim School - Novi	44225 W. 12 Mile Rd. Suite 103	Novi	48377	Oakland	Private	Indoor
Aqua-Tots Swim School - Sterling Heights	44891 Hayes Rd.	Sterling Heights	48313	Macomb	Private	Indoor
Aqua-Tots Swim School - Troy	846 E. Big Beaver Rd.	Troy	48083	Oakland	Private	Indoor
Beechview Swim and Tennis Club	27000 Westmeath Ct.	Farmington Hills	48334	Oakland	Private	Outdoor
Birmingham Athletic Club	4033 Maple Road	Bloomfield Hills	48301	Oakland	Private	Outdoor
Birmingham Family YMCA	400 E. Lincoln St.	Birmingham	48009	Oakland	Non-Profit	Indoor
Boll Family YMCA	1401 Broadway	Detroit	48226	Wayne	Non-Profit	Indoor
Brandon Aquatic & Fitness Center	1025 S. Ortonville Rd.	Ortonville	48462	Oakland	Public	Indoor
Brennan Pools	21415 Plymouth	Detroit	48228	Wayne	Public	Outdoor
British Swim School - Northwest Detroit	42100 Crescent Blvd.	Novi	48375	Oakland	Private	Indoor
British Swim School - South Lyon	22185 Pontiac Trail	South Lyon	48178	Oakland	Private	Indoor
British Swim School - Wise Academy	922 N. Beech Daly Rd.	Dearborn Heights	48127	Wayne	Private	Indoor
Buhr Park Pool	2751 Packard St.	Ann Arbor	48108	Washtenaw	Public	Outdoor
Carls Family YMCA	3300 Family Dr.	Milford	48381	Oakland	Non-Profit	Both
Castle Garden Swim Club	14501 Hix St.	Livonia	48154	Wayne	Private	Outdoor
Charles S. Cameron Pool	445 Mayer Dr.	Chelsea	48118	Washtenaw	Public	Indoor
Chelsea Wellness Center	14800 E. Old Hwy 12	Chelsea	48118	Washtenaw	Private	Indoor
Chippewa Club	2525 Gofside Dr.	Ypsilanti	48197	Washtenaw	Private	Outdoor

Clements Circle Park Pool	9999 Harrison St.	Livonia	48150	Wayne	Public	Outdoor
Coleman A. Young Recreation Center	2751 Robert Bradby Dr.	Detroit	48207	Wayne	Public	Indoor
Colony Swim Club	8300 N. Beck Rd.	Canton	48187	Wayne	Private	Outdoor
Cranbrook Swim Club	30580 Evergreen Rd.	Southfield	48076	Oakland	Private	Outdoor
Dearborn Country Club	800 N. Military St.	Dearborn	48124	Wayne	Private	Outdoor
Dexter Community Pool	3060 Kensington St.	Dexter	48130	Washtenaw	Public	Indoor
Donald B. Canham Natatorium - University of Michigan	500 E. Hoover Ave.	Ann Arbor	48104	Washtenaw	Private	Indoor
Downriver Family YMCA	16777 Northline Rd.	Southgate	48195	Wayne	Non-Profit	Indoor
Dunworth Pool & Water Park	801 N. Denwood St.	Dearborn	48128	Wayne	Public	Outdoor
Edgewood Country Club	8399 Commerce Rd.	Commerce Charter Township	48383	Oakland	Private	Outdoor
Eisenhower High School Pool	6500 25 Mile Rd.	Shelby Township	48316	Macomb	Private	Indoor
Farmington Family YMCA	28100 Farmington Rd.	Farmington Hills	48334	Oakland	Non-Profit	Indoor
Flat Rock Community Center	1 Maguire St.	Flat Rock	48134	Wayne	Public	Indoor
Ford Woods Pool & Water Park	5700 Greenfield Rd.	Dearborn	48126	Wayne	Public	Outdoor
Forest Lake Country Club	1401 Club Drive	Bloomfield Hills	48302	Oakland	Private	Outdoor
Franklin Hills Country Club	31675 Inkster Road	Franklin	48025	Oakland	Private	Outdoor
Fraser Aquatics	34270 Garfield	Fraser	48026	Macomb	Private	Indoor
Fuller Park Pool	1519 Fuller Rd.	Ann Arbor	48105	Washtenaw	Public	Outdoor
Georgetown Country Club	1365 King George Blvd.	Ann Arbor	48108	Washtenaw	Private	Outdoor
Goldfish Swim School - Ann Arbor	2107 West Stadium Blvd.	Ann Arbor	48103	Washtenaw	Private	Indoor
Goldfish Swim School - Birmingham	2388 Cole St. Ste. 101	Birmingham	48009	Oakland	Private	Indoor
Goldfish Swim School - Canton	225 Sheldon Rd.	Canton	48187	Wayne	Private	Indoor
Goldfish Swim School - Clarkston	6340 Waldon Center Dr.	Village of Clarkston	48346	Oakland	Private	Indoor
Goldfish Swim School - Farmington Hills	22710 Haggerty Rd. #200	Farmington Hills	48335	Oakland	Private	Indoor
Goldfish Swim School - Macomb	18377 Hall Rd.	Macomb	48044	Macomb	Private	Indoor

Goldfish Swim School - Rochester	550 South Street	Rochester	48307	Oakland	Private	Indoor
Great Lakes Athletic Club	3800 Baldwin Rd.	Lake Orion	48359	Oakland	Private	Both
Grosse Pointe Shores Pool	800 Lake Shores Rd.	Grosse Pointe Shores	48236	Wayne	Private	Outdoor
Hamburg Fitness Center & Campsite	8540 Hamburg Rd.	Brighton	48116	Livingston	Private	Indoor
Hartland Caroselli Aquatic Center	10635 Dunham Rd.	Hartland	48353	Livingston	Public	Indoor
Heilmann Recreation Center Pool	19601 Crusade St.	Detroit	48205	Wayne	Public	Indoor
Highlander Aquatic & Fitness Center	1224 W. Grand River Rd.	Howell	48843	Livingston	Public	Indoor
Huron Valley Pools & Fitness	1630 Bogie Lake Rd.	White Lake	48383	Oakland	Private	Indoor
Huron Valley Swim Club	4601 Park Rd.	Ann Arbor	48103	Washtenaw	Private	Outdoor
Island Lake of Novi Swimming Pool	50444 Drakes Bay Dr.	Novi	48374	Oakland	Private	Outdoor
Jack E. Kirksey Livonia Community Recreation Center	15100 Hubbard St.	Livonia	48154	Wayne	Public	Indoor
Jewish Community Center of Metropolitan Detroit	6600 W. Maple Rd.	West Bloomfield Township	48322	Oakland	Non-Profit	Both
Joseph Walker Williams Center	8431 Rosa Parks Blvd.	Detroit	48206	Wayne	Public	Indoor
Kennedy Aquatic Center	3101 West Rd.	Trenton	48183	Wayne	Public	Outdoor
Knollwood Country Club	5050 West Maple Road	West Bloomfield	48322	Oakland	Private	Outdoor
LA Fitness - Bloomfield Hills	2050 South Telegraph Rd.	Bloomfield Hills	48302	Oakland	Private	
LA Fitness - Clinton Township	17500 Hall Road	Clinton Township	48038	Macomb	Private	Indoor
LA Fitness - Grosse Pointe Woods	22327 Moross Rd.	Detroit	48236	Wayne	Private	Indoor
LA Fitness - Livonia	30273 Plymouth Rd.	Livonia	48150	Wayne	Private	Indoor
LA Fitness - Livonia North	29659 7 Mile Rd.	Livonia	48152	Wayne	Private	Indoor
LA Fitness - Plymouth	41128 Ann Arbor Rd. E	Plymouth	48170	Wayne	Private	Indoor
LA Fitness - Roseville	31055 Gratiot Ave.	Roseville	48066	Macomb	Private	Indoor
LA Fitness - Royal Oaks	25352 Woodward Ave.	Royal Oak	48067	Oakland	Private	Indoor
LA Fitness - Southfield	28661 Telegraph Rd.	Southfield	48034	Oakland	Private	Indoor
LA Fitness - Sterling Heights	44777 Mpimd Rd.	Sterling Heights	48314	Macomb	Private	Indoor
LA Fitness - Troy Big Beaver Rd.	710 E. Big Beaver Rd.	Troy	48083	Oakland	Private	Indoor

LA Fitness - Troy Maple Rd.	3501 West Maple Rd. Suite A	Troy	48084	Oakland	Private	Indoor
Lac Sainte Clair Pool	27600 Jefferson Ave.	St. Clair Shores	48081	Macomb	Public	Outdoor
Lake Erie Metropark	32481 W. Jefferson Ave.	Brownstown Charter Township	48173	Wayne	Non-Profit	Outdoor
Lapeer Pool	13614 Michigan Ave.	Dearborn	48126	Wayne	Public	Outdoor
Liberty Athletic Club	2975 W. Liberty Rd.	Ann Arbor	48103	Washtenaw	Private	Both
Life Time - Canton	1700 N. Haggerty Rd.	Canton	48187	Wayne	Private	Both
Life Time - Commerce Charter	2901 Commerce Crossing	Commerce Charter Township	48390	Oakland	Private	Both
Life Time - Novi	40000 High Pointe Blvd.	Novi	48375	Oakland	Private	Both
Life Time - Rochester Hills	200 W. Avon Rd.	Rochester Hills	48307	Oakland	Private	Both
Life Time - Shelby Township	14843 Lakeside Blvd. N	Shelby Township	48315	Macomb	Private	Both
Life Time - Troy	4700 Investment Dr.	Troy	48098	Oakland	Private	Indoor
Lower Huron Metropark Turtle Cove Family Aquatic Center	40151 E Huron River Dr	Belleville	48111	Wayne	Non-Profit	Outdoor
Mack Indoor Pool	715 Brooks St.	Ann Arbor	48103	Washtenaw	Public	Indoor
Macomb Family YMCA	10 N. River Rd.	Mt. Clemens	48043	Macomb	Non-Profit	Indoor
Macomb Township Recreation Center	20699 Macomb St.	Macomb	48042	Macomb	Public	Indoor
Matthaei Center Pool - Wayne State University	42 W. Warren Ave.	Detroit	48202	Wayne	Private	Indoor
Melvindale Veterans Memorial Pool	3155 Oakwood Boulevard	Melvindale	48122	Wayne	Public	Outdoor
Meri Lou Murray Recreation Center	2960 Washtenaw Ave.	Ann Arbor	48104	Washtenaw	Public	Indoor
Michael H. Jones Natatorium - Eastern Michigan University	100 Olds/Robb	Ypsilanti	48197	Washtenaw	Private	Indoor
Neff Park Pool	17150 E. Jefferson Ave.	Grosse Pointe	48230	Wayne	Public	Outdoor
Neighborhood Club	17150 Waterloo St.	Grosse Pointe	48230	Wayne	Private	Indoor
Newburgh Swim Club	15915 Newburgh Rd.	Livonia	48154	Wayne	Private	Outdoor
North Campus Recreation Building - University of Michigan	2375 Hubbard Rd.	Ann Arbor	48109	Washtenaw	Private	Indoor
Northville Swim Club	646 W. Baseline Rd.	Northville	48167	Oakland	Private	Outdoor

Northwest Activities Center	18100 Myers Rd.	Detroit	48235	Wayne	Public	Indoor
Oak Park Municipal Pool	14300 Oak Park Blvd.	Oak Park	48237	Oakland	Public	Outdoor
Oak Pointe Country Club	4500 Club Dr.	Brighton	48116	Livingston	Private	Outdoor
Oakland University Aquatic Center	2200 N. Squirrel Rd.	Rochester	48309	Oakland	Public	Indoor
Orchard Hills Athletic Club	2050 Prairie St.	Ann Arbor	48105	Washtenaw	Private	Outdoor
Orchard Hills Athletic Club - Dolphin Pool	2050 Prairie St.	Ann Arbor	48105	Washtenaw	Private	Outdoor
Paint Creek Country Club	2375 Stanton Rd.	Lake Orion	48362	Oakland	Private	Outdoor
Patton Community Center Pool	2301 Woodmere St.	Detroit	48209	Wayne	Public	Indoor
Pier Park Pool & Beach	350 Lake Shore Rd.	Grosse Pointe Farms	48236	Wayne	Public	Outdoor
Pleasant Ridge Community Pool	4 Ridge Rd.	Pleasant Ridge	48069	Oakland	Public	Outdoor
Plum Hollow Country Club	21631 Lahser Road	Southfield	48033	Oakland	Private	Outdoor
Powerhouse Gym - Novi	44125 12 Mile Rd. Ste. E-123	Novi	48377	Oakland	Private	Indoor
Powerhouse Gym - West Bloomfield	4805 Haggerty Rd.	West Bloomfield	48323	Oakland	Private	Indoor
Racquet Club of Ann Arbor	3010 Hickory Lane	Ann Arbor	48104	Washtenaw	Private	Outdoor
Red Oaks Waterpark	1455 E. Thirteen Mile Rd.	Madison Heights	48071	Oakland	Private	Outdoor
Richmond Community Pool	69310 Beebe St.	Richmond	48062	Macomb	Public	Outdoor
Rolling Hills Water Park	7660 Stony Creek Rd.	Ypsilanti	48197	Washtenaw	Public	Outdoor
Romulus Athletic Center	35765 Northline Rd.	Romulus	48174	Wayne	Public	Indoor
Royal Oak Township Recreation Center	21272 Mendota Ave.	Ferndale	48220	Oakland	Public	Outdoor
Rutherford Pool	975 Congress St.	Ypsilanti	48197	Washtenaw	Private	Outdoor
Saline Park & Recreation Aquatic Center	1866 Woodland Dr. E	Saline	48176	Washtenaw	Public	Indoor
Shelden Swimming Pool	33123 Van Ct. Ave.	Livonia	48150	Wayne	Public	Outdoor
Somerset Swim Club	18525 Masonic	Fraser	48026	Macomb	Private	Outdoor
South Oakland Family YMCA	1016 W. Eleven Mile Rd.	Royal Oak	48067	Oakland	Non-Profit	Indoor



Southfield Sports Arena Pool	26000 Evergreen Rd.	Southfield	48076	Oakland	Public	Outdoor
Stoney Creek High School Pool	575 East Tienken Road	Rochester Hills	48307	Oakland	Private	Indoor
Summer-Stephens Pool	Stephens St.	Dearborn	48124	Wayne	Public	Outdoor
Summit on the Park Aquatic Center	46000 Summit Pkwy.	Canton	48188	Wayne	Public	Indoor
Swimming Pool at Lake St. Clair Metro Park	31300 Metro Pkwy.	Harrison Township	48045	Macomb	Non-Profit	Outdoor
Ten Eyck Park Pool	18541 Pine St.	Dearborn	48124	Wayne	Public	Outdoor
The Hawk - Farmington Hills Community Center	29995 W. 12 Mile Rd.	Farmington Hills	48334	Oakland	Public	Indoor
The Health & Fitness Center at Washtenaw Community College	4833 E. Huron River Dr.	Ann Arbor	48105	Washtenaw	Private	Indoor
Troy Community Centre Pool	3179 Livernois Rd.	Troy	48083	Oakland	Public	Indoor
Troy Family Aquatic Center	52401 Ashley St.	New Baltimore	48047	Oakland	Public	Outdoor
Troy Gym	1311 Maplelawn	Troy	48084	Oakland	Private	Indoor
Veteran's Memorial Park Pool & Ice Arena	2150 Jackson Ave.	Ann Arbor	48103	Washtenaw	Public	Outdoor
Wabeek Country Club	4000 Clubgate Dr.	Bloomfield Township	48302	Oakland	Private	Outdoor
Warren Community Center	5460 Arden Ave.	Warren	48092	Macomb	Public	Indoor
Waterford Mott High School Pool & Fitness Center	1151 Scott Lake Road	Waterford	48328	Oakland	Public	Indoor
Waterford Oaks Waterpark	1702 Scott Lake Rd.	Waterford Township	48328	Oakland	Public	Outdoor
Water's Edge Pool	9339 Bellevue Rd.	Grosse Ile Township	48138	Wayne	Public	Outdoor
West Bloomfield Family Aquatic Center	6200 Farmington Road	West Bloomfield Township	48322	Oakland	Public	Outdoor
Whitmore Lake Community Pool	8845 Main St.	Whitmore Lake	48189	Washtenaw	Public	Indoor
Willow Pool at Willow Metropark	23200 S. Huron Rd.	New Boston	48164	Wayne	Non-Profit	Outdoor
Windmill Pointe Park Pool	14920 Windmill Pointe Dr.	Grosse Pointe	48230	Wayne	Public	Outdoor

## Facilities and Amenities

Facility Name	Indoor/Outdoor	Multipurpose Pool	Lap Pool	Slide	Diving Board	Recreation Pool
Adams Butzel Recreation Complex	Indoor	Yes	Yes	No	No	
Anchor Bay Aquatic Center	Indoor	Yes			Yes	
Ann Arbor YMCA	Indoor	Yes	Yes			
Aqua-Tots Swim School - Canton	Indoor	Yes				
Aqua-Tots Swim School - Dearborn	Indoor					
Aqua-Tots Swim School - Farmington Hills	Indoor	Yes				
Aqua-Tots Swim School - Novi	Indoor	Yes				
Aqua-Tots Swim School - Sterling Heights	Indoor					
Aqua-Tots Swim School - Troy	Indoor	Yes				
Beechview Swim and Tennis Club	Outdoor	Yes			Yes	
Birmingham Athletic Club	Outdoor	Yes			Yes	
Birmingham Family YMCA	Indoor					
Boll Family YMCA	Indoor		Yes			Yes
Brandon Aquatic & Fitness Center	Indoor	Yes			Yes	
Brennan Pools	Outdoor					Yes
British Swim School - Northwest Detroit	Indoor					
British Swim School - South Lyon	Indoor					
British Swim School - Wise Academy	Indoor					
Buhr Park Pool	Outdoor	Yes				Yes
Carls Family YMCA	Both		Yes			Yes
Castle Garden Swim Club	Outdoor	Yes		Yes		
Charles S. Cameron Pool	Indoor	Yes			Yes	
Chelsea Wellness Center	Indoor		Yes			
Chippewa Club	Outdoor	Yes			Yes	
Clements Circle Park Pool	Outdoor	Yes		Yes		
Coleman A. Young Recreation Center	Indoor	Yes				
Colony Swim Club	Outdoor	Yes		Yes	Yes	
Cranbrook Swim Club	Outdoor	Yes	Yes			
Dearborn Country Club	Outdoor	Yes			Yes	

Dexter Community Pool	Indoor	Yes		Yes
Donald B. Canham Natatorium - University of Michigan	Indoor	Yes		Yes
Downriver Family YMCA	Indoor	Yes	Yes	
Dunworth Pool & Water Park	Outdoor	Yes	Yes	
Edgewood Country Club	Outdoor	Yes		Yes
Eisenhower High School Pool	Indoor			Yes
Farmington Family YMCA	Indoor		Yes	
Flat Rock Community Center	Indoor	Yes	Yes	
Ford Woods Pool & Water Park	Outdoor	Yes	Yes	
Forest Lake Country Club	Outdoor	Yes		Yes
Franklin Hills Country Club	Outdoor	Yes		Yes
Fraser Aquatics	Indoor	Yes		Yes
Fuller Park Pool	Outdoor	Yes	Yes	
Georgetown Country Club	Outdoor	Yes		Yes
Goldfish Swim School - Ann Arbor	Indoor	Yes		
Goldfish Swim School - Birmingham	Indoor	Yes		
Goldfish Swim School - Canton	Indoor	Yes		
Goldfish Swim School - Clarkston	Indoor	Yes		
Goldfish Swim School - Farmington Hills	Indoor	Yes		
Goldfish Swim School - Macomb	Indoor	Indoor		
Goldfish Swim School - Rochester	Indoor	Yes		
Great Lakes Athletic Club	Both	Yes	Yes	Yes
Grosse Pointe Shores Pool	Outdoor	Yes		
Hamburg Fitness Center & Campsite	Indoor	Yes		
Hartland Caroselli Aquatic Center	Indoor	Yes	Yes	Yes
Heilmann Recreation Center Pool	Indoor	Ywa		
Highlander Aquatic & Fitness Center	Indoor	Yes	Yes	
Huron Valley Pools & Fitness	Indoor	Yes		Yes
Huron Valley Swim Club	Outdoor	Yes	Yes	Yes
Island Lake of Novi Swimming Pool	Outdoor			Yes
Jack E. Kirksey Livonia Community Recreation Center	Indoor		Yes	Yes

Jewish Community Center of Metropolitan Detroit	Both	Yes			Yes
Joseph Walker Williams Center	Indoor	Yes			
Kennedy Aquatic Center	Outdoor	Yes		Yes	
Knollwood Country Club	Outdoor	Yes			
LA Fitness - Bloomfield Hills					
LA Fitness - Clinton Township	Indoor			Yes	
LA Fitness - Grosse Pointe Woods	Indoor			Yes	
LA Fitness - Livonia	Indoor				
LA Fitness - Livonia North	Indoor			Yes	
LA Fitness - Plymouth	Indoor			Yes	
LA Fitness - Roseville	Indoor			Yes	
LA Fitness - Royal Oaks	Indoor	Yes		Yes	
LA Fitness - Southfield	Indoor			Yes	
LA Fitness - Sterling Heights	Indoor			Yes	
LA Fitness - Troy Big Beaver Rd.	Indoor			Yes	
LA Fitness - Troy Maple Rd.	Indoor			Yes	
Lac Sainte Clair Pool	Outdoor	Yes		Yes	
Lake Erie Metropark	Outdoor				Yes
Lapeer Pool	Outdoor				Yes
Liberty Athletic Club	Both	Yes		Yes	Yes
Life Time - Canton	Both			Yes	Yes
Life Time - Commerce Charter	Both			Yes	Yes
Life Time - Novi	Both			Yes	Yes
Life Time - Rochester Hills	Both			Yes	Yes
Life Time - Shelby Township	Both			Yes	Yes
Life Time - Troy	Indoor			Yes	Yes
Low					
er Huron Metropark Turtle Cove Family Aquatic Center	Outdoor			Yes	Yes
Mack Indoor Pool	Indoor	Yes			
Macomb Family YMCA	Indoor	Yes			
Macomb Township Recreation Center	Indoor	Yes		Yes	Yes

Matthaei Center Pool - Wayne State University	Indoor		Yes		
Melvindale Veterans Memorial Pool	Outdoor				Yes
Meri Lou Murray Recreation Center	Indoor	Yes			
Michael H. Jones Natatorium - Eastern Michigan University	Indoor	Yes		Yes	
Neff Park Pool	Outdoor	Yes		Yes	
Neighborhood Club	Indoor	Yes			
Newburgh Swim Club	Outdoor	Yes		Yes	Yes
North Campus Recreation Building - University of Michigan	Indoor	Yes			
Northville Swim Club	Outdoor	Yes			
Northwest Activities Center	Indoor	Yes			
Oak Park Municipal Pool	Outdoor	Yes			
Oak Pointe Country Club	Outdoor	Yes		Yes	Yes
Oakland University Aquatic Center	Indoor	Yes		Yes	
Orchard Hills Athletic Club	Outdoor			Yes	Yes
Orchard Hills Athletic Club - Dolfen Pool	Outdoor	Yes		Yes	
Paint Creek Country Club	Outdoor	Yes			Yes
Patton Community Center Pool	Indoor		Yes		
Pier Park Pool & Beach	Outdoor	Yes		Yes	Yes
Pleasant Ridge Community Pool	Outdoor			Yes	Yes
Plum Hollow Country Club	Outdoor	Yes		Yes	
Powerhouse Gym - Novi	Indoor		Yes		
Powerhouse Gym - West Bloomfield	Indoor		Yes		
Racquet Club of Ann Arbor	Outdoor	Yes		Yes	Yes
Red Oaks Waterpark	Outdoor			Yes	Yes
Richmond Community Pool	Outdoor			Yes	Yes
Rolling Hills Water Park	Outdoor			Yes	Yes
Romulus Athletic Center	Indoor		Yes	Yes	Yes
Royal Oak Township Recreation Center	Outdoor				Yes
Rutherford Pool	Outdoor	Yes		Yes	
Saline Park & Recreation Aquatic Center	Indoor	Yes		Yes	
Shelden Swimming Pool	Outdoor	Yes			



Somerset Swim Club	Outdoor				Yes
South Oakland Family YMCA	Indoor	Yes			
Southfield Sports Arena Pool	Outdoor	Yes		Yes	
Stoney Creek High School Pool	Indoor		Yes		
Summer-Stephens Pool	Outdoor				Yes
Summit on the Park Aquatic Center	Indoor		Yes	Yes	Yes
Swimming Pool at Lake St. Clair Metro Park	Outdoor			Yes	Yes
Ten Eyck Park Pool	Outdoor				Yes
The Hawk - Farmington Hills Community Center	Indoor	Yes		Yes	
The Health & Fitness Center at Washtenaw Community College	Indoor		Yes		
Troy Community Centre Pool	Indoor	Yes		Yes	
Troy Family Aquatic Center	Outdoor	Yes			
Troy Gym	Indoor	Yes			
Veteran's Memorial Park Pool & Ice Arena	Outdoor	Yes		Yes	
Wabeek Country Club	Outdoor				Yes
Warren Community Center	Indoor			Yes	Yes
Waterford Mott High School Pool & Fitness Center	Indoor		Yes	Yes	Yes
Waterford Oaks Waterpark	Outdoor				Yes
Water's Edge Pool	Outdoor	Yes			
West Bloomfield Family Aquatic Center	Outdoor	Yes		Yes	
Whitmore Lake Community Pool	Indoor		Yes	Yes	Yes
Willow Pool at Willow Metropark	Outdoor	Yes		Yes	Yes
Windmill Pointe Park Pool	Outdoor	Yes		Yes	

## Facilities and Swim Programs

Facility Name	Open Swimming	Lap Swimming	Fitness Classes	Child Swim Lessons	Adult Swim Lessons	Public Lifeguard Classes
Adams Butzel Recreation Complex	Yes	Yes	Yes	Yes		
Anchor Bay Aquatic Center	Yes	Yes	Yes	Yes		
Ann Arbor YMCA	Yes	Yes	Yes	Yes	Yes	
Aqua-Tots Swim School - Canton	Yes			Yes		
Aqua-Tots Swim School - Dearborn				Yes		
Aqua-Tots Swim School - Farmington Hills	Yes			Yes		
Aqua-Tots Swim School - Novi	Yes			Yes		
Aqua-Tots Swim School - Sterling Heights				Yes		
Aqua-Tots Swim School - Troy	Yes			Yes		
Beechview Swim and Tennis Club	Yes	Yes				
Birmingham Athletic Club	Yes	Yes		Yes		
Birmingham Family YMCA	Yes	Yes	Yes			
Boll Family YMCA				Yes	Yes	
Brandon Aquatic & Fitness Center	Yes	Yes	Yes	Yes		
Brennan Pools	Yes	Yes		Yes		
British Swim School - Northwest Detroit				Yes		
British Swim School - South Lyon				Yes	Yes	
British Swim School - Wise Academy				Yes	Yes	
Buhr Park Pool	Yes	Yes				
Carls Family YMCA		Yes		Yes	Yes	
Castle Garden Swim Club	Yes	Yes		Yes		
Charles S. Cameron Pool	Yes	Yes		Yes	Yes	Yes
Chelsea Wellness Center		Yes	Yes	Yes		
Chippewa Club	Yes	Yes		Yes		
Clements Circle Park Pool	Yes	Yes		Yes		
Coleman A. Young Recreation Center	Yes	Yes	Yes	Yes		
Colony Swim Club				Yes		
Cranbrook Swim Club	Yes	Yes		Yes		

Dearborn Country Club				Yes	
Dexter Community Pool	Yes	Yes	Yes	Yes	
Donald B. Canham Natatorium - University of Michigan					
Downriver Family YMCA	Yes	Yes	Yes	Yes	
Dunworth Pool & Water Park	Yes	Yes			
Edgewood Country Club					
Eisenhower High School Pool		Yes	Yes	Yes	Yes
Farmington Family YMCA	Yes	Yes	Yes	Yes	Yes
Flat Rock Community Center	Yes	Yes	Yes	Yes	Yes
Ford Woods Pool & Water Park	Yes			Yes	Yes
Forest Lake Country Club	Yes	Yes		Yes	
Franklin Hills Country Club	Yes	Yes		Yes	
Fraser Aquatics				Yes	
Fuller Park Pool	Yes	Yes	Yes		
Georgetown Country Club	Yes	Yes		Yes	
Goldfish Swim School - Ann Arbor	Yes			Yes	
Goldfish Swim School - Birmingham	Yes			Yes	
Goldfish Swim School - Canton	Yes			Yes	
Goldfish Swim School - Clarkston	Yes			Yes	
Goldfish Swim School - Farmington Hills	Yes			Yes	
Goldfish Swim School - Macomb	Yes			Yes	
Goldfish Swim School - Rochester				Yes	
Great Lakes Athletic Club	Yes	Yes	Yes	Yes	
Grosse Pointe Shores Pool	Yes	Yes			
Hamburg Fitness Center & Campsite	Yes	Yes	Yes	Yes	
Hartland Caroselli Aquatic Center	Yes	Yes	Yes	Yes	Yes
Heilmann Recreation Center Pool	Yes	Yes	Yes	Yes	
Highlander Aquatic & Fitness Center	Yes	Yes	Yes	Yes	
Huron Valley Pools & Fitness	Yes	Yes	Yes	Yes	
Huron Valley Swim Club				Yes	

Island Lake of Novi Swimming Pool	Yes				
Jack E. Kirksey Livonia Community Recreation Center	Yes	Yes			
Jewish Community Center of Metropolitan Detroit	Yes	Yes	Yes	Yes	
Joseph Walker Williams Center	Yes	Yes		Yes	
Kennedy Aquatic Center	Yes	Yes	Yes	Yes	
Knollwood Country Club	Yes	Yes			
LA Fitness - Bloomfield Hills		Yes	Yes		
LA Fitness - Clinton Township		Yes	Yes		
LA Fitness - Grosse Pointe Woods		Yes	Yes		
LA Fitness - Livonia		Yes	Yes		
LA Fitness - Livonia North		Yes	Yes		
LA Fitness - Plymouth		Yes	Yes		
LA Fitness - Roseville		Yes	Yes		
LA Fitness - Royal Oaks	Yes	Yes	Yes	Yes	Yes
LA Fitness - Southfield		Yes	Yes		
LA Fitness - Sterling Heights		Yes	Yes		
LA Fitness - Troy Big Beaver Rd.		Yes	Yes		
LA Fitness - Troy Maple Rd.		Yes	Yes	No	No
Lac Sainte Clair Pool				Yes	
Lake Erie Metropark	Yes				
Lapeer Pool	Yes	Yes			
Liberty Athletic Club	Yes	Yes		Yes	
Life Time - Canton	Yes	Yes	Yes		
Life Time - Commerce Charter	Yes	Yes	Yes	Yes	
Life Time - Novi	Yes	Yes	Yes	Yes	
Life Time - Rochester Hills	Yes	Yes	Yes	Yes	
Life Time - Shelby Township	Yes	Yes	Yes		
Life Time - Troy	Yes	Yes	Yes	Yes	
Lower Huron Metropark Turtle Cove Family Aquatic Center					
Mack Indoor Pool	Yes	Yes		Yes	

Macomb Family YMCA	Yes	Yes	Yes	Yes	Yes	
Macomb Township Recreation Center	Yes	Yes			Yes	
Matthaei Center Pool - Wayne State University	Yes	Yes				
Melvindale Veterans Memorial Pool	Yes					
Meri Lou Murray Recreation Center	Yes	Yes	Yes	Yes		
Michael H. Jones Natatorium - Eastern Michigan University	Yes	Yes	Yes			
Neff Park Pool	Yes	Yes			Yes	Yes
Neighborhood Club	Yes	Yes	Yes	Yes		Yes
Newburgh Swim Club					Yes	
North Campus Recreation Building - University of Michigan	Yes	Yes	Yes			
Northville Swim Club	Yes	Yes			Yes	
Northwest Activities Center	Yes	Yes	Yes			
Oak Park Municipal Pool	Yes	Yes			Yes	Yes
Oak Pointe Country Club	Yes	Yes			Yes	Yes
Oakland University Aquatic Center	Yes	Yes				
Orchard Hills Athletic Club	Yes	Yes			Yes	Yes
Orchard Hills Athletic Club - Dolfin Pool	Yes	Yes				
Paint Creek Country Club	Yes	Yes				
Patton Community Center Pool	Yes	Yes	Yes	Yes		
Pier Park Pool & Beach	Yes	Yes				
Pleasant Ridge Community Pool		Yes			Yes	
Plum Hollow Country Club	Yes	Yes			Yes	
Powerhouse Gym - Novi		Yes	Yes			
Powerhouse Gym - West Bloomfield		Yes	Yes			
Racquet Club of Ann Arbor	Yes	Yes			Yes	
Red Oaks Waterpark	Yes					
Richmond Community Pool					Yes	Yes
Rolling Hills Water Park	Yes					
Romulus Athletic Center	Yes	Yes	Yes	Yes		
Royal Oak Township Recreation Center	Yes					



Rutherford Pool	Yes	Yes	Yes	Yes	
Saline Park & Recreation Aquatic Center	Yes	Yes	Yes	Yes	Yes
Shelden Swimming Pool	Yes	Yes		Yes	
Somerset Swim Club	Yes	Yes			
South Oakland Family YMCA	Yes	Yes		Yes	Yes
Southfield Sports Arena Pool	Yes	Yes	Yes	Yes	
Stoney Creek High School Pool	Yes	Yes			
Summer-Stephens Pool	Yes				
Summit on the Park Aquatic Center	Yes	Yes	Yes	Yes	Yes
Swimming Pool at Lake St. Clair Metro Park	Yes				
Ten Eyck Park Pool	Yes		Yes		
The Hawk - Farmington Hills Community Center	Yes	Yes	Yes	Yes	Yes
The Health & Fitness Center at Washtenaw Community College	Yes	Yes	Yes		Yes
Troy Community Centre Pool	Yes	Yes	Yes	Yes	
Troy Family Aquatic Center	Yes	Yes		Yes	Yes
Troy Gym	Yes	Yes	Yes	Yes	Yes
Veteran's Memorial Park Pool & Ice Arena	Yes	Yes		Yes	
Wabek Country Club	Yes				
Warren Community Center		Yes	Yes	Yes	
Waterford Mott High School Pool & Fitness Center	Yes	Yes	Yes	Yes	Yes
Waterford Oaks Waterpark	Yes				
Water's Edge Pool	Yes	Yes	Yes	Yes	
West Bloomfield Family Aquatic Center	Yes	Yes			
Whitmore Lake Community Pool	Yes	Yes	Yes	Yes	
Willow Pool at Willow Metropark	Yes				
Windmill Pointe Park Pool	Yes	Yes		Yes	

## Facilities and Membership Rates

Facility Name	Adult Resident Fee	Family Resident Fee	Group Lesson Fee/Per Lesson
Adams Butzel Recreation Complex	\$5/day; \$10/membership		6
Anchor Bay Aquatic Center	\$40/summer		10
Ann Arbor YMCA	\$52/month membership	\$100/month membership	8.57
Aqua-Tots Swim School - Canton			23
Aqua-Tots Swim School - Dearborn			23
Aqua-Tots Swim School - Farmington Hills			23
Aqua-Tots Swim School - Novi			23
Aqua-Tots Swim School - Sterling Heights			23
Aqua-Tots Swim School - Troy			23
Beechview Swim and Tennis Club			16.25
Birmingham Athletic Club			Unable to determine
Birmingham Family YMCA	\$49/month	\$86/month	
Boll Family YMCA	\$49/month	\$86/month	11
Brandon Aquatic & Fitness Center	\$2/day		7
Brennan Pools		2	Free for residents (called no pickup)
British Swim School - Northwest Detroit			28.5
British Swim School - South Lyon			22
British Swim School - Wise Academy			22
Buhr Park Pool		6	
Carls Family YMCA		49	86
Castle Garden Swim Club			475
Charles S. Cameron Pool		3	5
Chelsea Wellness Center	\$70/year		7
Chippewa Club	\$495/season	\$945/season	Unable to determine
Clements Circle Park Pool		5	10
Coleman A. Young Recreation Center		10	6
Colony Swim Club	\$425/year	\$900/year	8

Cranbrook Swim Club		\$650/year		17.5
Dearborn Country Club				Unable to determine
Dexter Community Pool	3		15	No swim lessons at this time
Donald B. Canham Natatorium - University of Michigan				
Downriver Family YMCA	\$49/month	\$86/month		15
Dunworth Pool & Water Park			5	
Edgewood Country Club		\$280/month		
Eisenhower High School Pool	Not open to public			Unable to determine
Farmington Family YMCA	\$49/month	\$86/month		13
Flat Rock Community Center				Unable to determine
Ford Woods Pool & Water Park			4	24
Forest Lake Country Club				Unable to determine
Franklin Hills Country Club				Unable to determine
Fraser Aquatics				9
Fuller Park Pool			6	
Georgetown Country Club	\$680/year	\$1595/year		11
Goldfish Swim School - Ann Arbor				28
Goldfish Swim School - Birmingham				27.5
Goldfish Swim School - Canton				27.5
Goldfish Swim School - Clarkston				27.5
Goldfish Swim School - Farmington Hills				27.5
Goldfish Swim School - Macomb				27.5
Goldfish Swim School - Rochester				25
Great Lakes Athletic Club	\$60/month			20
Grosse Pointe Shores Pool	Open only to residents; free for residents			Open to residents only; free for residents (Cannot find info)
Hamburg Fitness Center & Campsite	\$40/month			10
Hartland Caroselli Aquatic Center			6	14
Heilmann Recreation Center Pool			10	6
Highlander Aquatic & Fitness Center	\$4.50/session			15
Huron Valley Pools & Fitness	\$5/day			12.5

Huron Valley Swim Club		\$1210/season	25
Island Lake of Novi Swimming Pool	Community pool; open to only community members		
Jack E. Kirksey Livonia Community Recreation Center	\$8.50/day		10
Jewish Community Center of Metropolitan Detroit	\$45/month	\$70/month	Unable to determine
Joseph Walker Williams Center		10	Covid Testing Site (called no pickup)
Kennedy Aquatic Center		5	10
Knollwood Country Club	\$320/month		
LA Fitness - Bloomfield Hills		33	
LA Fitness - Clinton Township	\$33/month		
LA Fitness - Grosse Pointe Woods	\$32/month		
LA Fitness - Livonia	\$33/month		
LA Fitness - Livonia North	\$33/month		
LA Fitness - Plymouth	\$33/month		
LA Fitness - Roseville	\$33/month		
LA Fitness - Royal Oaks	\$40/month		24
LA Fitness - Southfield	\$33/month		
LA Fitness - Sterling Heights	\$33/month		
LA Fitness - Troy Big Beaver Rd.	\$33/month		
LA Fitness - Troy Maple Rd.	\$40/month		
Lac Sainte Clair Pool	\$4.25/day	\$11/day	11
Lake Erie Metropark		8	
Lapeer Pool		3	
Liberty Athletic Club	\$103/month	\$219/month	21.5
Life Time - Canton	\$89/month		
Life Time - Commerce Charter	\$89/month		20
Life Time - Novi	\$89/month		20
Life Time - Rochester Hills	\$89/month		20
Life Time - Shelby Township	\$89/month		
Life Time - Troy	\$89/month		20

Lower Huron Metropark Turtle Cove Family Aquatic Center		12	
Mack Indoor Pool		5	10
Macomb Family YMCA		49	15
Macomb Township Recreation Center		5	11
Matthaei Center Pool - Wayne State University	\$383.25/year		
Melvindale Veterans Memorial Pool		7	
Meri Lou Murray Recreation Center		9	7
Michael H. Jones Natatorium - Eastern Michigan University	\$60/month		\$110/month
Neff Park Pool	No public access; for residents only		No public access; for residents only
Neighborhood Club	\$59/month		\$106/month
Newburgh Swim Club			\$570/season
North Campus Recreation Building - University of Michigan	\$41/3 visits		Unable to determine
Northville Swim Club			25
Northwest Activities Center		10	
Oak Park Municipal Pool		3	12
Oak Pointe Country Club			\$520/month
Oakland University Aquatic Center	\$45/month		Unable to determine
Orchard Hills Athletic Club	\$220/season		\$500/season
Orchard Hills Athletic Club - Dolphin Pool	\$220/season		\$500/season
Paint Creek Country Club			\$599/year
Patton Community Center Pool	\$5/day; \$10 membership		6
Pier Park Pool & Beach			
Pleasant Ridge Community Pool			Unable to determine
Plum Hollow Country Club			Unable to determine
Powerhouse Gym - Novi	\$25/month		
Powerhouse Gym - West Bloomfield	\$25/month		
Racquet Club of Ann Arbor	\$1395/season		\$1765/season
			20



Red Oaks Waterpark		17	
Richmond Community Pool		3	20
Rolling Hills Water Park	\$13/day		
Romulus Athletic Center	\$40/month	\$70/month	16
Royal Oak Township Recreation Center		3	
Rutherford Pool		4	\$275/season 10
Saline Park & Recreation Aquatic Center	\$50/month	\$99/month	12
Shelden Swimming Pool		5	10
Somerset Swim Club	\$200/season	\$350/season	
South Oakland Family YMCA	\$49/month	\$86/month	9
Southfield Sports Arena Pool		5	11
Stoney Creek High School Pool	Not open to public		
Summer-Stephens Pool		3	
Summit on the Park Aquatic Center		7	\$65/month 17.75
Swimming Pool at Lake St. Clair Metro Park		4	
Ten Eyck Park Pool		3	
The Hawk - Farmington Hills Community Center	\$10/day	\$44/month	20
The Health & Fitness Center at Washtenaw Community College	\$70/month		
Troy Community Centre Pool	\$24/month		20
Troy Family Aquatic Center		7	\$60/season 20
Troy Gym			20
Veteran's Memorial Park Pool & Ice Arena		6	7
Wabeek Country Club	\$600/month		
Warren Community Center	\$20/month	\$50/month	16
Waterford Mott High School Pool & Fitness Center	\$23/month	\$45/month	Unable to determine
Waterford Oaks Waterpark		17	
Water's Edge Pool		6	\$170/season 12
West Bloomfield Family Aquatic Center			
Whitmore Lake Community Pool	Free		20

Willow Pool at Willow Metropark	10
Windmill Pointe Park Pool	\$400/year

# Appendix D: Swimming Program Development Plan Steering Committee Presentations

May 26, 2021

1

## Agenda

1. Committee introductions
2. Program Plan Goals and Objectives
3. Survey Questions Review and Discussion – See attachment
4. Survey Implementation
5. Timeline Review



# SPDP Steering Committee

- Huron Clinton Metroparks
  - Amy McMillan
  - Nina Kelly
  - Leah Blizinski
  - Janet Van De Winkle
  - Jay Bibby
  - Jeff Linn (Lake Erie Metropark)
  - Holly Clegg (Lower Huron/Willow Metroparks)
  - Jeff Schuman (Lower Huron/Willow Metroparks)
- Rachel Frierson (Detroit Riverfront Conservancy)
- Erin Casey (City of Detroit Parks and Recreation)

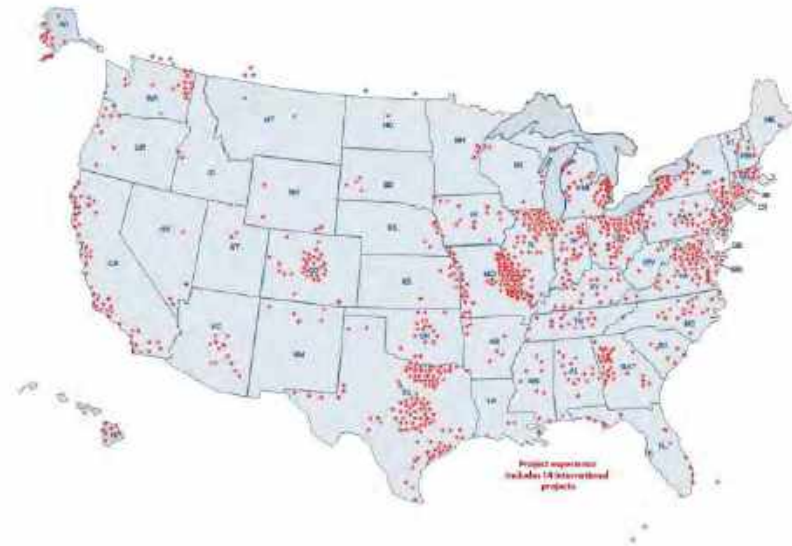


# COUNSILMAN-HUNSAKER

50 years of experience

39 team members

4 locations: St. Louis, Los Angeles, Denver, Dallas



Councilman/Hunsaker & Associates

1970



COUNSILMAN/HUNSAKER  
AND ASSOCIATES

1993



COUNSILMAN · HUNSAKER  
The Ultimate Aquatic Advantage

2005



Councilman · Hunsaker  
AQUATICS FOR LIFE

2013





# ADDITIONAL TEAM MEMBERS

## Sue and Mick Nelson

Total Aquatic Programming

- Stakeholder and community meetings
- Develop goals and objectives
- Aquatic continuum and programming and education expertise



## Jeff Haugen

Left Brain Concepts, Inc.

- Survey development and delivery
- Actionable analysis and reporting



# Goals and Objectives

- 5-county area: Livingston, Macomb, Oakland, Washtenaw and Wayne
  - City of Detroit is a special focus area
- Swim Instruction Programs Inventory
  - ARC/Starguard/Proprietary
- Swimming Ability Improvement
- Water Competence
- Safety Programs
- Facilities Inventory
  - Pertinent features/amenities



# Program Plan Process

- Existing Conditions Study and Report
  - 5-county facility inventory
  - 5-county swim instruction/water safety programs
  - Challenges for swim instruction and water competency
  - Representative survey
- Swimming – related Goals and Objectives
  - Regional stakeholder meetings – August
  - Roles for participation in implementation
- Programming Action Plan
  - Recommendations for Metroparks infrastructure
  - General recommendations for partner agencies
  - Outreach strategy recommendations
  - Focus area recommendations
  - Lifeguard hiring/retention strategies
  - Strategies for raising awareness



# Facility/Program Inventory and Matrix

- Facility and Address
- Instructional Program
- Facility Makeup
  - Indoor/Outdoor
  - Types of Pools
  - Pool Amenities
    - Lap Pool
    - Slides
    - Diving Boards
  - Open Swimming
  - Lap Swimming
- Swim Lessons
  - Average group lesson Fee
  - Adult and child lessons
- Entrance fees
  - Adult resident
  - Family resident
- Lifeguard Program
  - Public lifeguard classes
  - Guard Start/Junior Lifeguarding





# Facility/Program Inventory and Matrix

Lifeguard Agency	(All)
Lifeguards Utilized	(All)

Row Labels	Sum of Estimated Number of Lifeguards	Count of Institution
Bimini	10	1
Eleuthera and Harbour Island	18	0
Grand Bahama/Freeport	31	10
Long Island	0	1
Nassau and Paradise Island	116	18
San Salvador	10	2
The Abacos	0	4
The Berry Islands	10	1
The Exumas	10	5
<b>Grand Total</b>	<b>216</b>	<b>51</b>

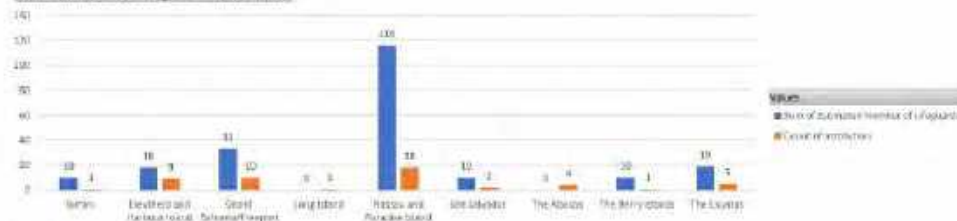
Area
Bimini
Eleuthera and Harbour...
Grand Bahama/Freeport
Long Island
Nassau and Paradise Is...
San Salvador
The Abacos
The Berry Islands

Lifeguards Utilized
No
Unsure
Yes

Area	Institution	Lifeguards Utilized	Lifeguard Agency
The Abacos	Abaco Beach Resort	No	None
Nassau and Paradise Island	Atlantis - Paradise Island	Yes	Starguard
Nassau and Paradise Island	Betty Kelly - Kenning Natatorium	Yes	Unknown
Grand Bahama/Freeport	Bishop Michael Eldon Anglican High School	No	None
Nassau and Paradise Island	Breezes Resort and Spa	Yes	Red Cross
Nassau and Paradise Island	British Colonial Hilton	Yes	Red Cross
Eleuthera and Harbour Island	Cape Eleuthera Resort and Marina	No	None
San Salvador	Carnival Half Moon Cay	Yes	Starguard
San Salvador	Club Med Columbus Isle	Yes	Unknown
The Berry Islands	CocoCay Bahamas	Yes	Starguard
Eleuthera and Harbour Island	Coral Sands Hotel	No	None
The Exumas	Embrace Resort	Unsure	Unknown
Grand Bahama/Freeport	Grand Lucayan Resort	Unsure	Unknown
Grand Bahama/Freeport	Grand Memories Splash	Unsure	Unknown
The Abacos	Green Turtle Club	No	None

Lifeguard Agency: Lifeguards Utilized

Sum of Estimated Number of Lifeguards: Count of Institution





# Survey Discussion

- Goals
  - Swimming abilities
  - Barriers to access
  - Barriers to education
  - Facility use
  - Swim programs
- Survey Review



# Southeast Michigan Swimming Program Development Plan revised 05/27/21



May-21

# Next Meeting Dates

- Survey Final Draft – June 4
- Facility Review Dates (June 10-11)
  - Willow Metropark Pool
  - Lake Erie Metropark Great Wave Pool
  - Lake St. Clair Metropark Pool
- Community Meetings - August





THANK YOU!!



May-21



November 17 and 18, 2021



# Huron-Clinton Metroparks



# Agenda

- Introductions
- Swim Program Overview
- Committee Tasks
- Existing Conditions Review
- Goals and Objectives Discussion

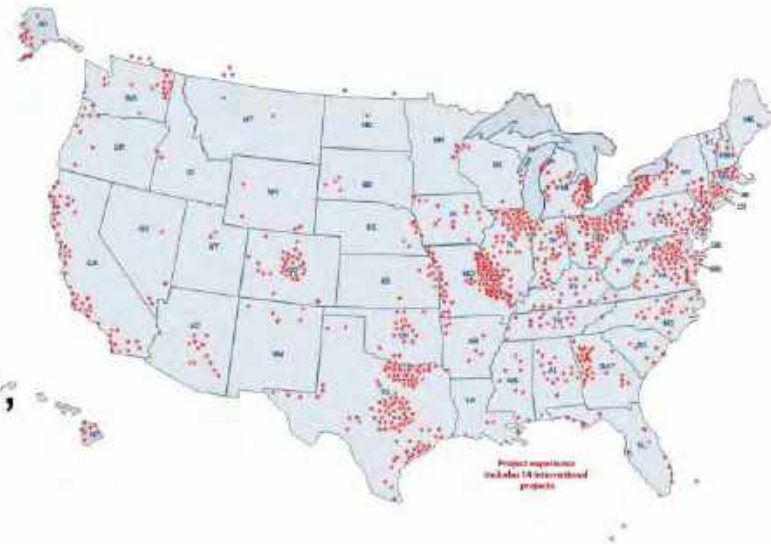


# COUNSILMAN-HUNSAKER

50 years of experience

45 team members

4 locations: St. Louis, San Diego,  
Denver, Dallas



Councilman/Hunsaker & Associates

1970



COUNSILMAN/HUNSAKER  
AND ASSOCIATES

1993



COUNSILMAN · HUNSAKER  
The Ultimate Aquatic Advantage

2005



Councilman · Hunsaker  
AQUATICS FOR LIFE

2013



# Introductions

- Name
- Organization
- Aquatic background
- Why the swim program interests you



# Southeastern Michigan Swim Program

## ✓ Existing Conditions – “State of Swimming”

- ✓ Inventory and compare amenities and features of public and nonprofit facilities
- ✓ Inventory and categorize swim instruction/water safety programs
- ✓ Identify challenges for swim instruction and water competence programming at Public/Non-Profit Pools
- ✓ Conduct representative survey on swimming abilities, identify barriers to access.

## • Develop Goals and Objectives

- Review “State of Swimming Report” and survey findings
- Identify roles for participating agencies in goals and objectives

## • Develop Programming Action Plan

- Recommendations for Metroparks facility infrastructure renovations to support accessible and inclusive swim programming
- General recommendations for partner facility infrastructure renovations
- Outreach strategies to encourage sign-ups in targeted populations and geographic areas
- Program focus areas
- Strategy for hiring/training/retaining lifeguards
- Marketing strategy for a plan to raise awareness around swimming inequities



# Committee Tasks

- Assist in developing goals/objectives
- Identify areas for partnerships or ways your agency can participate







# Facility Inventory

- 146 facilities identified
- 9 different instruction programs identified
  - American Red Cross
  - AQUA Swim School
  - British Swim School
  - Created themselves; American Red Cross-based
  - Custom curriculum
  - Goldfish Swim School curriculum
  - Lifetime curriculum
  - SafeSplash
  - YMCA Swim Lesson curriculum
- Differences in curriculums
  - Ratios
  - Age cutoffs
  - Class names



# Curriculums

	Red Cross	AQUA	British Swim School	Goldfish	Lifetime	Safe Splash	YMCA
<b>Ages</b>	6 months +	2 months +	3 months +	4 months – 12 years	4 month +	6 months +	6 months +
<b>Levels</b>	6 Levels Parent and child Specialty	8 Levels Parent and tot	3 Parent and Tot 6 Levels Specialty	4 Parent and Tot 8 Levels Specialty	2 Parent and Tot Ripple – 4 Wave – 5 Surf - 5	2 Parent and Tot 2 Toddler 8 Levels Specialty	3 Parent and Tot 6 Levels
<b>Ratios</b>	1:6 and 1:10 Most operate at lower	1:3 – L1-L3 1:4 – L4-L8 1:8 - PT	1:4,6 – PT 1:4,6 – All others	1:6,3 – PT 1:4 – All others	1:8,3 – PT 1:3,4 – Ripple 1:3-6 – Wave 1:3 – 6 - Surf	1:6 – PT 1:3 – Toddler 1:4 – All others	1:12 – PT 1:6,8 – All others





# Facility Inventory

- Swim Program

1. American Red Cross
2. YMCA
3. Goldfish

- Number of Pools

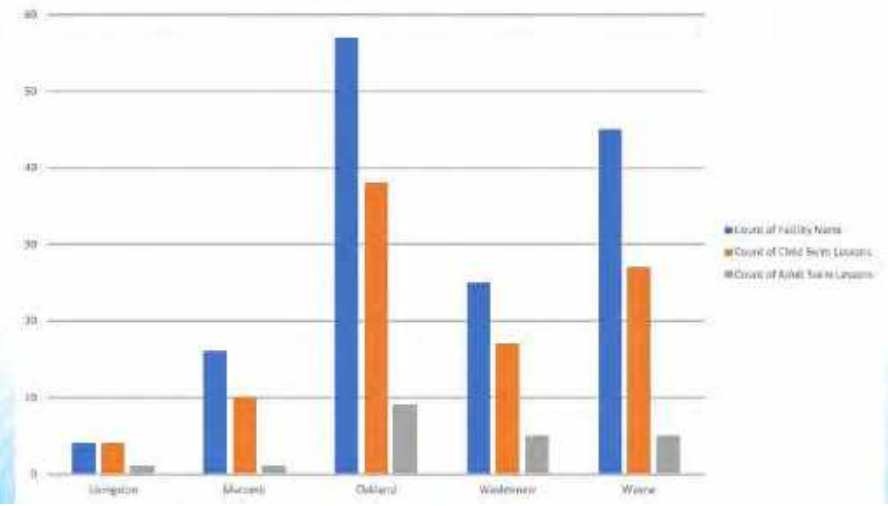
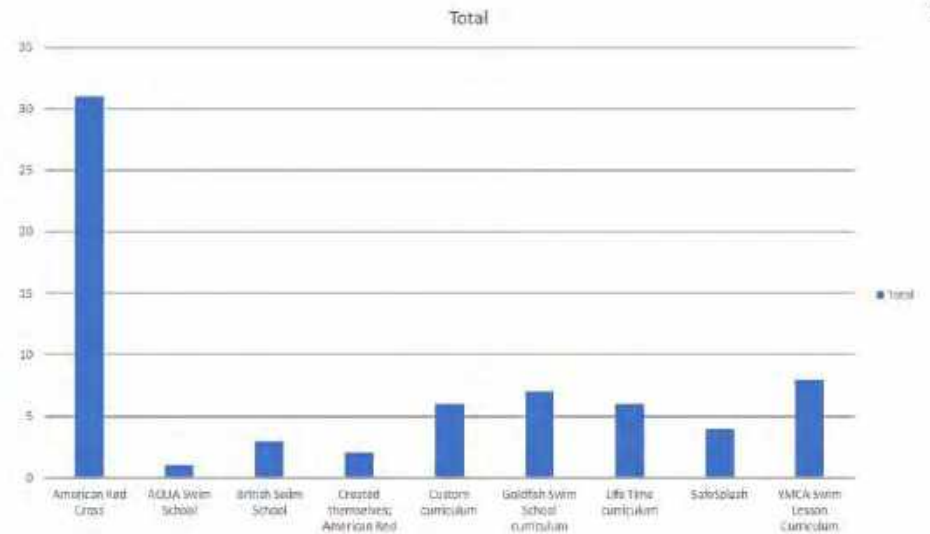
1. Oakland County
2. Wayne County
3. Washtenaw County

- Average fee per lesson - \$18.56






- 96 facilities have child swim lessons

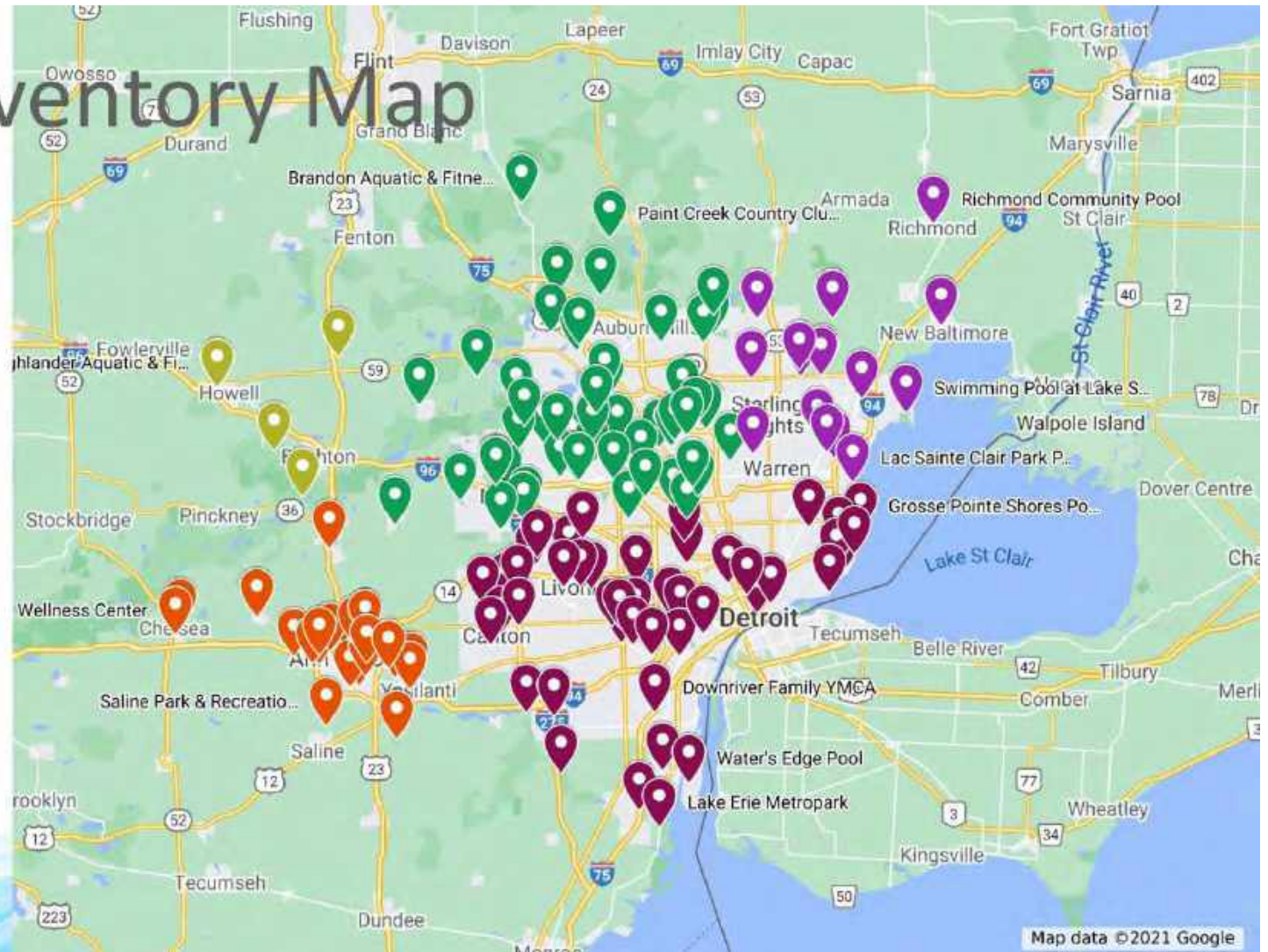
- 21 have adult swim lessons

- Long-term – the map may be able to be updated regularly by each facility



# Facility Inventory Map

-  Oakland
-  Wayne
-  Washtenaw
-  Macomb
-  Livingston





# Challenges to Swim Instruction

- Wait lists

- Workforce shortage
- Increase in swim lesson needs

- Staffing challenges

- COVID – 19
- Training ability
  - Few Water Safety Instructor Trainers in the area
  - No training “Hubs”
- Swim competency

- American Red Cross

- Lifeguard Instructor Trainers – less than 15
- Water Safety Instructor Trainers – less than 6

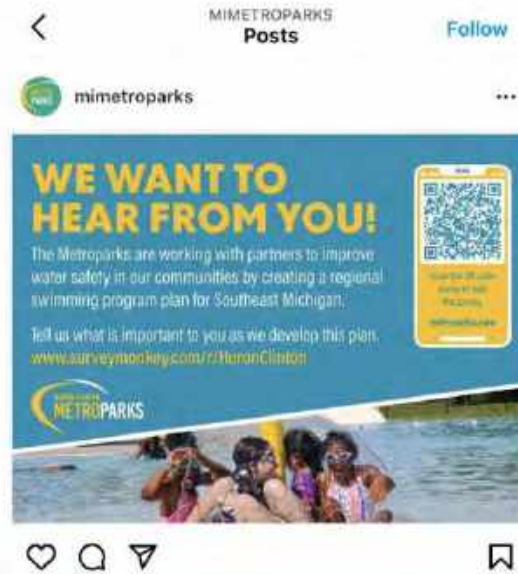




# 5-COUNTY SURVEY

# Survey Marketing


- Hosted online
- Flier distributed to libraries and community centers
- Press releases
  - Article in Detroit News
  - C&G Newspapers
- Social Media
- Yard signs
- Metroparks E-Newsletter



# Survey Results



1010 Surveys  
Returned



Representative  
population



Covers all user  
groups





# Key Takeaways



---

Amenities needed– lockers, changing rooms, showers

---

Enhance access to life vests for natural water bodies and pools

---

Offer a variety of programs to attract non-swimmers and underserved populations

---

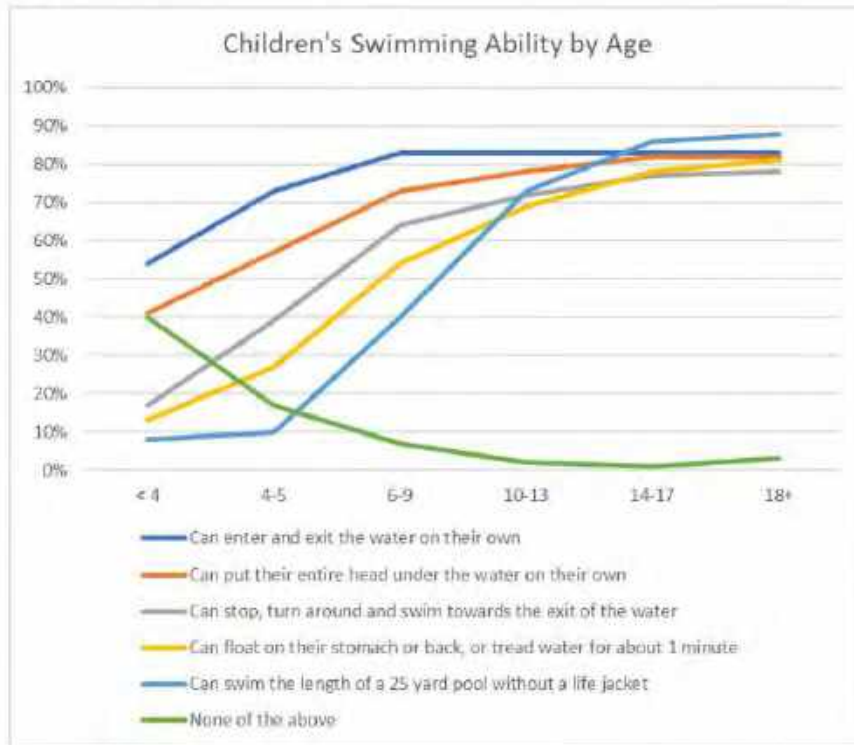
Swimming = splashing and playing with their head above water

---





# Key Takeaways



Detroit residents and people of color self report that they are less proficient swimmers than others

Detroit residents, people of color are more interested in learning to swim

Swimming proficiency appears to increase as children get older

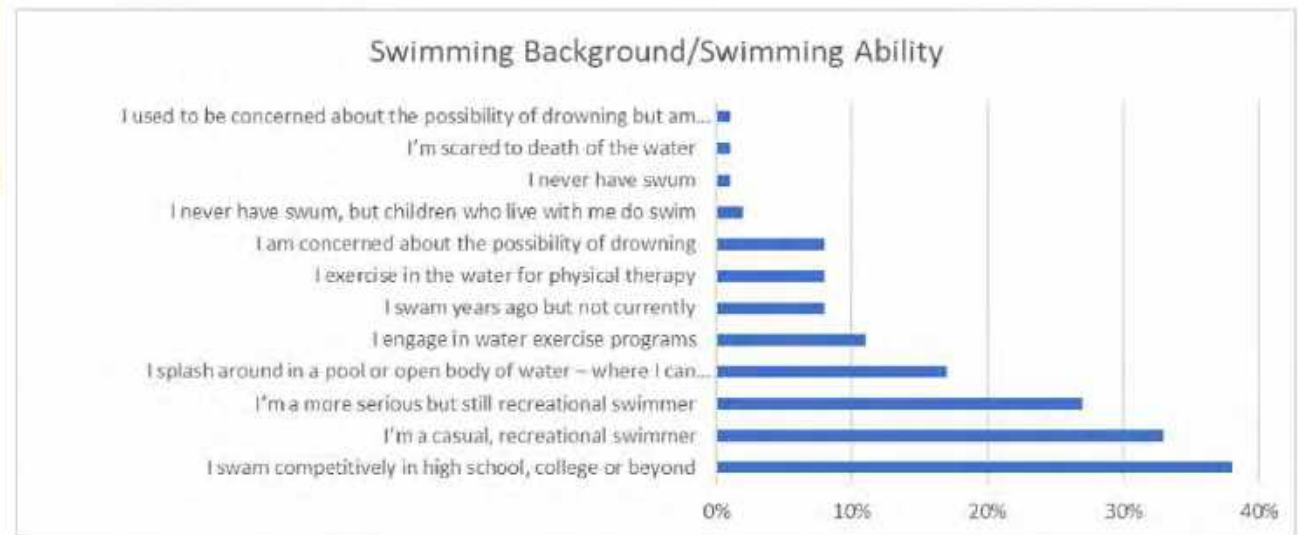
People who are afraid of the water state swimming provide a pleasant way to cool down and spend time with family



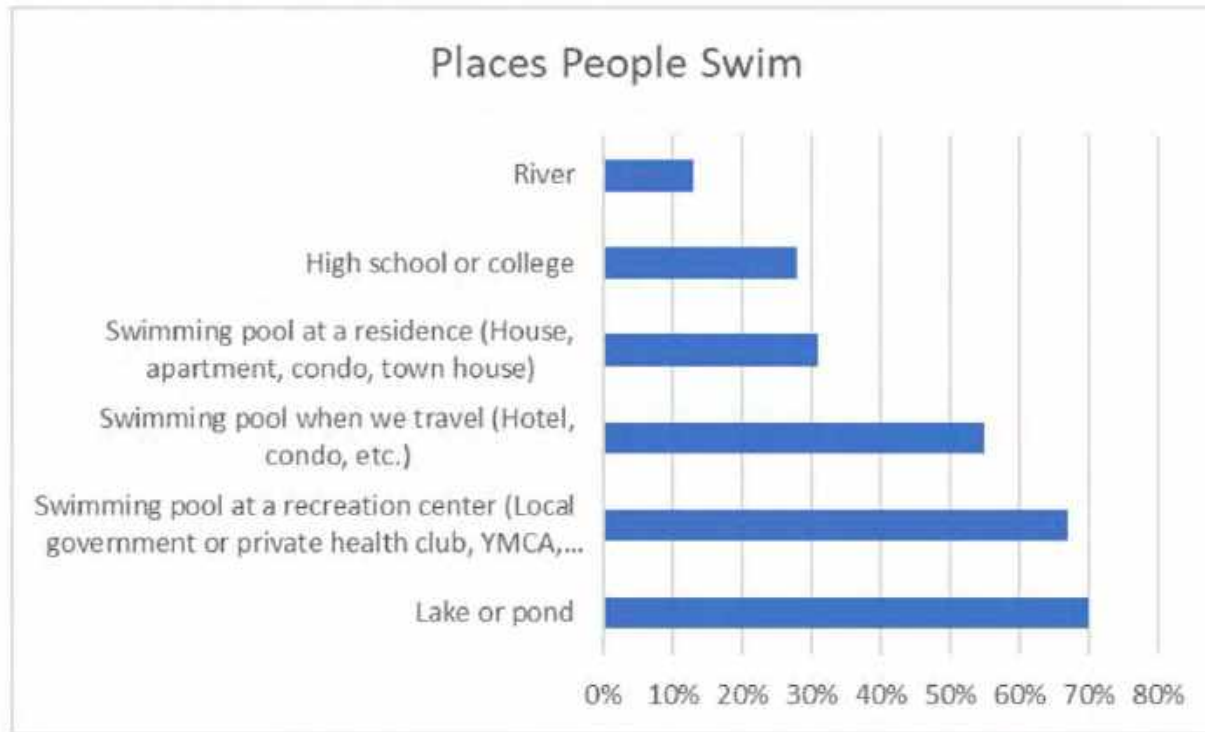
# Swimming Background and Ability

More Detroit residents and people of Color

- Are concerned about drowning
- Splash in a pool or body of water where they can stand with their heads above the water

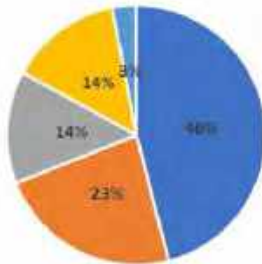


# Places People Swim

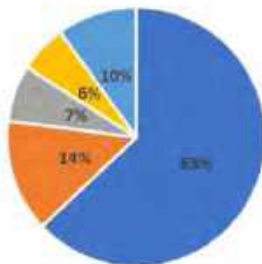


# Interest in Swim Instruction

Interest in Adult Swim Instruction



Interest in Child Swim Instruction



■ Very interested    ■ Somewhat interested    ■ Minimal interest  
 ■ Not at all interested    ■ Not sure

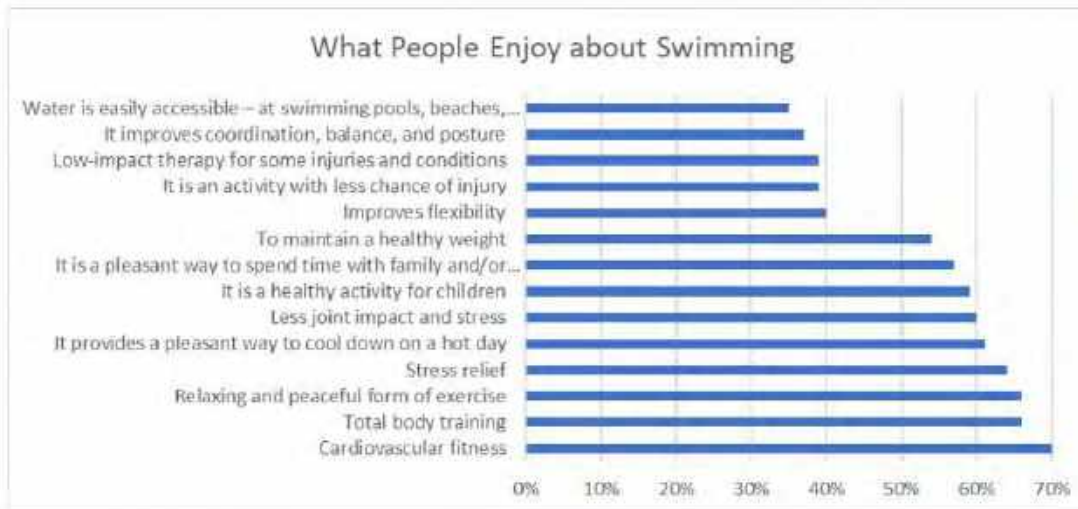
Demos very interested in swim instruction

- Detroit residents
- People of Color
- Women (interested in having children learn to swim)





# What People Enjoy about Swimming



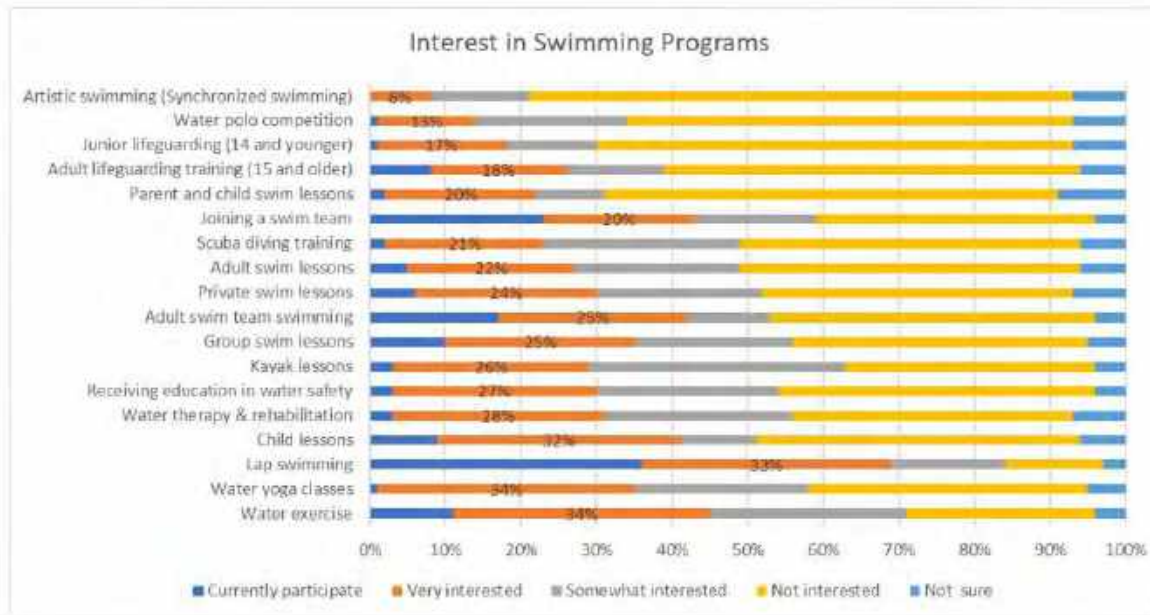
People who are afraid of the water say...

- Swimming provides a pleasant way to cool down
- Pleasant way to spend time with family and friends





# Interest in Swimming Programs



Groups that are **more** interested in existing and potential programs:

- Detroit residents
- People of Color
- Lower income households
- Those that are afraid of the water
- Do not swim/rarely swim



# Reaction to Swimming Opportunities



## Water venues are too far

- Residents of Detroit
- Women

## Fees are too high

- People of Color
- Incomes under \$50,000

## Not enough instructors

- Detroit residents
- Women
- People of color
- Incomes under \$50,000
- Afraid of water

## Not swimmers, but enjoy water exercise

- Detroit residents
- Women
- People of Color
- Incomes under \$50,000
- Afraid of water
- Do not swim in cold weather months



# Feeling Welcome/Safe/Comfortable at Swimming Venues

## Feel welcome at urban venues

- Detroit residents

## Feel welcome at suburban venues

- Residents outside Detroit
- Men
- Whites

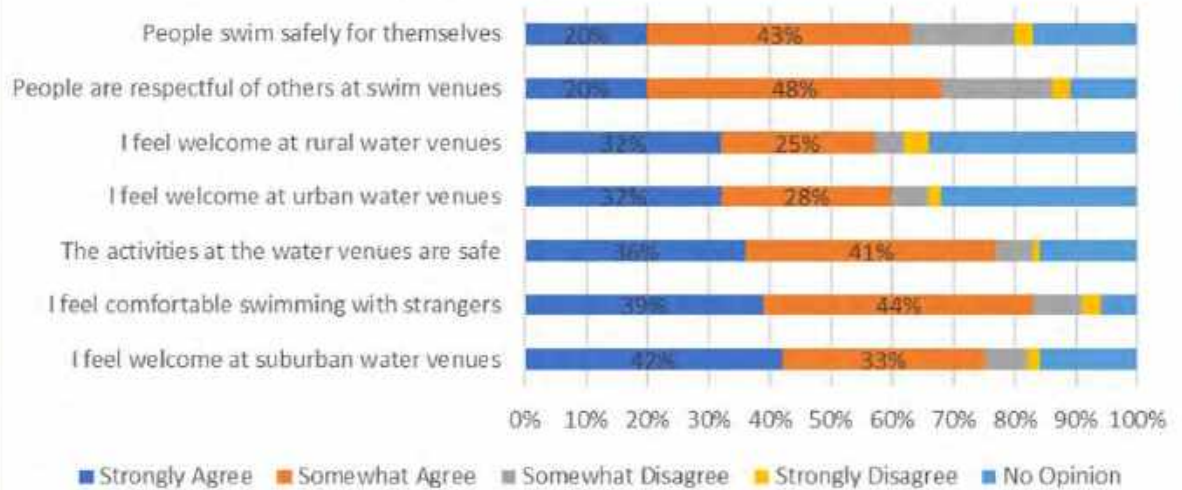
## Feel welcome at rural venues

- Residents outside Detroit
- Men
- Whites

## Feel comfortable swimming with strangers

- Whites

### Feeling Welcome/Safe/Comfortable at Swim Venues





# SITE REVIEW



# AQUATIC USER GROUPS

RECREATION



COMPETITION



INSTRUCTION



WELLNESS & THERAPY





# HCMA Facility Review – Lake St. Clair Metropark Pool

## Amenities

- Ladder Entry
- ADA Lift
- Two waterslides
- Minimum depth – 3 ft.
- Maximum depth – 12 ft.
- Inflatable play structure
- Two climbing walls



# HCMA Facility Review – Lake Erie Metropark Great Wave Pool

## Amenities

- Zero beach entry
- ADA ramp
- Minimum depth – 0 ft.
- Maximum depth – 8 ft.
- Spray features
- Wave action



# HCMA Facility Review – Willow

## Metropark Pool Amenities

- Zero beach, stair, ADA lift
- Minimum depth – 0 ft.
- Maximum depth – 4 ft.
- 25 – Yard Lap Lanes (3)
- Spray features
- Family slide
- Bench seating
- Basketball



# Facility Review

Features	Lap Lanes	Shallow Water	Diving Area	Bench Seating	Zero Depth	Slide	Play Structure	Spray Features
Lake St. Clair Metropark Pool	✗	✓	✓			✓	✓	✓
Lake Erie Metropark Great Wave Pool	✗	✓			✓			✓
Willow Metropark Pool	✓	✓		✓	✓	✓	✓	✓





# Facility Review

- Changes to facilities/new facilities should all start with a feasibility process
- Amenities should reflect goals of the facility/users
- Many user groups seek similar amenities
  - Shallow water – learn to swim, recreation, wellness/therapy
  - Easy accessibility – recreation, instruction, wellness/therapy
  - Bench seating - recreation, instruction, wellness/therapy
  - Moving water/jets - recreation, wellness/therapy
- Minimize attractions that meet the needs of smaller groups
  - Wave pools – recreation (can be designed differently now)
  - Body slides – attractions, not for use for everyone
  - Ladder only entrances – great for competition pools
  - Deep only water – great for competition pools





# Goals, Objectives and Partnerships

## Improve Swimming Ability and Water Competence

Swimming Ability	Water Competence	Participation	Program Focus Areas	Staffing	Raise Awareness of Inequities
<ul style="list-style-type: none"><li>90% of children can stop/exit the water on their own by age 9</li></ul>	<ul style="list-style-type: none"><li>Water safety taught in most schools</li></ul>	<ul style="list-style-type: none"><li>Increase access to scholarship programs</li></ul>	<ul style="list-style-type: none"><li>Increase vertical swim programs</li></ul>	<ul style="list-style-type: none"><li>Create training hub</li></ul>	<ul style="list-style-type: none"><li>Develop a SE Michigan Aquatics Board</li></ul>



THANK YOU!!

December 15 and 16, 2021



# Huron-Clinton Metroparks

# Agenda

- Introductions
- Map Review
- Goals and Objectives Discussion





# Southeastern Michigan Swim Program

## ✓ Existing Conditions – “State of Swimming”

- ✓ Inventory and compare amenities and features of public and nonprofit facilities
- ✓ Inventory and categorize swim instruction/water safety programs
- ✓ Identify challenges for swim instruction and water competence programming at Public/Non-Profit Pools
- ✓ Conduct representative survey on swimming abilities, identify barriers to access.

## ✓ Develop Goals and Objectives

- ✓ Review “State of Swimming Report” and survey findings
- ✓ Identify roles for participating agencies in goals and objectives

## • Develop Programming Action Plan

- Recommendations for Metroparks facility infrastructure renovations to support accessible and inclusive swim programming
- General recommendations for partner facility infrastructure renovations
- Outreach strategies to encourage sign-ups in targeted populations and geographic areas
- Program focus areas
- Strategy for hiring/training/retaining lifeguards
- Marketing strategy for a plan to raise awareness around swimming inequities





# Committee Tasks

- Assist in developing goals/objectives
- Identify areas for partnerships or ways your agency can participate



# Proposed Goals and Objectives

- **Swimming Ability**
  - 90% of children can stop/exit the water on their own by age 9
  - Add open water swimming to competency list – more than 70% swim in lakes/ponds
- **Water Competence**
  - Water safety taught in most schools
    - Develop relationships with schools
- **Participation**
  - Increase access to scholarship programs
    - Lessons do not need to be self supporting – can find partnerships
    - Wayne county – chandler pool
    - Provide no/low cost swim lessons
    - Corporate sponsorships, Michigan based
  - Transportation needs
    - HCMA Transportation Programs
    - Detroit bus company
    - Summer only transportation services
  - Look at lesson package structure – be more flexible
- **Program Focus Areas**
  - Increase vertical swim programs
- **Staffing**
  - Create training hub
    - One in each county
    - Sharing resources across counties
  - Locations to train indoors
    - Gibraltar – Carleson SD
  - Get more area entities to submit for IT Academies
- **Raising Awareness of Inequities**
  - Develop a SE Michigan Aquatics Board
    - Identify makeup of board
- **Current Facility Improvements**
  - Lake St. Clair improvements
  - Improvements for area facilities



# Questions Raised

- How do the pool locations match population?
- What are the drive times to pools?
- Does the number/location of pools meet the needs of the community?



# Standards

- **Neighborhood Model – Walking time**
  - Pre-1990's
  - Each neighborhood had a pool within walking distance
  - One pool per every 20,000 in population
- **Regional/Central Model – Driving time**
  - Post 1990's
  - Pools are now within an appropriate drive time
- **Current Master Plans**
  - Blend of both Neighborhood and Regional/Central Approach

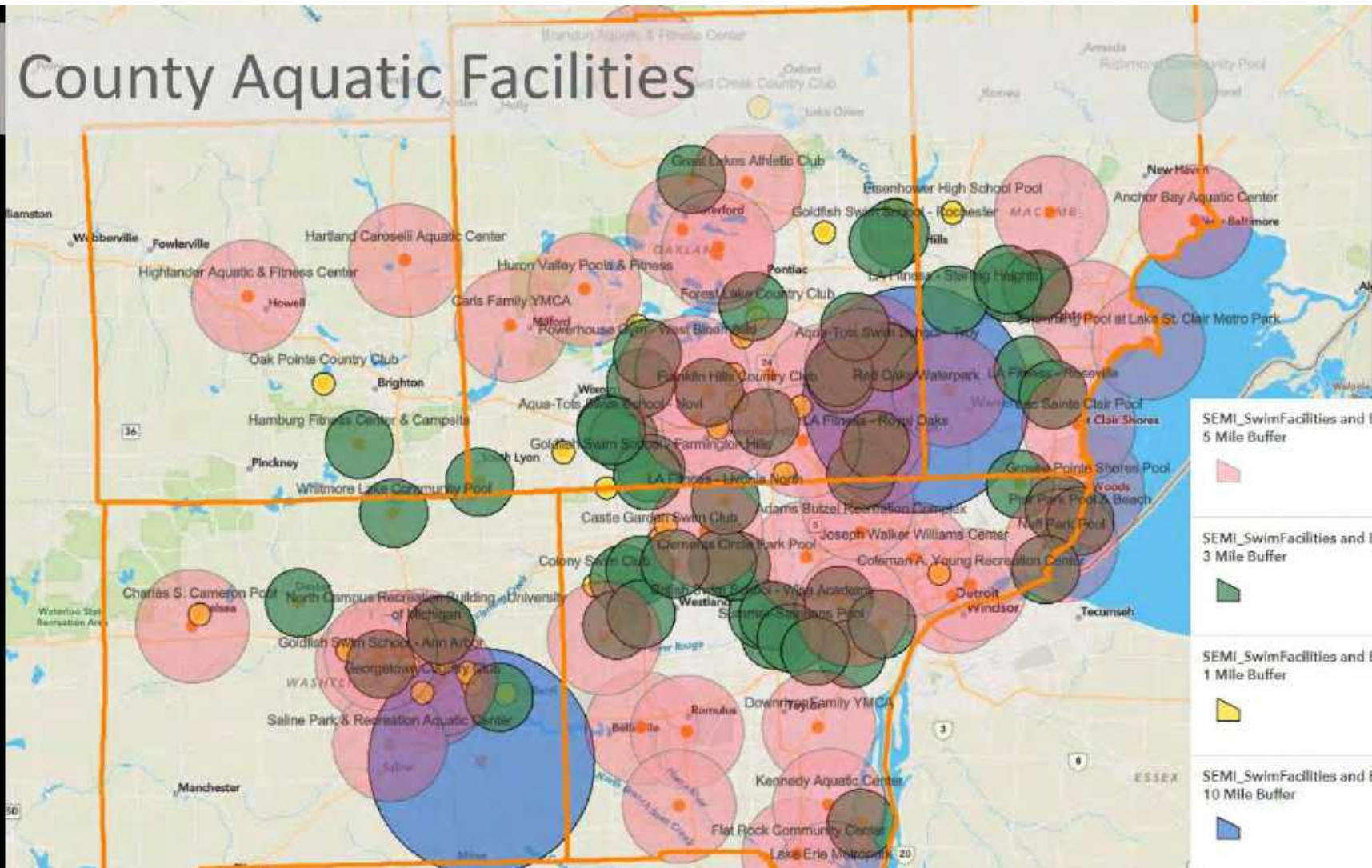








# 5 County Aquatic Facilities



SEMI\_SwimFacilities and Buffers - 5 Mile Buffer

SEMI\_SwimFacilities and Buffers - 3 Mile Buffer

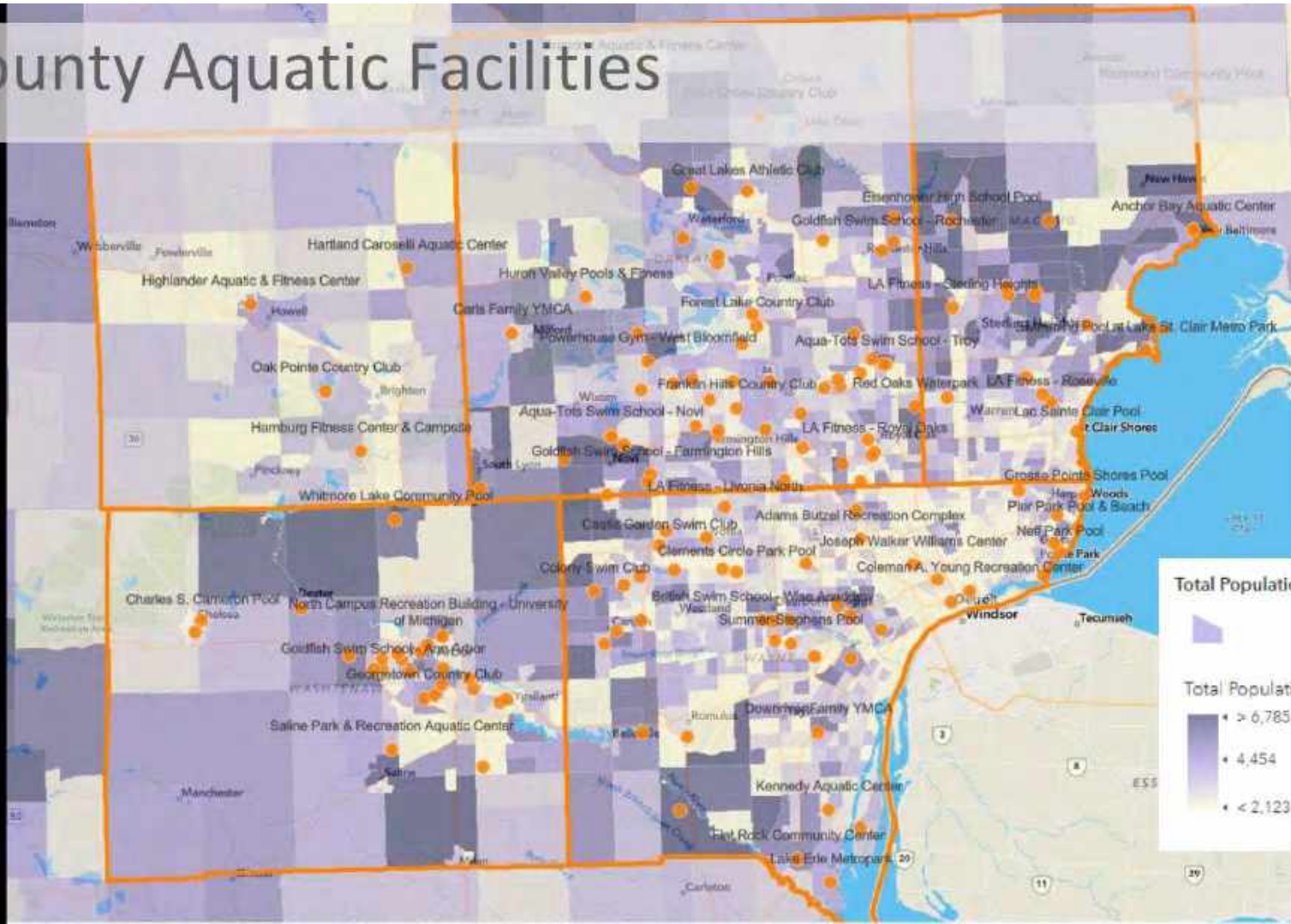
SEMI\_SwimFacilities and Buffers - 1 Mile Buffer

SEMI\_SwimFacilities and Buffers - 10 Mile Buffer





# 5 County Aquatic Facilities



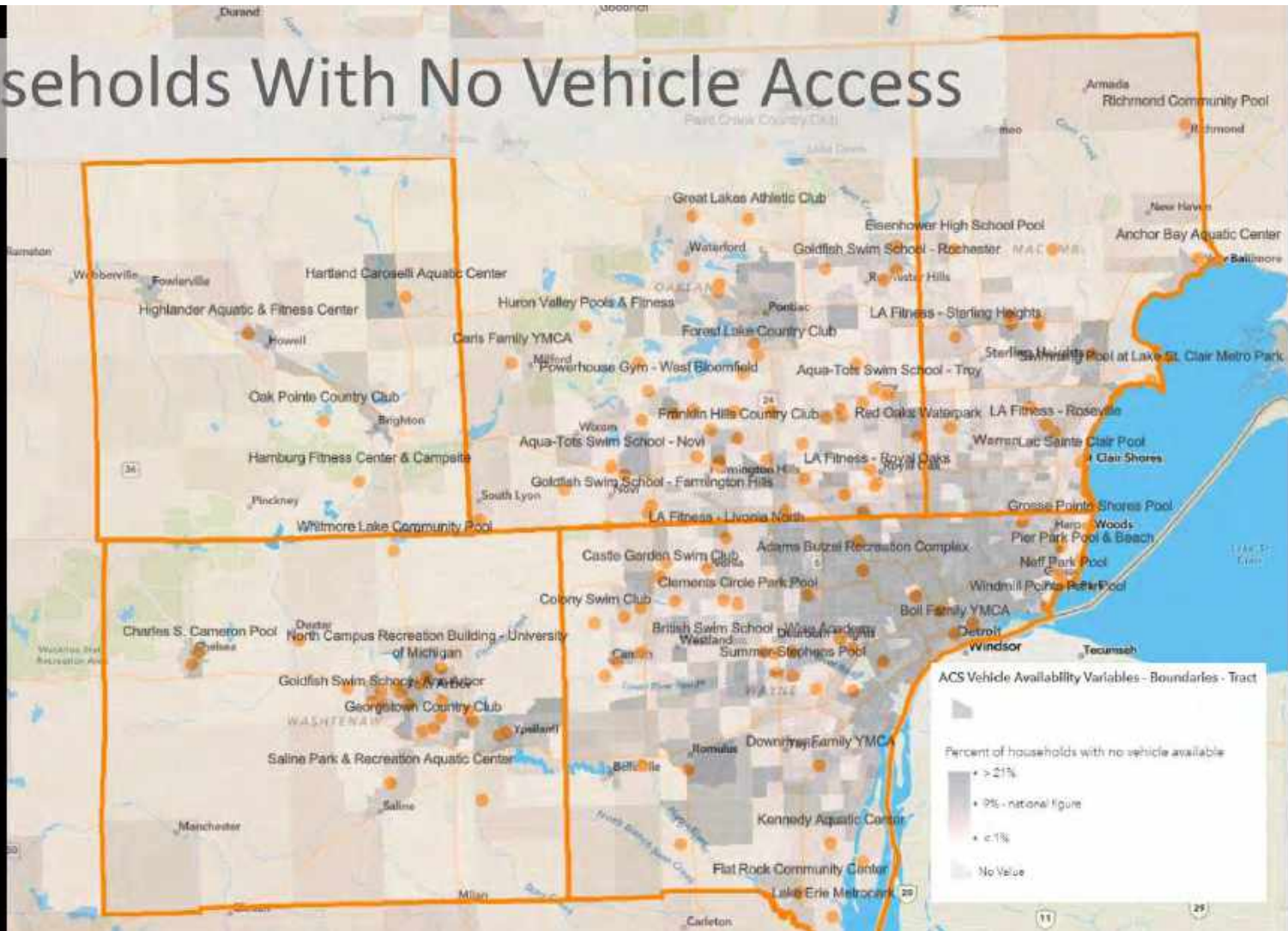
**Total Population - Tract**

- > 6,785
- 4,454
- < 2,123

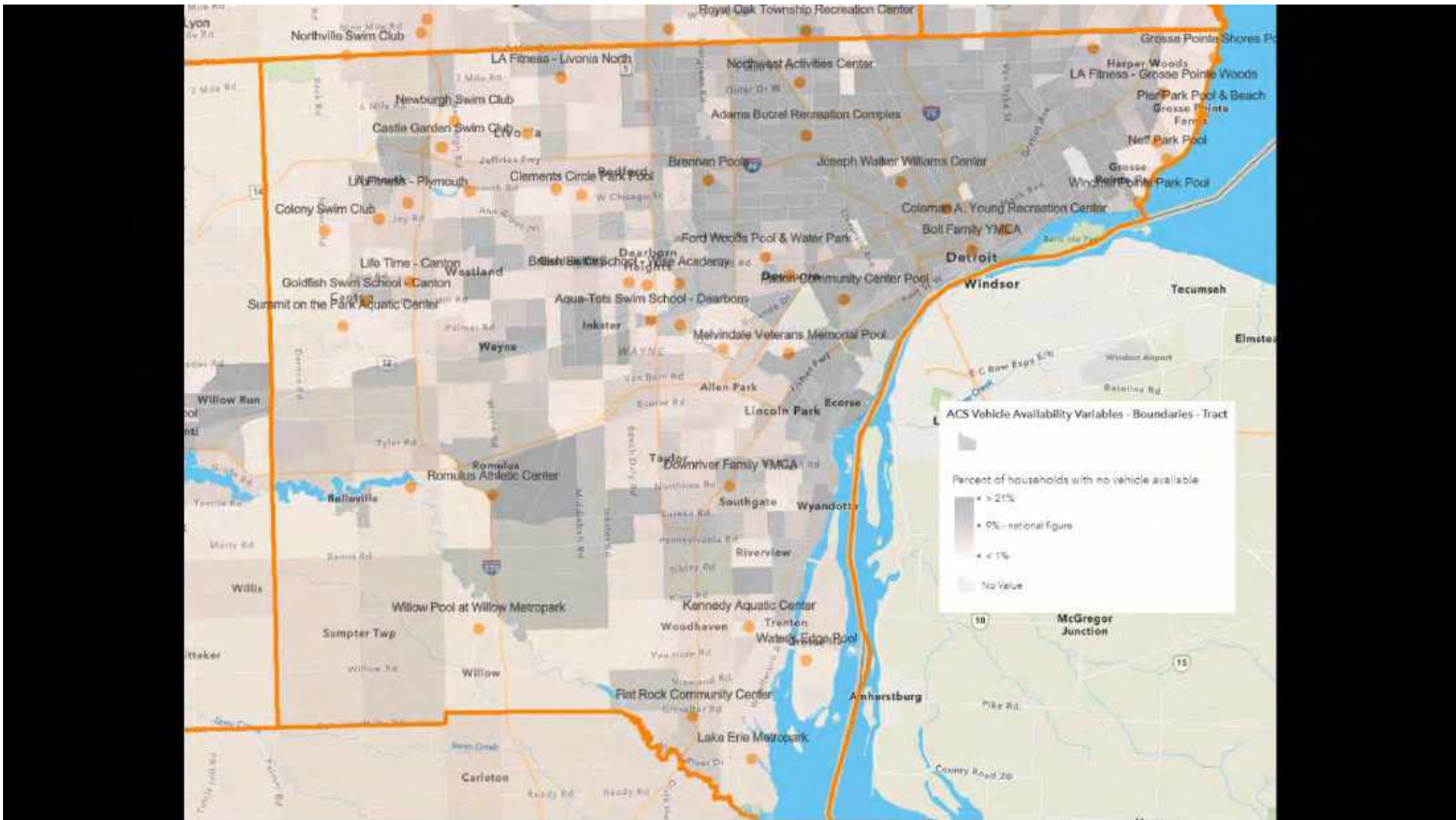




# Households With No Vehicle Access

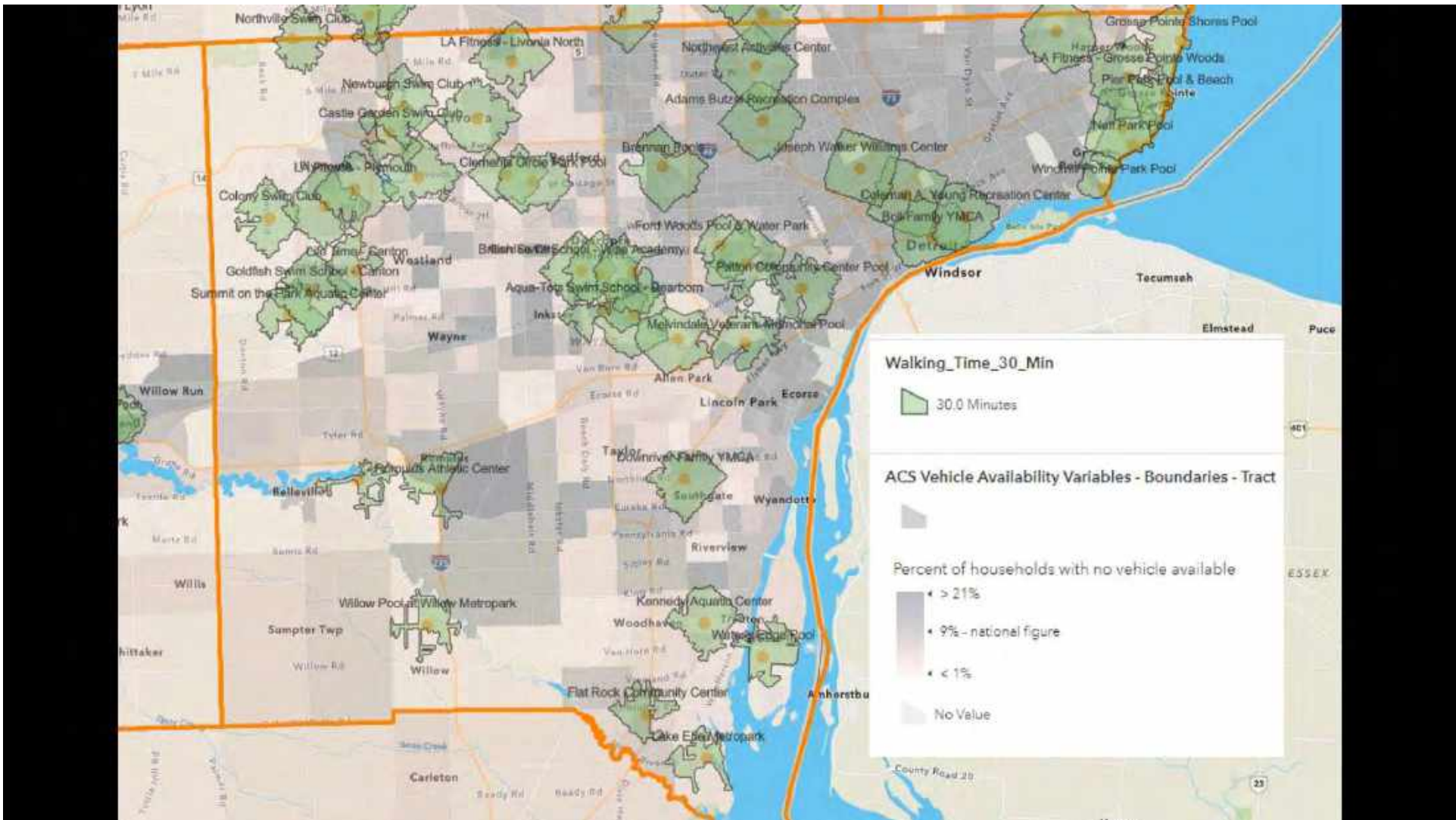














# Summary

- Well-served areas

- Suburban
- Areas with high access to vehicles

- Not well-served

- Areas with low access to vehicles
- Rural areas

- Gaps appear when considering reasonable service areas

County	Population	Facilities	One facility per
Livingston	193,866	4	48,467
Macomb	881,217	16	55,076
Oakland	1,274,395	56	22,757
Washtenaw	372,258	25	14,890
Wayne	1,793,561	45	39,857





# Proposed Goals and Objectives

- **Swimming Ability**
  - 90% of children can stop/exit the water on their own by age 9
  - Add open water swimming to competency list – more than 70% swim in lakes/ponds
- **Water Competence**
  - Water safety taught in most schools
    - Develop relationships with schools
- **Participation**
  - Increase access to scholarship programs
    - Lessons do not need to be self supporting – can find partnerships
    - Wayne county – chandler pool
    - Provide no/low-cost swim lessons
    - Corporate sponsorships, Michigan based
  - Transportation needs
    - HCMA Transportation Programs
    - Detroit bus company
    - Summer only transportation services
  - Look at lesson package structure – be more flexible
- **Program Focus Areas**
  - Increase vertical swim programs
- **Staffing**
  - Create training hub
    - One in each county
    - Sharing resources across counties
  - Locations to train indoors
    - Gibraltar – Carleton SD
  - Get more area entities to submit for IT Academies
- **Raising Awareness of Inequities**
  - Develop a SE Michigan Aquatics Board
    - Identify makeup of board
- **Current Facility Improvements**
  - Lake St. Clair improvements
  - Improvements for area facilities



Swimming Ability	Water Competence	Participation	Program Focus Areas	Staffing	Raise Awareness of Inequities	Current Facility Improvements
<ul style="list-style-type: none"> <li>90% of children can stop/exit the water on their own by age 9</li> <li>Add open water swimming to competency list - more than 70% swim in lakes/ponds</li> </ul>	<ul style="list-style-type: none"> <li>Water safety taught in most schools               <ul style="list-style-type: none"> <li>Develop relationships with schools</li> </ul> </li> </ul>	<ul style="list-style-type: none"> <li>Increase access to scholarship programs               <ul style="list-style-type: none"> <li>Lessons do not need to be self supporting - see find partnerships</li> <li>Wayne county - Chandler pool</li> <li>Provide no/low cost swim lessons</li> <li>Corporate sponsorships Michigan based</li> </ul> </li> <li>Transportation needs               <ul style="list-style-type: none"> <li>HCMA Transportation Programs</li> <li>Detroit bus company</li> <li>Summer only transportation services</li> </ul> </li> <li>Look at lesson package structure - be more flexible</li> </ul>	<ul style="list-style-type: none"> <li>Increase vertical swim programs</li> </ul>	<ul style="list-style-type: none"> <li>Create training hubs               <ul style="list-style-type: none"> <li>One in each county?</li> <li>Sharing resources across counties</li> </ul> </li> <li>Locations to train indoors               <ul style="list-style-type: none"> <li>Gibraltar - Carleton SD</li> </ul> </li> <li>Get more area entities to submit for IT Academies</li> <li>Transportation to parks for training or staffing</li> </ul>	<ul style="list-style-type: none"> <li>Develop a SE Michigan Aquatics Board               <ul style="list-style-type: none"> <li>Identify makeup of board</li> </ul> </li> <li>HCMA Marketing Department - raising awareness               <ul style="list-style-type: none"> <li>Create marketing campaign</li> </ul> </li> </ul>	<ul style="list-style-type: none"> <li>Lake St. Clair Improvements</li> <li>Improvements for area facilities</li> </ul>
Participating Agencies						
<ul style="list-style-type: none"> <li>HCMA</li> <li>Detroit Riverfront Conservancy</li> <li>American Red Cross</li> <li>Detroit public schools community district</li> </ul>	<ul style="list-style-type: none"> <li>HCMA</li> <li>Detroit Riverfront Conservancy</li> <li>Stop Drowning Now</li> <li>Zach Foundation</li> <li>Detroit public schools community district</li> </ul>	<ul style="list-style-type: none"> <li>HCMA</li> <li>Detroit Riverfront Conservancy</li> <li>American Red Cross</li> <li>USA Swimming Foundation</li> <li>Sport Ability - RIM</li> <li>Detroit public schools community district</li> </ul>	<ul style="list-style-type: none"> <li>HCMA</li> <li>Sport Ability - RIM</li> </ul>	<ul style="list-style-type: none"> <li>HCMA</li> <li>American Red Cross</li> <li>SI Aquatics</li> </ul>	<ul style="list-style-type: none"> <li>MParks</li> <li>Diversity in Aquatics</li> <li>International Water Safety Foundation</li> <li>SI Aquatics - Board</li> <li>Lynda Jeffries</li> </ul>	<ul style="list-style-type: none"> <li>HCMA</li> </ul>



THANK YOU!!



March 15 and 16, 2022



# Huron-Clinton Metroparks

# Agenda

- Swim Program Action Plan
- Action Plan Discussion





# Southeastern Michigan Swim Program

## ✓ Existing Conditions – “State of Swimming”

- ✓ Inventory and compare amenities and features of public and nonprofit facilities
- ✓ Inventory and categorize swim instruction/water safety programs
- ✓ Identify challenges for swim instruction and water competence programming at Public/Non-Profit Pools
- ✓ Conduct representative survey on swimming abilities, identify barriers to access.

## ✓ Develop Goals and Objectives

- ✓ Review “State of Swimming Report” and survey findings
- ✓ Identify roles for participating agencies in goals and objectives

## • Develop Programming Action Plan

- Recommendations for Metroparks facility infrastructure renovations to support accessible and inclusive swim programming
- General recommendations for partner facility infrastructure renovations
- Outreach strategies to encourage sign-ups in targeted populations and geographic areas
- Program focus areas
- Strategy for hiring/training/retaining lifeguards
- Marketing strategy for a plan to raise awareness around swimming inequities



# Committee Tasks

- Assist in developing goals/objectives
- Identify areas for partnerships or ways your agency can participate



# Proposed Goals and Objectives

## HCMA Swim Program Goals

Swimming Ability	Water Competence	Participation	Program Focus Areas	Staffing	Raise Awareness of Inequities	Current Facility Improvements
<p>90% of children can stop/exit the water on their own by age 9</p> <p>Add open water swimming to competency list – more than 70% swim in lakes/ponds</p>	<p>Water safety taught in most schools</p> <p>Develop relationships with schools</p>	<p>Increase access to scholarship programs</p> <p>Provide no/low-cost swim lessons</p> <p>Acquire corporate sponsorships to fund program</p> <p>Investigate transportation programs (low priority)</p> <p>Expand the "Swim in the D" program to more than 2 days</p>	<p>Increase vertical swim programs</p>	<p>Develop Metroparks in training hub in SE Michigan</p> <ul style="list-style-type: none"> <li>○ Look for partners in all 5 counties</li> </ul> <p>Get more area entities to submit for American Red Cross IT Academies</p> <p>Investigate transportation program to parks for training or staffing</p>	<p>Develop a SE Michigan Aquatics Board</p> <p>HCMA Marketing Department – Raising Awareness campaign</p>	<p>Lake St. Clair improvements</p> <p>HCMA Aquatics Master Plan</p> <p>Improvements for area facilities</p>

## HCMA Swim Program Goals

Swimming Ability	Water Competence	Participation	Program Focus Areas	Staffing	Raise Awareness of Inequities	Current Facility Improvements
<b>Action Plan</b>						
Secure funding to expand the "Swim in the D" program	Develop a list of schools/districts that are interested in swim instruction-or- swim safety curriculums	Secure funding to expand the "Swim in the D" program	Train instructors in other fitness modalities	Register HCMA with the American Red Cross as an LTP <ul style="list-style-type: none"> <li>o Swim Instruction</li> <li>o Lifeguard Training</li> </ul>	Develop marketing collateral for swimming campaign.	Lake St. Clair <ul style="list-style-type: none"> <li>o Main drain renovations</li> <li>o New pool lift</li> <li>o Ramp/zero depth entry</li> <li>o Bench seating</li> <li>o UV disinfection</li> <li>o Lap lanes</li> </ul>
Expand "Swim in the D" program to continue year round	Identify areas in school curriculums that can support swim safety training	Expand "Swim in the D" program to continue year round	Identify a spectrum of programs that meet facility specs	Find year-round facilities to partner with an offer training <ul style="list-style-type: none"> <li>o Could be part of the "Swim in the D" Program.</li> </ul>	Create collateral that can be utilized by all swim facilities in the region.	
Expand the program into the community: <ul style="list-style-type: none"> <li>o Apartments</li> <li>o Water fronts</li> <li>o Metropark Pools</li> <li>o Partner facilities</li> </ul>	Identify after school programs interested in participating	Identify after school programs interested in participating	Utilize outside vendors/contractors for some programs	Create a "Junior Guard" program	Utilize stats from annual/semi-annual swim program survey	Lake Erie <ul style="list-style-type: none"> <li>o UV disinfection</li> </ul>
Create a process for annual/semi-annual swim program survey to track swim ability changes	Provide in-class training collateral	<b>Considerations:</b> Work with a sponsorship consultant to assist in acquiring corporate sponsorships	Create a program plan for new programs and profitability goals	Create an in-house training program within HCMA <ul style="list-style-type: none"> <li>o Lifeguarding</li> <li>o Swim Instruction</li> </ul>	Create news media package	Willow Metropark Pool <ul style="list-style-type: none"> <li>o UV disinfection</li> </ul>
Submit course records for each swim session taught	Provide pool session time			Work with American Red Cross/HCMA/partners to host IT academy trainings	Advertise in schools, radio, local news stations to coincide with "Swim in the D" program sign ups.	Aquatics Master Plan: <ul style="list-style-type: none"> <li>o Identify funding</li> <li>o Issue RFP</li> <li>o Create plan</li> </ul>
<b>Considerations:</b> Register HCMA with the American Red Cross swim instruction program				<b>Considerations:</b> Create marketing plan for social media marketing <ul style="list-style-type: none"> <li>o Tiktok</li> <li>o Instagram – reels                             <ul style="list-style-type: none"> <li>o @Fbh2o</li> <li>o @Roundrocklifeguards</li> <li>o @Newbraunfelsaquatics</li> </ul> </li> </ul>	Expand the "brand" of "Swim in the D" to other area providers	Area facilities: <ul style="list-style-type: none"> <li>o Renovations or new facilities should start with feasibility/programming process</li> <li>o Amenities should reflect goals of the facility/users</li> <li>o Emphasize amenities that meet multiple user groups</li> </ul>
					Create a process for partnerships	<b>Considerations:</b> Consider creating a funding/grant program through the SE Michigan



# Swimming Ability

## • Goals

- 90% of children can stop/exit the water on their own by age 9
- Add open water swimming to competency list – more than 70% swim in lakes/ponds

## • Action Plan

1. Secure funding to expand the “Swim in the D” program
2. Expand “Swim in the D” program to continue year round
3. Expand the program into the community:
  - Apartments
  - Water fronts
  - Metropark Pools
  - Partner facilities
4. Create a process for annual/semi-annual swim program survey to track swim ability changes





# Swimming Ability

- Considerations

- Register HCMA with the American Red Cross swim instruction program
- Submit course records for each swim session taught

- Potential Partners

- HCMA
- Detroit Riverfront Conservancy
- City of Detroit
- American Red Cross
- Detroit public schools community district
- Boy Scouts – Waterfront
- YMCA - Waterfront



# Water Competence

- **Goals**

- Water safety taught in more schools
- Develop relationships with schools

- **Action Plan**

1. Develop a list of schools/districts that are interested in swim instruction -or- swim safety curriculums
2. Identify areas in school curriculums that can support swim safety training
3. Identify after school programs interested in participating
4. Provide in-class training collateral
5. Provide pool session time



# Swimming Ability

- Considerations

- N/A

- Potential Partners

- HCMA
- Detroit Riverfront Conservancy
- City of Detroit
- **Stop Drowning Now**
- Detroit public schools community district
- American Red Cross (Whale tales, CPR)

The screenshot shows a dark-themed interface for educators. On the left, a teal banner reads 'Educator' followed by 'Use the full Stop Drowning Now curriculum, FREE for educators with a .edu email address!' and 'Requires a valid .edu email address.' On the right, a dark grey box titled 'Online Access to:' lists: 'Full Curriculum', 'Parent/Caregiver Presentation', 'Kids Assembly', 'Make Your Own Water Watcher Tag', and 'Basic Supporting Materials'. Below this list, the word 'FREE' is displayed in large blue letters, and a teal 'SELECT' button is at the bottom.



# Participation

## •Goals

- Increase access to scholarship programs
- Provide no/low-cost swim lessons
- Acquire corporate sponsorships to fun program
- Investigate transportation programs (low priority)
- Expand the “Swim in the D” program to more than 2 days

## •Action Plan

1. Secure funding to expand the “Swim in the D” program
2. Expand “Swim in the D” program to continue year round
3. Identify after school programs interested in participating









# Participation

- Considerations

- Work with a sponsorship consultant to assist in acquiring corporate/large sponsorships

- Potential Partners

- HCMA
- Detroit Riverfront Conservancy
- City of Detroit
- American Red Cross
- USA Swimming Foundation
- Sport Ability – RIM
- Detroit public schools community district



# Program Focus Areas

- Goals

- Increase vertical swim programs

- Action Plan

1. Train instructors in other fitness modalities
2. Identify a spectrum of programs that meet facility specs
3. Utilize outside vendors/contractors for some programs
4. Create a program plan for new programs and profitability goals



# Program Focus Areas

- Considerations

- N/A

- Potential Partners

- HCMA
- Sports Ability - RIM



# Staffing

- Goals

- Develop Metroparks in training hub in SE Michigan
  - Look for partners in all 5 counties
- Get more area entities to submit for American Red Cross IT Academies
- Investigate transportation program to parks for training or staffing

- Action Plan

1. Register HCMA with the American Red Cross as an LTP
  - Swim Instruction
  - Lifeguard Training
2. Find year-round facilities to partner with an offer training
  - Could be part of the “Swim in the D” Program
3. Create a “Junior Guard” program
4. Create an in-house training program within HCMA
  - Lifeguarding
  - Swim Instruction
5. Work with American Red Cross/HCMA/partners to host IT academy trainings



# Staffing

## • Considerations

- Create marketing plan for social media marketing
  - TikTok
  - Instagram – reels
    - [@Fbh2o](#)
    - [@Roundrocklifeguards](#)
    - [@Newbraunfelsaquatics](#)

## • Potential Partners

- HCMA
- American Red Cross
- SJ Aquatics







# Raise Awareness of Inequities

## •Goals

- Develop a SE Michigan Aquatics Board
- HCMA Marketing Department – Raising Awareness campaign

## •Action Plan

1. Develop marketing collateral for swimming campaign
2. Create collateral that can be utilized by all swim facilities in the region
3. Utilize stats from annual/semi-annual swim program survey
4. Create news media package
5. Advertise in schools, radio, local news stations to coincide with “Swim in the D” program sign ups



# Raise Awareness of Inequities

- Considerations

- Expand the “brand” of “Swim in the D” to other area providers
- Create a process for partnerships

- Potential Partners

- MParks
- Diversity in Aquatics
- International Water Safety Foundation
- American Red Cross
- SJ Aquatics – Board
- Lynda Jeffries
- Swim lesson providers
- Zac Foundation



# Current Facility Improvements

- Goals

- HCMA Facility Improvements
- HCMA Aquatics Master Plan
- Improvements for area facilities

- Action Plan

1. Lake St. Clair
  - Main drain renovations
  - New pool lift
  - Ramp/zero depth entry
  - Bench seating
  - UV disinfection
  - Lap lanes
2. Lake Erie
  - UV disinfection
3. Willow Metropark Pool
  - UV disinfection
4. Aquatics Master Plan:
  - Identify funding
  - Issue RFP
  - Create plan
5. Area facilities:
  - Renovations or new facilities should start with feasibility/programming process
  - Amenities should reflect goals of the facility/users
  - Emphasize amenities that meet multiple user groups





# Current Facility Improvements

- Considerations

- Consider creating a funding/grant program through the SE Michigan Aquatics Board

- Potential Partners

- HCMA
- SE Michigan Aquatics Board





## HCMA Swim Program Goals

Swimming Ability	Water Competence	Participation	Program Focus Areas	Staffing	Raise Awareness of Inequities	Current Facility Improvements
<p>90% of children can stop/exit the water on their own by age 9</p> <p>Add open water swimming to competency list – more than 70% swim in lakes/ponds</p>	<p>Water safety taught in more schools</p> <p>Develop relationships with schools</p>	<p>Increase access to scholarship programs</p> <p>Provide no/low cost swim lessons</p> <p>Acquire corporate sponsorships to fund program</p> <p>Investigate transportation programs (low priority)</p> <p>Expand the "Swim in the D" program to more than 2 days</p>	<p>Increase vertical swim programs</p>	<p>Develop Metroparks in training hub in SE Michigan</p> <ul style="list-style-type: none"> <li>o Look for partners in all 5 counties</li> </ul> <p>Get more area entities to submit for American Red Cross IT Academies</p> <p>Investigate transportation program to parks for training or staffing</p>	<p>Develop a SE Michigan Aquatics Board</p> <p>HCMA Marketing Department – Raising Awareness campaign</p>	<p>Lake St. Clair Improvements</p> <p>HCMA Aquatics Master Plan</p> <p>Improvements for area facilities</p>

## Action Plan

<p>Secure funding to expand the "Swim in the D" program</p> <p>Expand "Swim in the D" program to continue year round</p> <p>Expand the program into the community:</p> <ul style="list-style-type: none"> <li>o Apartments</li> <li>o Water fronts</li> <li>o Metropark Pools</li> </ul>	<p>Develop a list of schools/districts that are interested in swim instruction -or- swim safety curriculums</p> <p>Identify areas in school curriculums that can support swim safety training</p> <p>Identify after school programs interested in participating</p>	<p>Secure funding to expand the "Swim in the D" program</p> <p>Expand "Swim in the D" program to continue year round</p> <p>Identify after school programs interested in participating</p> <p><b>Considerations:</b> Work with a sponsorship consultant to assist in</p>	<p>Train instructors in other fitness modalities</p> <p>Identify a spectrum of programs that meet facility specs</p> <p>Utilize outside vendors/contractors for some programs</p> <p>Create a program plan for new</p>	<p>Register HCMA with the American Red Cross as an LTP</p> <ul style="list-style-type: none"> <li>o Swim Instruction</li> <li>o Lifeguard Training</li> </ul> <p>Find year-round facilities to partner with an offer training</p> <ul style="list-style-type: none"> <li>o Could be part of the "Swim in the D" Program.</li> </ul> <p>Create a "Junior Guard" program</p> <p>Create an in-house training program within HCMA</p>	<p>Develop marketing collateral for swimming campaign.</p> <p>Create collateral that can be utilized by all swim facilities in the region.</p> <p>Utilize stats from annual/semi-annual swim program survey</p> <p>Create news media package</p>	<p>Lake St. Clair</p> <ul style="list-style-type: none"> <li>o Main drain renovations</li> <li>o New pool lift</li> <li>o Ramp/zero depth entry</li> <li>o Bench seating</li> <li>o UV disinfection</li> <li>o Lap lanes</li> </ul> <p>Lake Erie</p> <ul style="list-style-type: none"> <li>o UV disinfection</li> </ul> <p>Willow Metropark Pool</p> <ul style="list-style-type: none"> <li>o UV disinfection</li> </ul>
--	---	--	--	---	--	---

<ul style="list-style-type: none"> <li>Partner facilities</li> </ul> <p>Create a process for annual/semi-annual swim program survey to track swim ability changes</p> <p><b>Considerations:</b> Register HCMA with the American Red Cross swim instruction program</p> <p>Submit course records for each swim session taught</p>	<p>Provide in-class training collateral</p> <p>Provide pool session time</p>	<p>acquiring corporate sponsorships:</p>	<p>programs and profitability goals</p>	<ul style="list-style-type: none"> <li>Lifeguarding</li> <li>Swim Instruction</li> </ul> <p>Work with American Red Cross/HCMA/partners to host IT academy trainings</p> <p><b>Considerations:</b> Create marketing plan for social media marketing</p> <ul style="list-style-type: none"> <li>Tiktok</li> <li>Instagram – reels <ul style="list-style-type: none"> <li>FbH2o</li> <li>Roundrocklifeguards</li> <li>newbraunfelsaquatics</li> </ul> </li> </ul>	<p>Advertise in schools, radio, local news stations to coincide with “Swim in the D” program sign ups.</p> <p><b>Considerations:</b> Expand the “brand” of “Swim in the D” to other area providers</p> <p>Create a process for partnerships</p>	<p><b>Aquatics Master Plan:</b></p> <ul style="list-style-type: none"> <li>Identify funding</li> <li>Issue RFP</li> <li>Create plan</li> </ul> <p><b>Area facilities:</b></p> <ul style="list-style-type: none"> <li>Renovations or new facilities should start with feasibility/programming process</li> <li>Amenities should reflect goals of the facility/users</li> <li>Emphasize amenities that meet multiple user groups</li> </ul> <p><b>Considerations:</b> Consider creating a funding/grant program through the SE Michigan Aquatics Board</p>
--	--	--	---	--	---	--

## Potential Participants

<p>HCMA</p> <p>Detroit Riverfront Conservancy</p> <p>City of Detroit</p> <p>American Red Cross</p> <p>Detroit public schools community district</p> <p>Boy Scouts – Waterfront</p> <p>YMCA - Waterfront</p>	<p>HCMA</p> <p>Detroit Riverfront Conservancy</p> <p>City of Detroit</p> <p>Stop Drowning Now</p> <p>Detroit public schools community district</p> <p>American Red Cross (Whale tales, CPR)</p>	<p>HCMA</p> <p>Detroit Riverfront Conservancy</p> <p>City of Detroit</p> <p>American Red Cross</p> <p>USA Swimming Foundation</p> <p>Sport Ability – RIM</p> <p>Detroit public schools community district</p>	<p>HCMA</p> <p>Sport Ability - RIM</p>	<p>HCMA</p> <p>American Red Cross</p> <p>SJ Aquatics</p>	<p>MParks</p> <p>Diversity in Aquatics</p> <p>International Water Safety Foundation</p> <p>American Red Cross</p> <p>SJ Aquatics – Board</p> <p>Lynda Jeffries</p> <p>Swim lesson providers</p> <p>Zac Foundation</p>	<p>HCMA</p> <p>SE Michigan Aquatics Board</p>
---	---	---	--	--	---	---



THANK YOU!!



To: Board of Commissioners  
From: Jay Bibby, Interim Chief of Planning and Development  
Subject: Report – Lake St. Clair Beach Restoration Project, Avian Monitoring Update  
Date: August 5, 2022

**Action Requested: Motion to Receive and File**

That the Board of Commissioners receive and file the Avian Monitoring update as submitted by Jay Bibby and staff.

**Fiscal Impact:** None

**Background:** In 2020, the Metroparks received a grant from the Michigan Department of Environment, Great Lakes, and Energy (EGLE) through their Non-Point Source Pollution program for Lake St. Clair's Beach Restoration project. The basis for this project is to reduce avian sources of E. coli (mainly geese and gulls) from the beach area to reduce beach closure days.

The U.S. Geological Survey (USGS) conducts regular water quality and groundwater monitoring as part of this grant project, which began in May 2022 and will continue through fall 2023.

Avian monitoring is part of the grant requirements to help EGLE and the Metroparks understand if these bird deterrents are having any impact. The monitoring consists of counting geese and gulls in six different zones along the beach at least four times per week. Volunteers and staff conduct the counts. The first complete data set is from June 2021; staff can now compare June and July 2021 to June and July 2022 and can be viewed in the attached report.

The Macomb County Health Department still conducts regular water quality testing, and the Goosebusters program is ongoing.

**Attachment: Avian Monitoring Report**



# AVIAN MONITORING AT LSC

## Survey Zones

The monitoring consists of counting geese and gulls in 6 different zones along the beach, at least four times per week. The counts are done by volunteers and staff. Our first complete data set is from June 2021, and therefore we are now able to compare June and July 2021 to June and July 2022. Results are sorted by zone below. Overall the total numbers for June decreased from 143.7 in 2021 as a daily average for all zones to 141.7 in 2022; and from 165.2 in July 2021 to 156.1 in July 2022.



### Comparison: June 2021 and June 2022

June 2021 Daily Average totals

A1		A2		B1		B2		C1		C2	
Geese	Gulls	Geese	Gulls	Geese	Gulls	Geese	Gulls	Geese	Gulls	Geese	Gulls
8.4	12.4	2.4	1.9	1.4	76.5	0.0	6.8	17.4	11.4	0.0	5.1

June 2022 Daily Average totals

A1		A2		B1		B2		C1		C2	
Geese	Gulls	Geese	Gulls	Geese	Gulls	Geese	Gulls	Geese	Gulls	Geese	Gulls
2.1	17.1	0.0	1.3	0.0	62.2	0.5	1.0	3.4	38.8	0.0	15.3

### Comparison: July 2021 and July 2022

July 2021 Daily Average totals

A1		A2		B1		B2		C1		C2	
Geese	Gulls	Geese	Gulls	Geese	Gulls	Geese	Gulls	Geese	Gulls	Geese	Gulls
1.1	8.9	0.8	2.6	3.6	99.8	0.0	9.4	21.0	13.3	3.7	1.1

July 2022 Daily Average totals

A1		A2		B1		B2		C1		C2	
Geese	Gulls	Geese	Gulls	Geese	Gulls	Geese	Gulls	Geese	Gulls	Geese	Gulls
5.1	10.1	0	0	3.4	86.1	3	1.8	12.0	20.4	4.2	9.9





To: Board of Commissioners  
From: Mike Henkel, Chief of Engineering Services  
Project No: 502-22-698  
Project Title: Bids – Park Entrance Road Reconstruction  
Project Type: Capital Improvement  
Location: Lake St. Clair Metropark  
Date: August 5, 2022

Bids Received: July 29, 2022

**Action Requested: Motion to Approve**

That the Board of Commissioners (1) award Contract No. 502-22-698 to the low responsive, responsible bidder, Best Asphalt, Inc. in the amount of \$1,379,309.35; and (2) transfer \$245,000 from the Kensington major maintenance unallocated account and \$34,310 from the Lake St. Clair major maintenance unallocated account to cover the cost of the project as recommended by Chief of Engineering Services Mike Henkel and staff.

**Fiscal Impact:** This project is \$279,309.35 over the budgeted \$1.1 million amount. Funding is available from projects that can be re-budgeted next year.

**Scope of Work:** The work includes furnishing all labor, equipment, and materials necessary to reconstruct approximately 0.75 miles of entrance roadway. The work also consists of the construction of aggregate shoulders, tollbooth installation and utilities, signage, pavement markings, a vehicle detection system, and all incidental construction.

A wildlife culvert system will be installed to allow wildlife to pass under the entrance roadway, including threatened and endangered amphibians and reptiles. This wildlife passage includes a three-foot wide culvert and several hundred feet of wall intended to guide herpetofauna to the passage. This system was designed and recommended by Herpetological Resource and Management (HRM), an expert on these systems and the impacts of roads on herpetofauna. This passage was located and sized based on data gathered in a comprehensive review of herpetofauna observations and take (roadkill) collected by HRM in 2013.

The overall cost of this scope item is \$108,210 and is included in the base bid. This passage is recommended due to the highly sensitive area connecting two marsh areas with many wildlife crossings.

**Background:** The original concrete road was constructed in 1949; the concrete is still a part of the roadway profile. In 1984, asphalt surfacing was installed with associated repairs. The current surface is approximately 38 years old, needs repair and is past its useful life.

<u>Contractor</u>	<u>City</u>	<u>Total</u>
Best Asphalt, Inc	Romulus	\$1,379,309.35

Budget Amount for Contract Services

- Lake St. Clair Entrance Road Reconstruction  
\$1,100,000.00
- Kensington Trail Imp. N. Martindale to Shore Fishing \$ 245,000.00
- Lake St. Clair stormwater drainage repairs on culverts \$ 34,310.00
  - o Total (Rounded) \$1,379,310.00

Work Order Amount

- Contract Amount-Best Asphalt Paving, Inc. \$1,379,309.05
- Contract Administration \$ 20,000.00
  - o Total Proposed Work Order Amount (Rounded) \$1,399,310.00

*This project was reported and publicly advertised in the following construction reporting outlets: MITN, Construction Association of Michigan, Construction Connect, Construction Market Data, Dodge Data & Analytics, Washtenaw Contractors Association, Construction News Corporation, Construction News Service, Construction Journal, HCMA Website.*

HURON-CLINTON METROPARKS MONTHLY STATISTICS

July, 2022

PARK	MONTHLY VEHICLE ENTRIES				MONTHLY TOLL REVENUE			
	Current	Previous	Prev 3 Yr Avg	Change from Average	Current	Previous	Prev 3 Yr Avg	Change from Average
Lake St Clair	86,049	77,408	77,466	11%	\$ 371,226	\$ 327,498	\$ 338,894	10%
Wolcott Mill	5,446	4,435	3,049	79%	\$ 3,799	\$ 4,720	\$ 3,863	-2%
Stony Creek	98,139	99,847	102,561	-4%	\$ 405,939	\$ 380,296	\$ 412,768	-2%
Indian Springs	14,541	12,425	13,379	9%	\$ 47,909	\$ 42,467	\$ 43,019	11%
Kensington	114,136	120,335	119,056	-4%	\$ 504,366	\$ 453,463	\$ 464,648	9%
Huron Meadows	13,455	13,189	12,744	6%	\$ 2,384	\$ 1,219	\$ 1,738	37%
Hudson Mills	32,690	33,438	32,940	-1%	\$ 100,568	\$ 91,777	\$ 89,140	13%
Lower Huron/Willow/Oakwoods	74,018	69,301	67,556	10%	\$ 248,484	\$ 185,859	\$ 183,115	36%
Lake Erie	28,609	30,368	30,237	-5%	\$ 68,961	\$ 69,070	\$ 80,745	-15%
<b>Monthly TOTALS</b>	<b>467,083</b>	<b>460,746</b>	<b>458,990</b>	<b>2%</b>	<b>\$ 1,753,636</b>	<b>\$ 1,556,369</b>	<b>\$ 1,617,931</b>	<b>8%</b>

PARK	Y-T-D VEHICLE ENTRIES				Y-T-D TOLL REVENUE			
	Current	Previous	Prev 3 Yr Avg	Change from Average	Current	Previous	Prev 3 Yr Avg	Change from Average
Lake St Clair	298,860	335,529	307,937	-3%	\$ 1,608,587	\$ 1,636,523	\$ 1,433,811	12%
Wolcott Mill	29,501	26,478	19,005	55%	\$ 29,806	\$ 23,955	\$ 31,946	-7%
Stony Creek	365,949	444,292	420,047	-13%	\$ 1,960,054	\$ 2,254,291	\$ 2,144,619	-9%
Indian Springs	58,445	64,325	59,970	-3%	\$ 272,855	\$ 297,333	\$ 262,250	4%
Kensington	478,332	574,606	531,651	-10%	\$ 2,276,787	\$ 2,528,978	\$ 2,274,694	0%
Huron Meadows	65,213	74,963	62,285	5%	\$ 56,668	\$ 52,016	\$ 38,474	47%
Hudson Mills	140,639	165,823	150,288	-6%	\$ 442,048	\$ 484,794	\$ 431,563	2%
Lower Huron/Willow/Oakwoods	331,191	368,272	340,775	-3%	\$ 756,250	\$ 705,343	\$ 673,667	12%
Lake Erie	131,277	142,758	135,777	-3%	\$ 442,346	\$ 490,796	\$ 487,432	-9%
<b>Monthly TOTALS</b>	<b>1,899,407</b>	<b>2,197,046</b>	<b>2,027,735</b>	<b>-6%</b>	<b>\$ 7,845,401</b>	<b>\$ 8,474,029</b>	<b>\$ 7,778,457</b>	<b>1%</b>

PARK	MONTHLY PARK REVENUE				Y-T-D PARK REVENUE			
	Current	Previous	Prev 3 Yr Avg	Change from Average	Current	Previous	Prev 3 Yr Avg	Change from Average
Lake St Clair	\$ 536,149	\$ 480,448	\$ 460,954	16%	\$ 2,268,569	\$ 2,183,229	\$ 1,920,732	18%
Wolcott Mill	\$ 6,403	\$ 11,814	\$ 11,125	-42%	\$ 77,216	\$ 91,210	\$ 112,266	-31%
Stony Creek	\$ 893,041	\$ 845,776	\$ 849,307	5%	\$ 3,504,032	\$ 3,815,904	\$ 3,408,853	3%
Indian Springs	\$ 292,200	\$ 261,383	\$ 224,065	30%	\$ 1,085,815	\$ 1,058,298	\$ 835,658	30%
Kensington	\$ 1,106,074	\$ 1,074,388	\$ 976,898	13%	\$ 4,005,166	\$ 4,259,029	\$ 3,648,631	10%
Huron Meadows	\$ 243,783	\$ 229,622	\$ 196,708	24%	\$ 850,495	\$ 848,271	\$ 639,996	33%
Hudson Mills	\$ 285,231	\$ 260,641	\$ 236,553	21%	\$ 1,013,545	\$ 1,036,955	\$ 867,921	17%
Lower Huron/Willow/Oakwoods	\$ 788,977	\$ 504,157	\$ 579,157	36%	\$ 1,830,755	\$ 1,532,079	\$ 1,513,341	21%
Lake Erie	\$ 311,503	\$ 307,212	\$ 331,431	-6%	\$ 1,190,534	\$ 1,277,988	\$ 1,166,836	2%
<b>Y-T-D TOTALS</b>	<b>\$ 4,463,363</b>	<b>\$ 3,975,441</b>	<b>\$ 3,866,199</b>	<b>15%</b>	<b>\$ 15,826,127</b>	<b>\$ 16,102,964</b>	<b>\$ 14,114,232</b>	<b>12%</b>

District	Y-T-D Vehicle Entries by Management Unit				Y-T-D Total Revenue by Management Unit			
	Current	Previous	Prev 3 Yr Avg	Change from Average	Current	Previous	Prev 3 Yr Avg	Change from Average
Eastern	694,310	806,299	746,989	-7%	5,849,817	6,090,344	5,441,850	7%
Western	742,629	879,717	804,194	-8%	6,955,021	7,202,553	5,992,206	16%
Southern	462,468	511,030	476,552	-3%	3,021,289	2,810,067	2,680,177	13%

HURON-CLINTON METROPARKS MONTHLY STATISTICS

July, 2022

GOLF THIS MONTH	MONTHLY ROUNDS				MONTHLY REVENUE			
	Current	Previous	Prev 3 Yr Avg	Change from Average	Current	Previous	Prev 3 Yr Avg	Change from Average
Stony Creek	7,448	6,655	6,688	11%	\$ 268,694	\$ 231,033	\$ 223,344	20%
Indian Springs	7,216	6,129	5,547	30%	\$ 235,981	\$ 190,834	\$ 170,400	38%
Kensington	7,545	6,992	6,827	11%	\$ 256,644	\$ 234,736	\$ 217,858	18%
Huron Meadows	7,173	6,218	5,954	20%	\$ 239,499	\$ 226,903	\$ 193,771	24%
Hudson Mills	5,812	5,416	5,037	15%	\$ 160,776	\$ 149,096	\$ 128,510	25%
Willow	6,191	4,199	5,162	20%	\$ 162,497	\$ 130,574	\$ 153,697	6%
Lake Erie	6,974	6,164	5,802	20%	\$ 201,942	\$ 186,414	\$ 166,089	22%
Total Regulation	48,359	41,773	41,016	18%	\$ 1,526,033	\$ 1,349,591	\$ 1,253,669	22%
LSC Par 3	1,360	1,415	1,330	2%	\$ 11,496	\$ 10,816	\$ 10,161	13%
LSC Foot Golf	189	175	220	-14%	\$ 1,474	\$ 1,330	\$ 1,438	3%
<b>Total Golf</b>	<b>49,908</b>	<b>43,363</b>	<b>42,566</b>	<b>17%</b>	<b>\$ 1,539,003</b>	<b>\$ 1,361,737</b>	<b>\$ 1,265,268</b>	<b>22%</b>

GOLF Y-T-D	GOLF ROUNDS Y-T-D				GOLF REVENUE Y-T-D			
	Current	Previous	Prev 3 Yr Avg	Change from Average	Current	Previous	Prev 3 Yr Avg	Change from Average
Stony Creek	22,688	22,946	19,121	19%	\$ 806,309	\$ 795,602	\$ 635,557	27%
Indian Springs	22,079	20,896	16,490	34%	\$ 721,811	\$ 659,555	\$ 507,342	42%
Kensington	23,915	25,135	21,298	12%	\$ 807,948	\$ 814,158	\$ 667,904	21%
Huron Meadows	21,986	20,775	17,590	25%	\$ 724,567	\$ 734,733	\$ 564,007	28%
Hudson Mills	18,053	18,140	14,746	22%	\$ 485,849	\$ 479,819	\$ 368,492	32%
Willow	17,249	17,907	14,669	18%	\$ 479,675	\$ 544,501	\$ 434,718	10%
Lake Erie	20,184	20,837	16,772	20%	\$ 590,510	\$ 624,795	\$ 472,375	25%
Total Regulation	146,154	146,636	120,686	21%	\$ 4,616,670	\$ 4,653,164	\$ 3,650,395	26%
LSC Par 3	3,356	3,883	3,753	-11%	\$ 30,516	\$ 33,890	\$ 31,028	-2%
LSC Foot Golf	330	449	435	-24%	\$ 2,967	\$ 3,388	\$ 3,088	-4%
<b>Total Golf</b>	<b>149,840</b>	<b>150,968</b>	<b>124,874</b>	<b>20%</b>	<b>\$ 4,650,153</b>	<b>\$ 4,690,442</b>	<b>\$ 3,684,511</b>	<b>26%</b>

AQUATICS THIS MONTH	PATRONS THIS MONTH				MONTHLY REVENUE			
	Current	Previous	Prev 3 Yr Avg	Change from Average	Current	Previous	Prev 3 Yr Avg	Change from Average
Lake St. Clair	20,338	18,621	14,550	40%	\$ 102,263	\$ 90,343	\$ 69,701	47%
Stony Creek Rip Slide	9,149	10,744	6,491	41%	\$ 52,124	\$ 59,768	\$ 35,103	48%
KMP Splash	16,712	21,512	18,583	-10%	\$ 111,693	\$ 146,360	\$ 111,870	0%
Lower Huron	26,498	12,826	17,044	55%	\$ 287,224	\$ 128,108	\$ 187,490	53%
Willow	7,842	7,852	7,505	4%	\$ 35,832	\$ 33,547	\$ 32,920	9%
Lake Erie	0	0	4,980	-	\$ -	\$ -	\$ 40,095	-
<b>TOTALS</b>	<b>80,539</b>	<b>71,555</b>	<b>69,153</b>	<b>16%</b>	<b>\$ 589,136</b>	<b>\$ 458,126</b>	<b>\$ 477,179</b>	<b>23%</b>

AQUATICS Y-T-D	PATRONS Y-T-D				REVENUE Y-T-D			
	Current	Previous	Prev 3 Yr Avg	Change from Average	Current	Previous	Prev 3 Yr Avg	Change from Average
Lake St. Clair	41,995	29,372	22,558	86%	\$ 210,109	\$ 133,773	\$ 106,287	98%
Stony Creek Rip Slide	16,043	19,103	11,394	41%	\$ 92,254	\$ 104,254	\$ 60,655	52%
KMP Splash	30,240	32,774	27,774	9%	\$ 201,475	\$ 192,156	\$ 161,270	25%
Lower Huron	32,229	13,058	23,741	36%	\$ 338,261	\$ 130,435	\$ 264,828	28%
Willow	17,267	12,409	10,870	59%	\$ 80,843	\$ 54,062	\$ 48,596	66%
Lake Erie	0	0	7,840	-	\$ -	\$ -	\$ 63,738	-
<b>TOTALS</b>	<b>137,774</b>	<b>106,716</b>	<b>104,177</b>	<b>32%</b>	<b>\$ 922,942</b>	<b>\$ 614,680</b>	<b>\$ 705,374</b>	<b>31%</b>

HURON-CLINTON METROPARKS MONTHLY STATISTICS

July, 2022

PARK	Seasonal Activities this Month				Monthly Revenue			
	Current	Previous	Prev 3 Yr Avg	Change from Average	Current	Previous	Prev 3 Yr Avg	Change from Average
<b>Lake St. Clair</b>								
Welsh Center	7	4	2	200%	\$ 8,900	\$ 7,000	\$ 3,333	167%
Shelters	58	28	50	17%	\$ 19,640	\$ 10,593	\$ 12,549	57%
Boat Launches	658	1,344	1,493	-56%	\$ -	\$ -	\$ -	-
Marina	890	212	313	185%	\$ 5,665	\$ 4,560	\$ 4,547	25%
Mini-Golf	3,170	3,080	2,527	25%	\$ 14,792	\$ 14,141	\$ 10,759	37%
<b>Wolcott</b>								
Activity Center	0	1	2	-	\$ -	\$ 500	\$ 1,010	-
<b>Stony Creek</b>								
Disc Golf Daily	2,225	2,297	2,170	3%	\$ 7,569	\$ 7,846	\$ 7,389	2%
Disc Golf Annual	2	3	4	-54%	\$ 120	\$ 180	\$ 260	-54%
Total Disc Golf	2,227	2,300	2,175	2%	\$ 7,689	\$ 8,026	\$ 7,649	1%
Shelters	52	58	59	-12%	\$ 11,706	\$ 12,793	\$ 13,248	-12%
Boat Rental	60,709	6,073	7,294	732%	\$ 58,468	\$ 66,782	\$ 76,612	-24%
Boat Launches	47	49	175	-73%	\$ -	\$ -	\$ -	-
<b>Indian Springs</b>								
Shelters	14	18	14	2%	\$ 1,275	\$ 1,875	\$ 1,467	-13%
Event Room	3	9	3	-10%	\$ 6,200	\$ 25,800	\$ 8,822	-30%
<b>Kensington</b>								
Disc Golf Daily	3,995	4,218	3,437	16%	\$ 14,845	\$ 14,858	\$ 11,484	29%
Disc Golf Annual	10	10	5	100%	\$ 600	\$ 560	\$ 267	125%
Total Disc Golf	4,005	4,228	3,442	16%	\$ 15,445	\$ 15,418	\$ 11,751	31%
Shelters	63	72	76	-17%	\$ 13,138	\$ 14,790	\$ 15,805	-17%
Boat Rental	4,621	4,870	6,485	-29%	\$ 80,571	\$ 90,425	\$ 90,027	-11%
<b>Huron Meadows</b>								
Shelters	10	9	7	36%	\$ 1,900	\$ 1,500	\$ 1,200	58%
<b>Hudson Mills</b>								
Disc Golf Daily	779	1,575	1,201	-35%	\$ 2,337	\$ 4,725	\$ 3,603	-35%
Disc Golf Annual	2	1	5	-57%	\$ 120	\$ 60	\$ 280	-57%
Total Disc Golf	781	1,576	1,206	-35%	\$ 2,457	\$ 4,785	\$ 3,883	-37%
Shelters	18	22	14	32%	\$ 3,500	\$ 3,600	\$ 2,333	50%
Canoe Rental	4,493	4,677	3,733	20%	\$ 17,123	\$ 9,505	\$ 10,179	68%
<b>Lower Huron / Willow / Oakwoods</b>								
Disc Golf Daily	205	173	200	3%	\$ 615	\$ 519	\$ 600	3%
Disc Golf Annual	0	0	0	-	\$ -	\$ -	\$ -	-
Total Disc Golf	205	173	200	3%	\$ 615	\$ 519	\$ 600	3%
Shelters	48	139	68	-29%	\$ 9,025	\$ 15,850	\$ 9,658	-7%
<b>Lake Erie</b>								
Shelters	9	24	14	-36%	\$ 1,800	\$ 4,700	\$ 2,700	-33%
Boat Launches	2,187	2,226	2,452	-11%	\$ -	\$ -	\$ -	-
Marina	0	0	0	-	\$ 38,058	\$ 46,561	\$ 41,343	-8%



HURON-CLINTON METROPARKS MONTHLY STATISTICS

July, 2022

PARK	Seasonal Activities Y-T-D				Seasonal Revenue Y-T-D			
	Current	Previous	Prev 3 Yr Avg	Change from Average	Current	Previous	Prev 3 Yr Avg	Change from Average
<b>Lake St. Clair</b>								
Welsh Center	23	25	28	-17%	\$ 52,000	\$ 46,700	\$ 33,308	56%
Shelters	342	379	297	15%	\$ 88,506	\$ 77,270	\$ 67,044	32%
Boat Launches	2,047	4,724	4,449	-54%	\$ -	\$ -	\$ -	-
Marina	1,775	805	890	100%	\$ 14,961	\$ 13,565	\$ 11,429	31%
Mini-Golf	6,723	5,190	4,767	41%	\$ 31,349	\$ 23,794	\$ 19,773	59%
<b>Wolcott</b>								
Activity Center	5	6	18	-72%	\$ 4,380	\$ 7,225	\$ 9,735	-55%
<b>Stony Creek</b>								
Disc Golf Daily	8,163	11,132	9,204	-11%	\$ 27,480	\$ 37,540	\$ 31,017	-11%
Disc Annual	121	121	89	36%	\$ 7,106	\$ 7,060	\$ 5,120	39%
Total Disc Golf	8,284	11,253	9,293	-11%	\$ 34,586	\$ 44,600	\$ 36,137	-4%
Shelters	424	461	361	17%	\$ 95,200	\$ 103,494	\$ 81,148	17%
Boat Rental	67,299	12,706	15,054	347%	\$ 127,161	\$ 154,577	\$ 157,525	-19%
Boat Launches	349	362	560	-38%	\$ -	\$ -	\$ -	-
<b>Indian Springs</b>								
Shelters	88	78	60	46%	\$ 12,000	\$ 10,250	\$ 7,884	52%
Event Room	25	31	21	17%	\$ 70,250	\$ 76,600	\$ 45,700	54%
<b>Kensington</b>								
Disc Golf Daily	14,002	20,772	16,205	-14%	\$ 47,444	\$ 73,369	\$ 55,979	-15%
Disc Annual	235	340	230	2%	\$ 13,860	\$ 19,840	\$ 13,453	3%
Total Disc Golf	14,237	21,112	16,435	-13%	\$ 61,304	\$ 93,209	\$ 69,432	-12%
Shelters	399	509	425	-6%	\$ 87,900	\$ 108,697	\$ 91,572	-4%
Boat Rental	8,987	9,505	11,669	-23%	\$ 156,775	\$ 167,404	\$ 158,726	-1%
<b>Huron Meadows</b>								
Shelters	45	49	34	31%	\$ 8,600	\$ 8,200	\$ 6,000	43%
<b>Hudson Mills</b>								
Disc Golf Daily	4,201	6,584	5,168	-19%	\$ 12,603	\$ 19,752	\$ 15,503	-19%
Disc Annual	114	89	128	-11%	\$ 6,640	\$ 5,220	\$ 7,487	-11%
Total Disc Golf	4,315	6,673	5,295	-19%	\$ 19,243	\$ 24,972	\$ 22,990	-16%
Shelters	153	132	80	91%	\$ 27,300	\$ 23,000	\$ 14,317	91%
Canoe Rental	7,723	7,511	6,167	25%	\$ 17,123	\$ 13,783	\$ 11,972	43%
<b>Lower Huron / Willow / Oakwoods</b>								
Disc Golf Daily	632	1,287	933	-32%	\$ 2,196	\$ 3,867	\$ 2,802	-22%
Disc Annual	10	9	7	36%	\$ 540	\$ 500	\$ 420	29%
Total Disc Golf	642	1,296	941	-32%	\$ 2,736	\$ 4,367	\$ 3,222	-15%
Shelters	301	400	265	14%	\$ 71,825	\$ 70,825	\$ 51,433	40%
<b>Lake Erie</b>								
Shelters	43	78	61	-30%	\$ 8,700	\$ 16,500	\$ 13,033	-33%
Boat Launches	10,051	9,205	10,994	-9%	\$ -	\$ -	\$ -	-
Marina	0	0	0	-	\$ 143,595	\$ 153,729	\$ 130,497	10%

INTERPRETIVE FACILITIES								
PARK	Monthly Patrons Served				YTD Patrons Served			
	(total program participants and non-program visitors)							
	Current	Previous	Prev 3 Yr Avg	Change from Average	Current	Previous	Prev 3 Yr Avg	Change from Average
Lake St Clair	23,703	18,086	20,246	17%	89,350	93,892	92,124	-3%
Wolcott Mill	1,088	5,022	2,416	-55%	9,761	31,575	16,436	-41%
Wolcott Farm	5,138	5,231	4,799	7%	27,602	28,299	21,712	27%
Stony Creek	17,102	26,649	21,336	-20%	95,736	128,694	111,113	-14%
Eastern Mobile Center	6,053	179	2,077	191%	12,888	1,887	5,282	144%
Indian Springs	7,059	2,911	4,916	44%	31,164	26,888	30,544	2%
Kens NC	24,343	30,312	30,528	-20%	190,765	233,672	219,663	-13%
Kens Farm	27,963	28,586	32,443	-14%	154,989	168,274	135,412	14%
Western Mobile Center	352	512	288	22%	5,888	2,431	3,424	72%
Hudson Mills	3,573	3,672	3,582	0%	24,717	21,219	21,916	13%
Oakwoods	15,151	14,299	15,166	0%	85,592	85,743	90,464	-5%
Lake Erie	16,263	17,764	17,761	-8%	96,904	115,290	109,431	-11%
Southern Mobile Center	3,579	649	1,409	154%	11,579	3,320	5,603	107%
Totals	151,367	153,872	156,969	-4%	836,935	941,184	863,123	-3%

PARK	Monthly Revenue				YTD Revenue			
	Current	Previous	Prev 3 Yr Avg	Change from Average	Current	Previous	Prev 3 Yr Avg	Change from Average
Lake St Clair	\$ 2,664	\$ 1,200	\$ 1,308	104%	\$ 16,432	\$ 2,916	\$ 9,330	76%
Wolcott Mill	\$ -	\$ 20	\$ 173	-	\$ -	\$ 3,464	\$ 2,755	-
Wolcott Farm	\$ 2,127	\$ 1,249	\$ 985	116%	\$ 13,984	\$ 4,373	\$ 20,650	-32%
Wagon Rides	\$ -	\$ -	\$ -	-	\$ -	\$ -	\$ -	-
Livestock/Produce	\$ 2,941	\$ 3,569	\$ 2,886	2%	\$ 21,277	\$ 25,261	\$ 25,836	-18%
<b>FARM TOTAL</b>	<b>\$ 5,068</b>	<b>\$ 4,818</b>	<b>\$ 3,871</b>	<b>31%</b>	<b>\$ 35,261</b>	<b>\$ 29,634</b>	<b>\$ 46,485</b>	<b>-24%</b>
Stony Creek	\$ 1,588	\$ 715	\$ 751	111%	\$ 14,305	\$ 3,465	\$ 7,050	103%
Eastern Mobile Center	\$ 88	\$ 1,075	\$ 633	-86%	\$ 2,088	\$ 1,075	\$ 4,184	-50%
Indian Springs	\$ 835	\$ 407	\$ 357	134%	\$ 8,779	\$ 3,588	\$ 8,466	4%
Kens NC	\$ 1,234	\$ 2,185	\$ 1,801	-31%	\$ 14,125	\$ 7,093	\$ 11,648	21%
Kens Farm	\$ 4,337	\$ 4,417	\$ 3,202	35%	\$ 47,848	\$ 25,090	\$ 27,414	75%
Wagon Rides	\$ 1,614	\$ 1,743	\$ 929	74%	\$ 7,942	\$ 2,096	\$ 5,076	56%
Livestock/Produce	\$ 1,470	\$ 940	\$ 569	158%	\$ 3,376	\$ 940	\$ 1,597	111%
<b>FARM TOTAL</b>	<b>\$ 7,421</b>	<b>\$ 7,100</b>	<b>\$ 4,700</b>	<b>58%</b>	<b>\$ 59,166</b>	<b>\$ 28,126</b>	<b>\$ 34,088</b>	<b>74%</b>
Western Mobile Center	\$ 1,288	\$ 1,824	\$ 1,183	9%	\$ 6,610	\$ 1,824	\$ 6,843	-3%
Hudson Mills	\$ 280	\$ 235	\$ 229	22%	\$ 13,358	\$ 7,200	\$ 6,321	111%
Oakwoods	\$ 277	\$ 422	\$ 442	-37%	\$ 1,975	\$ 2,884	\$ 6,623	-70%
Lake Erie	\$ 743	\$ 467	\$ 458	62%	\$ 5,384	\$ 2,343	\$ 3,402	58%
Southern Mobile Center	\$ 638	\$ -	\$ 392	63%	\$ 7,180	\$ -	\$ 4,873	47%
Totals	\$ 22,123	\$ 20,468	\$ 16,297	36%	\$ 184,661	\$ 93,613	\$ 152,068	21%

BREAKDOWN OF ATTENDANCE	ON-SITE Programs and Attendance				OFF-SITE Programs and Attendance			
	CURRENT YEAR		PREVIOUS YEAR		CURRENT YEAR		PREVIOUS YEAR	
	Programs	Attendance	Programs	Attendance	Programs	Attendance	Programs	Attendance
Lake St Clair	18	334	31	594	2	2,050	-	-
Wolcott Mill	1	30	-	-	-	-	-	-
Wolcott Farm	18	528	13	150	1	32	-	-
Stony Creek	42	602	15	149	-	-	-	-
Eastern Mobile Center					16	6,053	9	179
Indian Springs	10	234	11	161	-	-	1	22
Kens NC	26	532	12	222	4	84	-	-
Kens Farm	108	801	96	1,037	-	-	-	-
Western Mobile Center					12	352	21	512
Hudson Mills	4	54	9	131	1	19	2	41
Oakwoods	16	181	8	129	3	45	10	452
Lake Erie	21	190	11	128	6	301	1	31
Southern Mobile Center					54	3,579	16	649
<b>Totals</b>	<b>264</b>	<b>3,486</b>	<b>206</b>	<b>2,701</b>	<b>99</b>	<b>12,515</b>	<b>60</b>	<b>1,886</b>

BREAKDOWN OF ATTENDANCE	OTHER VISITORS (Non-programs)	
	Current	Previous
Lake St Clair	21,319	17,492
Wolcott Mill	1,058	5,022
Wolcott Farm	4,578	5,081
Stony Creek	16,500	26,500
Indian Springs	6,825	2,728
Kens NC	23,727	30,090
Kens Farm	27,162	27,549
Hudson Mills	3,500	3,500
Oakwoods	14,925	13,718
Lake Erie	15,772	17,605
<b>Totals</b>	<b>135,366</b>	<b>149,285</b>

"ON-SITE" - Statistics includes both programs offered to the public and programs offered to school and scout groups.

"OFF-SITE" - Statistics includes outreach programs at schools, special events such as local fairs, or outdoor related trade shows.

"OTHER VISITORS" - Represents patrons to interpretive centers who visit to view exhibits, walk trails, and generally just enjoy the outdoors.