

Agenda

Huron-Clinton Metropolitan Authority

Board of Commission Meeting

June 8, 2023 – 12:30 p.m.

Oakwoods Nature Center and via Zoom (for the public)

<https://us02web.zoom.us/j/85739678043?pwd=Vk4vcVoydjFabE9WWW5DcEJVam5BUT09>

Meeting ID: 857 3967 8043 / Passcode: 635122

Dial by your location: +1 646-931-3860 (US) / +1 301-715-8592 (Washington, D.C)

1. Call to Order
2. Chairman's Statement
3. Public Participation
4. Approval – May 11, 2023 Closed Session and Regular Meeting Minutes
5. Approval – June 8, 2023 Full Agenda

Consent Agenda

6. Approval – June 8, 2023 Consent Agenda

- A. Approval – May Financial Statements **pg. 11**
- B. Approval – May Appropriation Adjustments **pg. 70**
- C. Report – Major Maintenance **pg. 72**
- D. Report – Capital Project Fund **pg. 74**
- E. Purchases
 1. Report - Purchases over \$10,000 **pg. 76**
 2. Report - Total Spend and Vendor Location **pg. 77**
 3. Approval - Transfer of Funds for Lake Erie Green Infrastructure Project **pg. 79**
 4. Approval - Cooperative Purchase of a Gator Work Vehicle **pg. 80**
 5. Approval - Carryall Utility Carts **pg. 81**
 6. Approval - Gas Golf Carts **pg. 82**
 7. Approval - Stony Creek Golf Course Drainage Work **pg. 83**

Regular Agenda

7. **Closed Session** – to consider material exempt from discussion or disclosure by state or federal statute, pursuant to section 8(h) of the Open Meetings Act.
8. **Closed Session** - for the purpose of discussing negotiation strategy in connection with the negotiation of a collective bargaining agreement, pursuant to section 8(c) of the Open Meetings Act.

9. Reports

A. Financial Department

1. Report - Monthly Financial Report **pg. 84**
2. Approval - 2023/24 Tax Levy Report **pg. 97**

B. Department Updates

1. Report – Natural Resources Update **pg. 100**
2. Report – Marketing Update **pg. 107**
3. Report – Planning and Development Update **pg. 111**
4. Report – Interpretive Services Update **pg. 132**
5. Report – DEI Update **pg. 140**

C. Planning and Development

1. Report – Identification of Opportunities for Stormwater Management in Wayne County **pg. 147**

D. Engineering Services

1. Approval - Electrical Retrofit for EV carts and Generator **pg. 150**
2. Approval - Washington Township Watermain Easement **pg. 152**
3. Approval - Stony Creek Reflection Trail **pg. 160**

10. Public Participation

11. Election of Board Officers **pg. 213**

12. Other Business

13. Leadership Update

14. Commissioner Comments

15. Motion to Adjourn

The next regular Metroparks Board meeting will take place
Thursday, July 13, 2023 – 12:30 p.m.
Hudson Mills Metropark

Agenda
Huron-Clinton Metropolitan Authority
Board of Commission Meeting
May 11, 2023

A regular meeting of the Huron-Clinton Metropolitan Authority's Board of Commissioners was held on Thursday, May 11, 2023 at the Indian Springs Metropark Environmental Discovery Center.

Commissioners Present:

Jaye Quadrozzi
Bernard Parker
William Bolin
Stephen Pontoni
Robert W. Marans
John Paul Rea

Staff Officers Present:

Director
Deputy Director
Chief of Finance

Amy McMillan
Michael Lyons
Shedreka Miller

Absent:

Commissioner

Tiffany Taylor

Others:

Miller, Canfield, Paddock & Stone

Steve Mann

1. Call to Order

Commissioner Quadrozzi called the meeting to order at 12:40pm.

2. Chairman's Statement

None.

3. Public Participation

None.

4. Approval – April 13, 2023 Closed Session and Regular Meeting Minutes

Motion by Commissioner Marans, support from Commissioner Parker that the Board of Commissioners approve the closed session and regular meeting minutes as submitted.

Motion carried unanimously.

5. Approval – May 11, 2023 Full Agenda

Motion by Commissioner Rea to amend the full agenda to add a closed session as section 7-A-3 of the agenda for the purpose of discussing material exempt from discussion or disclosure by state of federal statute, support from Commissioner Bolin.

Motion carried unanimously.

6. Approval – May 11, 2023 Consent Agenda

Motion by Commissioner Bolin, support from Commissioner Rea that the Board of Commissioners approve the consent agenda as submitted.

Motion carried unanimously.

Regular Agenda

7. Reports

A. Administrative Department

1. Approval - Metroparks Public Relations and Strategic Relationship Building

Discussion: Chief of Marketing & Communications, Danielle Mauter presented Moments Strategies has been selected to represent HCMA. Moments Strategies will execute work to elevate the HCMA brand. Alexis Wiley stated Moments Strategies goal is to lean into the strategic plan, build partnerships and tell the great story of HCMA.

Commissioner Rea stated he is thrilled to have the opportunity for partnership and thanked Danielle & Alexis.

Motion by Commissioner Parker, support from Commissioner Rea that the Board of Commissioners approve the Metroparks Public Relations and Strategic Relationship as submitted.

Motion carried unanimously.

2. Approval – COAM Contract Agreement

Discussion: Director McMillan acknowledged the professional and collaborative spirit that was exercised to move smoothly forward to an agreement.

Chief of Humans Resources, Randy Rossman stated the contract has been ratified and pension documents to increase contributions.

Commissioner Parker asked is there a cost involved that increased budget. Director McMillan stated yes, each two year and four years.

Motion by Commissioner Rea, support from Commissioner Marans that the Board of Commissioners approve the COAM Contract Agreement as submitted.

Motion carried unanimously.

- 3. Closed Session** - to consider material exempt from discussion or disclosure by state or federal statute, pursuant to section 8(h) of the Open Meetings Act.

Motion by Commissioner Rea to convene in closed session for the purpose of discussing material exempt from discussion or disclosure by state of federal statute, supported by Commissioner Bolin.

Roll Call: Quadrozzi yes, Parker yes, Bolin yes, Pontoni yes, Marans yes, Rea yes.

Motion carried unanimously.

B. Financial Department

1. Report – Monthly Financial Report

Chief of Finance, Shedreka Miller updated the Board of Commissioners on the monthly financial report.

Discussion: Commission Parker are why was tolling so high in April. Commissioner Quadrozzi stated April had unusually nice weather for one week which caused increase in attendance.

Commissioner Marans asked about annual passes. Shedreka Miller responded annual passes was up for the month of April but lower to date.

Motion by Commissioner Rea, support from Commissioner Marans that the Board of Commissioners receive and file the Monthly Financial Review as submitted by Chief of Finance, Shedreka Miller, and staff.

Motion carried unanimously.

2. Approval - 2022 Pension Valuation, GASB 67/68, 2023 Contribution

Discussion: Chief of Finance, Shedreka Miller asked the Board of Commissioners to approve the 2022 Pension Valuation, GASB 67/68, 2023 Contribution.

Motion by Commissioner Rea, support from Commissioner Bolin that the Board of Commissioners approve the 2022 Pension Valuation, GASB 67/68, 2023 Contribution as submitted by Chief of Finance, Shedreka Miller, and staff.

Motion carried unanimously.

3. Approval - 2022 Retiree Health Care Trust Valuation, GASB 74/75, 2023 Contribution

Discussion: Chief of Finance, Shedreka Miller asked the Board of Commissioners to approve 2022 Retiree Health Care Trust Valuation, GASB 74/75, 2023 Contribution.

Motion by Commissioner Marans, support from Commissioner Rea that the Board of Commissioners approve the 2022 Retiree Health Care Trust Valuation, GASB 74/75, 2023 Contribution as submitted by Chief of Finance, Shedreka Miller, and staff.

Motion carried unanimously.

C. Department Updates

1. Report – Natural Resources Update

Discussion: Chief of Natural Resources, Tyler Mitchell provided an update on the Natural Resources Department.

Motion by Commissioner Rea, support from Commissioner Marans that the Board of Commissioners receive and file the May Natural Resources Update.

Motion carried unanimously.

2. Report – Marketing Update

Discussion: Chief of Marketing & Communications, Danielle Mauter provided an update on the Marketing Department.

Commissioner Rea congratulated the team on the MetroBarks event and Danielle of the mParks recognition.

Commissioner Parker asked if anything different is this upcoming campaign to previous years. Danielle Mauter stated yes, that in past years the focus was on general branding, this year will

emphasize on new events and programs to bring greater recognition.

Commissioner Parker asked will we see campaigns specific to urban areas. Danielle Mauter responded yes; we are going to focus on specific areas.

Commissioner Marans asked since next year will be HCMA's 85th anniversary, is there any possibility to publicize this. Danielle responded yes, her team will review and determine best approach.

Motion by Commissioner Rea, support from Commissioner Parker that the Board of Commissioners receive and file the May Marketing Update.

Motion carried unanimously.

3. Report – Planning and Development Update

Discussion: Interim Chief of Planning & Development, Janet Briles, provided an update on Planning & Development.

Motion by Commissioner Rea, support from Commissioner Pontoni that the Board of Commissioners receive and file the Planning and Development Update.

Motion carried unanimously.

4. Report – Interpretive Services Update

Discussion: Chief of Interpretive Services, Jennifer Jaworski provided an update on Interpretive Services.

Motion by Commissioner Pontoni, support from Commissioner Rea that the Board of Commissioners receive and file the May Interpretive Services Update.

Motion carried unanimously.

5. Report – DEI Update

Discussion: Chief of Diversity, Equity & Inclusion, Artina Carter provided an update on DEI.

Motion by Commissioner Rea, support from Commissioner Pontoni that the Board of Commissioners receive and file the May DEI Update.

Motion carried unanimously.

D. Planning and Development

1. Approval - Charging and Fuel Infrastructure Grant application resolution

Discussion: Interim Chief of Planning & Development, Janet Briles, provided a review of the Charging and Fuel Infrastructure Grant application resolution and the project goals.

Commissioner Quadrozzi asked what the timeline of the project is. Janet Briles responded the funds must be used by September 30, 2025.

Commissioner Parker asked are we applying to do more with the grant. Janet Briles responded the grant can only be used for station installation.

Motion by Commissioner Rea, support from Commissioner Pontoni that the Board of Commissioners approve the Charging and Fuel Infrastructure Grant application resolution.

Motion carried unanimously.

E. Engineering Services

1. Approval - Golf Course Pumphouse and Irrigation Replacement

Discussion: Chief of Engineering Services, Mike Henkel provided a review of the Golf Course Pumphouse and Irrigation Replacement and the project goals.

Motion by Commissioner Pontoni, support from Commissioner Rea that the Board of Commissioners approve the Golf Course Pumphouse and Irrigation Replacement.

Motion carried unanimously.

2. Approval – Iron Belle Trail Extension

Discussion: Chief of Engineering Services, Mike Henkel provided a review of the Iron Belle Trail Extension and the project goals.

Motion by Commissioner Bolin, support from Commissioner Pontoni that the Board of Commissioners approve the Iron Belle Trail Extension.

Motion carried unanimously.

F. Natural Resources

1. Approval – Big Bend Restoration

Discussion: Chief of Natural Resources, Tyler Mitchell provided a review of the Big Bend Restoration and the project goals.

Motion by Commissioner Rea, support from Commissioner Marans that the Board of Commissioners approve the Big Bend Restoration.

Motion carried unanimously.

2. Approval – Hydraulic Lift Repair

Discussion: Chief of Natural Resources, Tyler Mitchell provided a review of the Hydraulic Lift Repair and the project goals.

Motion by Commissioner Pontoni, support from Commissioner Rea that the Board of Commissioners approve the Hydraulic Lift Repair.

Motion carried unanimously.

3. Approval – Eastern Prairie Fringed Orchid Management Plan

Discussion: Chief of Natural Resources, Tyler Mitchell provided a review of the Eastern Prairie Fringed Orchid Management Plan and the project goals.

Motion by Commissioner Pontoni, support from Commissioner Rea that the Board of Commissioners approve the Eastern Prairie Fringed Orchid Management Plan.

Motion carried unanimously.

8. Leadership Update

Director McMillan reminded the room about the Juneteenth celebration on June 17 at Nankin Mills.

Director McMillan also recognized the program team that worked on MetroBarks. She commented on the great execution and thanked the entire group.

9. Other Business

None.

10. Public Participation

None.

11. Commissioner Comments


Commissioner Marans reminded the room that the Police Department is providing a drone presentation outside after the meeting.

12. Motion to Adjourn

Motion by Commissioner Quadrozzi, support from Commissioner Rea, that the Board of Commissioners adjourn the regular meeting.

The meeting adjourned at 1:58pm.

Respectfully submitted,



Micaela Vasquez
Recording Secretary

PROPOSED

HURON-CLINTON METROPOLITAN AUTHORITY
General Fund
Changes in Fund Balance

	Original 2023 Budget	Amended 2023 Budget	5/31/2023	Prior Year 05/31/2022	Difference	% Change	2023 Remaining Balance
Revenues							
Property taxes	\$ 36,508,782	\$ 36,739,225	\$ 36,739,225	\$ 34,822,555	\$ 1,916,671	5.50%	\$ -
Park operations	23,363,725	23,363,725	8,350,403	7,968,898	381,505	4.79%	15,013,322
Administrative Office operations	153,885	153,885	28,845	19,649	9,196	46.80%	125,040
Grants	45,000	60,660	15,199	108,370	(93,171)	-85.97%	45,461
State Sources	639,000	639,000	24	-	24	0.00%	638,976
Donations	6,610	6,610	35,232	66,913	(31,681)	-47.35%	(28,622)
Foundation Support	45,250	45,250	9,728	7,437	2,292	30.82%	35,522
Interest	100,000	100,000	127,768	(51,715)	179,483	-347.06%	(27,768)
Sale of capital assets	125,000	125,000	-	-	-	0.00%	125,000
Transfer In	-	66,359	66,359	191	66,168	34631.90%	-
Total revenues	60,987,252	61,299,714	45,372,783	42,942,297	2,430,486	5.66%	\$ 15,926,932
Expenditures							
Capital	1,176,500	4,350,516	741,362	399,395	341,967	85.62%	3,609,154
Major maintenance	4,248,952	5,103,849	993,349	237,907	755,441	317.54%	4,110,500
Park operations	39,944,452	39,910,527	13,049,002	12,509,317	539,685	4.31%	26,861,525
Administrative office	17,200,107	17,828,304	8,168,349	3,983,433	4,184,916	105.06%	9,659,956
Transfer Out	5,764,288	5,825,813	5,825,813	7,209,408	(1,383,595)	-19.19%	-
Total expenditures	68,334,299	73,019,009	28,777,874	24,339,460	4,438,414	18.24%	44,241,136
Net changes in fund balance	\$ (7,347,047)	\$ (11,719,295)	\$ 16,594,909	\$ 18,602,837	\$ (2,007,928)	-10.79%	
Fund balance, beginning of year	48,684,569	48,684,569					
Fund balance, end of year	\$ 41,337,522	\$ 36,965,274	65,279,478		\$ (4,372,248)	-10.58%	

General Fund Balance Sheet

Through 05/31/23
Summary Listing

Classification	Current YTD Balance	Prior Year YTD Total	Net Change	Change %
Fund Category Governmental Funds				
Fund Type General Fund				
Fund 10 - General Fund				
ASSETS				
<i>ASSETS</i>				
<i>CASH</i>				
Comerica Bank/Park Acct (LSC)	120,646.53	108,069.68	12,576.85	11.64
PNC Bank (KMP)	100,869.37	282,012.68	(181,143.31)	(64.23)
PNC Bank (W/LH)	40,513.13	75,246.56	(34,733.43)	(46.16)
PNC Bank (HM/IS)	34,181.52	113,104.66	(78,923.14)	(69.78)
Huntington Banks Of Mich (SC)	36,519.67	189,698.79	(153,179.12)	(80.75)
Comerica Bank/Park Acct (LE)	37,960.84	58,053.55	(20,092.71)	(34.61)
Comerica Bank/Operating	13,843,802.88	9,870,029.54	3,973,773.34	40.26
Petty Cash	3,250.00	3,250.00	.00	.00
Change Funds	68,950.00	67,950.00	1,000.00	1.47
Comerica Flexible Spending Account	26,188.67	26,845.65	(656.98)	(2.45)
<i>CASH Totals</i>	<u>\$14,312,882.61</u>	<u>\$10,794,261.11</u>	<u>\$3,518,621.50</u>	<u>32.60%</u>
<i>INVESTMENTS</i>				
Money Market	3,025,195.45	.00	3,025,195.45	+++
Bank of Ann Arbor/CD	3,002,450.25	1,000,101.38	2,002,348.87	200.21
Flagstar Bank/C.D.	2,516,098.97	3,525,420.31	(1,009,321.34)	(28.63)
Michigan First Credit Union/C.D.	2,036,835.51	4,028,171.30	(1,991,335.79)	(49.44)
Public Service Credit Union	14,413.83	2,107,863.72	(2,093,449.89)	(99.32)
CIBC Bank/C.D.	977,885.45	2,981,381.51	(2,003,496.06)	(67.20)
1St Independ Natl Bk/C.D.	1,001,300.97	1,000,750.86	550.11	.05
Comerica Bank Govt Fund	7,354,253.12	7,145,003.27	209,249.85	2.93
Comerica-Business Money Market	2,313,466.37	1,293,442.25	1,020,024.12	78.86
Chelsea State Bank/CD	.00	1,001,253.82	(1,001,253.82)	(100.00)
Horizon Bank CD	4,400,000.00	500,174.52	3,899,825.48	779.69
Huron Valley Bank CD	3,511,226.46	3,504,265.55	6,960.91	.20
Liberty Bank CD	3,013,368.08	4,005,284.60	(991,916.52)	(24.77)
Horizon Bank Money Market	258,350.93	3,001,795.78	(2,743,444.85)	(91.39)
First Merchants Bank/CD	.00	500,000.00	(500,000.00)	(100.00)
U S TREASURY/AGENCIES	18,853,950.14	19,430,162.51	(576,212.37)	(2.97)
<i>INVESTMENTS Totals</i>	<u>\$52,278,795.53</u>	<u>\$55,025,071.38</u>	<u>(\$2,746,275.85)</u>	<u>(4.99%)</u>
<i>TAXES RECEIVABLE - COUNTIES</i>				
Livingston County	51,611.81	17,076.47	34,535.34	202.24
Macomb County	307,913.97	301,839.73	6,074.24	2.01

12/219

General Fund Balance Sheet

Through 05/31/23
Summary Listing

Classification	Current YTD Balance	Prior Year YTD Total	Net Change	Change %
Fund Category Governmental Funds				
Fund Type General Fund				
Fund 10 - General Fund				
ASSETS				
<i>ASSETS</i>				
<i>TAXES RECEIVABLE - COUNTIES</i>				
Oakland County	841,242.04	589,735.66	251,506.38	42.65
Washtenaw County	407,099.55	275,276.88	131,822.67	47.89
Wayne County	1,102,851.93	839,610.41	263,241.52	31.35
Next Year Tax Levy Recv All Counties	(.03)	(.03)	.00	.00
<i>TAXES RECEIVABLE - COUNTIES Totals</i>	<u>\$2,710,719.27</u>	<u>\$2,023,539.12</u>	<u>\$687,180.15</u>	<u>33.96%</u>
<i>OTHER ASSETS</i>				
Long Term Receivable	3,689,921.00	.00	3,689,921.00	+++
Accounts Receivable-Other	56,310.19	(3,359.50)	59,669.69	1,776.15
Due From Other Funds	272,348.96	563,904.82	(291,555.86)	(51.70)
Prepaid Expenditures	44,655.59	.02	44,655.57	223,277,850.00
Self Insurance Retention Deposit	868,952.81	519,279.93	349,672.88	67.34
Warehouse Control	330,407.03	283,728.16	46,678.87	16.45
<i>OTHER ASSETS Totals</i>	<u>\$5,262,595.58</u>	<u>\$1,363,553.43</u>	<u>\$3,899,042.15</u>	<u>285.95%</u>
<i>ASSETS Totals</i>	<u>\$74,564,992.99</u>	<u>\$69,206,425.04</u>	<u>\$5,358,567.95</u>	<u>7.74%</u>
ASSETS TOTALS	<u>\$74,564,992.99</u>	<u>\$69,206,425.04</u>	<u>\$5,358,567.95</u>	<u>7.74%</u>
LIABILITIES AND FUND EQUITY				
LIABILITIES				
<i>LIABILITIES</i>				
<i>CURRENT LIABILITIES</i>				
Deferred Operating Revenue	122,604.67	121,824.68	779.99	.64
Current Liabilities	10,474.08	5,090.86	5,383.22	105.74
Vouchers Payable	437,367.69	410,595.35	26,772.34	6.52
Deposits Payable	40,550.00	27,850.00	12,700.00	45.60
Acc Payroll/Benefits Pay	1,080,657.14	937,826.63	142,830.51	15.23
Due To	417,254.40	39,913.73	377,340.67	945.39
Federal Withhold Tax Pay	2.66	2.66	.00	.00
Union Dues Payable	619.00	2,691.09	(2,072.09)	(77.00)
Deferred Compensation Payable	(33.44)	(33.44)	.00	.00
HMCP Foundation	(1,650.00)	.00	(1,650.00)	+++
State Sales Tax Payable	16,021.00	12,689.92	3,331.08	26.25
Deferred Revenue	3,958,395.75	377,382.35	3,581,013.40	948.91
Flexible Spending Account-Dep Care W/H	5,094.33	4,800.85	293.48	6.11

General Fund Balance Sheet

Through 05/31/23
Summary Listing

Classification	Current YTD Balance	Prior Year YTD Total	Net Change	Change %
Fund Category Governmental Funds				
Fund Type General Fund				
Fund 10 - General Fund				
LIABILITIES AND FUND EQUITY				
LIABILITIES				
<i>LIABILITIES</i>				
<i>CURRENT LIABILITIES</i>				
Flexible Spending Account-Health W/H	545.07	1,495.53	(950.46)	(63.55)
Emp DC Pension Contribution Payable	14.10	14.10	.00	.00
Voluntary Dependent Life	5,485.80	2,769.20	2,716.60	98.10
<i>CURRENT LIABILITIES Totals</i>	<u>\$6,093,402.25</u>	<u>\$1,944,913.51</u>	<u>\$4,148,488.74</u>	<u>213.30%</u>
<i>LIABILITIES Totals</i>	<u>\$6,093,402.25</u>	<u>\$1,944,913.51</u>	<u>\$4,148,488.74</u>	<u>213.30%</u>
LIABILITIES TOTALS	<u>\$6,093,402.25</u>	<u>\$1,944,913.51</u>	<u>\$4,148,488.74</u>	<u>213.30%</u>
FUND EQUITY				
<i>FUND BALANCE</i>				
<i>NONSPENDABLE FUND BALANCE</i>				
Inventory	303,873.00	287,199.46	16,673.54	5.81
Prepaid	324,229.09	363,076.92	(38,847.83)	(10.70)
<i>NONSPENDABLE FUND BALANCE Totals</i>	<u>\$628,102.09</u>	<u>\$650,276.38</u>	<u>(\$22,174.29)</u>	<u>(3.41%)</u>
<i>RESTRICTED FUND BALANCE</i>				
Lake St. Clair Marina Grant Reserve	529,272.61	468,668.45	60,604.16	12.93
Hudson Mills Canoe Livery Reserve	40,458.97	34,457.92	6,001.05	17.42
<i>RESTRICTED FUND BALANCE Totals</i>	<u>\$569,731.58</u>	<u>\$503,126.37</u>	<u>\$66,605.21</u>	<u>13.24%</u>
<i>ASSIGNED FUND BALANCE</i>				
Compensated Balances	3,175,385.20	3,603,139.24	(427,754.04)	(11.87)
Planned Use of Fund Balance	12,447,000.00	10,628,000.00	1,819,000.00	17.12
<i>ASSIGNED FUND BALANCE Totals</i>	<u>\$15,622,385.20</u>	<u>\$14,231,139.24</u>	<u>\$1,391,245.96</u>	<u>9.78%</u>
<i>COMMITTED FUND BALANCE</i>				
Land	4,686,129.25	4,686,129.25	.00	.00
Encumbrances	4,294,334.00	1,189,865.00	3,104,469.00	260.91
Reserve For Restricted Funds	667,718.50	735,395.50	(67,677.00)	(9.20)
<i>COMMITTED FUND BALANCE Totals</i>	<u>\$9,648,181.75</u>	<u>\$6,611,389.75</u>	<u>\$3,036,792.00</u>	<u>45.93%</u>
<i>UNASSIGNED FUND BALANCE</i>				
Reserve Future Contingen.	22,190,273.84	26,662,742.72	(4,472,468.88)	(16.77)
<i>UNASSIGNED FUND BALANCE Totals</i>	<u>\$22,190,273.84</u>	<u>\$26,662,742.72</u>	<u>(\$4,472,468.88)</u>	<u>(16.77%)</u>
<i>FUND BALANCE Totals</i>	<u>\$48,658,674.46</u>	<u>\$48,658,674.46</u>	<u>\$0.00</u>	<u>0.00%</u>
FUND EQUITY TOTALS Prior to Current Year Changes	<u>\$48,658,674.46</u>	<u>\$48,658,674.46</u>	<u>\$0.00</u>	<u>0.00%</u>

General Fund Balance Sheet

Through 05/31/23
Summary Listing

Classification	Current YTD Balance	Prior Year YTD Total	Net Change	Change %
Fund Category Governmental Funds				
Fund Type General Fund				
Prior Year Fund Equity Adjustment	(3,218,007.47)			
Fund Revenues	(45,372,782.57)			
Fund Expenses	28,777,873.76			
FUND EQUITY TOTALS	\$68,471,590.74	\$48,658,674.46	\$19,812,916.28	40.72%
LIABILITIES AND FUND EQUITY	\$74,564,992.99	\$50,603,587.97	\$23,961,405.02	47.35%
Fund 10 - General Fund Totals	\$0.00	\$18,602,837.07	(\$18,602,837.07)	(100.00%)
Fund Type General Fund Totals	\$0.00	\$18,602,837.07	(\$18,602,837.07)	(100.00%)
Fund Category Governmental Funds Totals	\$0.00	\$18,602,837.07	(\$18,602,837.07)	(100.00%)
Grand Totals	\$0.00	\$18,602,837.07	(\$18,602,837.07)	(100.00%)

General Fund Revenue Budget Performance

Fiscal Year to Date 05/31/23

Include Rollup Account and Rollup to Account

Account	Account Description	Amended Budget	Current Month Transactions	YTD Encumbrances	YTD Transactions	Budget - YTD Transactions	% Rec'd	Prior Year YTD
Fund 10 - General Fund								
Function 2 - Transfer								
REVENUE								
<i>Revenue</i>								
6000	Transfer In - Capital Project Fund							
6000.80	Transfer In - Capital Project Fund	66,358.77	.00	.00	66,358.77	.00	100	191.06
	6000 - Transfer In - Capital Project Fund Totals	\$66,358.77	\$0.00	\$0.00	\$66,358.77	\$0.00	100%	\$191.06
	<i>Revenue Totals</i>	<i>\$66,358.77</i>	<i>\$0.00</i>	<i>\$0.00</i>	<i>\$66,358.77</i>	<i>\$0.00</i>	<i>100%</i>	<i>\$191.06</i>
	REVENUE TOTALS	\$66,358.77	\$0.00	\$0.00	\$66,358.77	\$0.00	100%	\$191.06
	Function 2 - Transfer Totals	\$66,358.77	\$0.00	\$0.00	\$66,358.77	\$0.00	100%	\$191.06
Function 8 - Operations								
REVENUE								
<i>Revenue</i>								
4300	Revenue-Self Operated	22,870,414.00	3,916,467.32	.00	8,271,384.74	14,599,029.26	36	7,905,840.00
4301	Revenue-Concessionaire	139,461.00	3,260.48	.00	7,130.22	132,330.78	5	1,937.00
4302	Non-taxable Food/Sundry sales	429,070.00	65,881.70	.00	105,046.84	324,023.16	24	87,483.93
4399	Contra Revenue	(75,220.00)	(18,328.00)	.00	(33,159.00)	(42,061.00)	44	(26,363.00)
4450	Donations	6,610.00	15,630.04	.00	35,113.56	(28,503.56)	531	66,802.78
4460	Foundation Support	45,250.00	6,318.59	.00	9,728.40	35,521.60	21	6,845.02
	<i>Revenue Totals</i>	<i>\$23,415,585.00</i>	<i>\$3,989,230.13</i>	<i>\$0.00</i>	<i>\$8,395,244.76</i>	<i>\$15,020,340.24</i>	<i>36%</i>	<i>\$8,042,545.73</i>
	REVENUE TOTALS	\$23,415,585.00	\$3,989,230.13	\$0.00	\$8,395,244.76	\$15,020,340.24	36%	\$8,042,545.73
	Function 8 - Operations Totals	\$23,415,585.00	\$3,989,230.13	\$0.00	\$8,395,244.76	\$15,020,340.24	36%	\$8,042,545.73
Function 9 - Administration								
REVENUE								
<i>Revenue</i>								
4200	Property Tax-Current	36,643,446.03	(1,133.65)	.00	36,643,446.03	.00	100	34,797,162.64
4210	Property Tax Prior	95,779.40	7,234.60	.00	95,779.40	.00	100	25,392.13
4300	Revenue-Self Operated	153,885.00	7,935.00	.00	28,844.55	125,040.45	19	19,648.73
4400	Grant Revenue	60,660.00	3,000.00	.00	15,199.00	45,461.00	25	108,370.00
4410	State Sources	639,000.00	24.09	.00	24.09	638,975.91	0	.00
4450	Donations	.00	111.00	.00	118.00	(118.00)	+++	110.00
4460	Foundation Support	.00	.00	.00	.00	.00	+++	591.58
4500	Interest Income	100,000.00	33,166.16	.00	127,767.97	(27,767.97)	128	(51,715.06)
5000	Sale of Capital Assets	125,000.00	.00	.00	.00	125,000.00	0	.00
	<i>Revenue Totals</i>	<i>\$37,817,770.43</i>	<i>\$50,337.20</i>	<i>\$0.00</i>	<i>\$36,911,179.04</i>	<i>\$906,591.39</i>	<i>98%</i>	<i>\$34,899,560.02</i>
	REVENUE TOTALS	\$37,817,770.43	\$50,337.20	\$0.00	\$36,911,179.04	\$906,591.39	98%	\$34,899,560.02

General Fund Revenue Budget Performance

Fiscal Year to Date 05/31/23
 Include Rollup Account and Rollup to Account

Account	Account Description	Amended Budget	Current Month Transactions	YTD Encumbrances	YTD Transactions	Budget - YTD Transactions	% Rec'd	Prior Year YTD
Fund 10 - General Fund								
	Function 9 - Administration Totals	\$37,817,770.43	\$50,337.20	\$0.00	\$36,911,179.04	\$906,591.39	98%	\$34,899,560.02
	Fund 10 - General Fund Totals	\$61,299,714.20	\$4,039,567.33	\$0.00	\$45,372,782.57	\$15,926,931.63		\$42,942,296.81
	Grand Totals	\$61,299,714.20	\$4,039,567.33	\$0.00	\$45,372,782.57	\$15,926,931.63		\$42,942,296.81

General Fund Revenue Budget by Organization

Through 05/31/23
Prior Fiscal Year Activity Included
Summary Listing

Organization	Amended Budget	Current Month Transactions	YTD Encumbrances	YTD Transactions	Budget - YTD Transactions	% Rec'd	Prior Year YTD
Fund 10 - General Fund							
REVENUE							
Function 2 - Transfer							
Location 100 - Administrative Office							
Activity 990 - General							
Category 70 - Other	66,358.77	.00	.00	66,358.77	.00	100	191.06
Activity 990 - General Totals	\$66,358.77	\$0.00	\$0.00	\$66,358.77	\$0.00	100%	\$191.06
Location 100 - Administrative Office	\$66,358.77	\$0.00	\$0.00	\$66,358.77	\$0.00	100%	\$191.06
Function 2 - Transfer Totals	\$66,358.77	\$0.00	\$0.00	\$66,358.77	\$0.00	100%	\$191.06
Function 8 - Operations							
Location 100 - Administrative Office							
Activity 380 - Outside Lease/Rent							
Category 10 - Site Operations	212,323.00	20,767.77	.00	134,038.33	78,284.67	63	97,500.57
Activity 380 - Outside Lease/Rent Totals	\$212,323.00	\$20,767.77	\$0.00	\$134,038.33	\$78,284.67	63%	\$97,500.57
Activity 590 - Tolling							
Category 10 - Site Operations	615,150.00	57,014.00	.00	246,882.00	368,268.00	40	270,299.00
Activity 590 - Tolling Totals	\$615,150.00	\$57,014.00	\$0.00	\$246,882.00	\$368,268.00	40%	\$270,299.00
Activity 990 - General							
Category 30 - Sundry	.00	.00	.00	.00	.00	+++	1.50
Activity 990 - General Totals	\$0.00	\$0.00	\$0.00	\$0.00	\$0.00	+++	\$1.50
Location 100 - Administrative Office	\$827,473.00	\$77,781.77	\$0.00	\$380,920.33	\$446,552.67	46%	\$367,801.07
Location 102 - Lake St. Clair							
Activity 531 - Pool							
Category 10 - Site Operations	240,000.00	19,600.50	.00	19,600.50	220,399.50	8	18,555.00
Category 20 - Food/Beverage	800.00	137.00	.00	369.24	430.76	46	66.00
Activity 531 - Pool Totals	\$240,800.00	\$19,737.50	\$0.00	\$19,969.74	\$220,830.26	8%	\$18,621.00
Activity 540 - Dockage/Boat Storage							
Category 10 - Site Operations	110,000.00	6,400.31	.00	63,728.07	46,271.93	58	57,274.42
Category 20 - Food/Beverage	3,500.00	286.50	.00	594.99	2,905.01	17	294.00
Category 30 - Sundry	300.00	23.58	.00	23.58	276.42	8	18.86
Activity 540 - Dockage/Boat Storage	\$113,800.00	\$6,710.39	\$0.00	\$64,346.64	\$49,453.36	57%	\$57,587.28
Activity 565 - Plaza Concession							
Category 10 - Site Operations	30,000.00	.00	.00	.00	30,000.00	0	.00
Activity 565 - Plaza Concession Totals	\$30,000.00	\$0.00	\$0.00	\$0.00	\$30,000.00	0%	\$0.00
Activity 590 - Tolling							
Category 10 - Site Operations	2,044,970.00	357,266.00	.00	769,259.00	1,275,711.00	38	825,422.00
Activity 590 - Tolling Totals	\$2,044,970.00	\$357,266.00	\$0.00	\$769,259.00	\$1,275,711.00	38%	\$825,422.00

General Fund Revenue Budget by Organization

Through 05/31/23
Prior Fiscal Year Activity Included
Summary Listing

Organization	Amended Budget	Current Month Transactions	YTD Encumbrances	YTD Transactions	Budget - YTD Transactions	% Rec'd	Prior Year YTD
Fund 10 - General Fund							
REVENUE							
Function 8 - Operations							
Location 102 - Lake St. Clair							
Activity 630 - Activity Center Rental							
Category 10 - Site Operations	42,500.00	3,100.00	.00	49,225.00	(6,725.00)	116	92,000.00
Activity 630 - Activity Center Rental	\$42,500.00	\$3,100.00	\$0.00	\$49,225.00	(\$6,725.00)	116%	\$92,000.00
Activity 640 - Shelter Reservations							
Category 10 - Site Operations	75,250.00	23,680.00	.00	72,818.00	2,432.00	97	68,090.00
Activity 640 - Shelter Reservations	\$75,250.00	\$23,680.00	\$0.00	\$72,818.00	\$2,432.00	97%	\$68,090.00
Activity 655 - Par 3/Foot Golf							
Category 10 - Site Operations	55,900.00	10,349.59	.00	12,009.59	43,890.41	21	9,718.00
Category 20 - Food/Beverage	850.00	1.88	.00	83.13	766.87	10	54.00
Category 30 - Sundry	900.00	274.80	.00	298.84	601.16	33	210.29
Activity 655 - Par 3/Foot Golf Totals	\$57,650.00	\$10,626.27	\$0.00	\$12,391.56	\$45,258.44	21%	\$9,982.29
Activity 660 - Disc/Adventure Golf							
Category 10 - Site Operations	43,000.00	5,165.79	.00	5,165.79	37,834.21	12	3,719.00
Activity 660 - Disc/Adventure Golf	\$43,000.00	\$5,165.79	\$0.00	\$5,165.79	\$37,834.21	12%	\$3,719.00
Activity 670 - Trackless Train							
Category 10 - Site Operations	1,000.00	.00	.00	.00	1,000.00	0	593.00
Activity 670 - Trackless Train Totals	\$1,000.00	\$0.00	\$0.00	\$0.00	\$1,000.00	0%	\$593.00
Activity 700 - Special Events							
Category 10 - Site Operations	52,000.00	1,755.00	.00	4,305.00	47,695.00	8	4,678.00
Activity 700 - Special Events Totals	\$52,000.00	\$1,755.00	\$0.00	\$4,305.00	\$47,695.00	8%	\$4,678.00
Activity 880 - Interpretive Center/Mill							
Category 10 - Site Operations	16,432.00	6,659.36	.00	20,153.84	(3,721.84)	123	9,804.31
Category 30 - Sundry	1,724.00	125.86	.00	378.36	1,345.64	22	241.63
Activity 880 - Interpretive Center/Mill	\$18,156.00	\$6,785.22	\$0.00	\$20,532.20	(\$2,376.20)	113%	\$10,045.94
Activity 990 - General							
Category 10 - Site Operations	3,000.00	79.61	.00	9,715.32	(6,715.32)	324	15,820.05
Category 20 - Food/Beverage	.00	.00	.00	44.63	(44.63)	+++	.00
Category 70 - Other	1,000.00	75.00	.00	270.46	729.54	27	240.00
Activity 990 - General Totals	\$4,000.00	\$154.61	\$0.00	\$10,030.41	(\$6,030.41)	251%	\$16,060.05
Activity 991 - Joint Government Maint							
Category 10 - Site Operations	179,135.00	179,134.85	.00	179,134.85	.15	100	151,301.85
Activity 991 - Joint Government Maint	\$179,135.00	\$179,134.85	\$0.00	\$179,134.85	\$0.15	100%	\$151,301.85
Location 102 - Lake St. Clair Totals	\$2,902,261.00	\$614,115.63	\$0.00	\$1,207,178.19	\$1,695,082.81	42%	\$1,258,100.41

General Fund Revenue Budget by Organization

Through 05/31/23
Prior Fiscal Year Activity Included
Summary Listing

Organization	Amended Budget	Current Month Transactions	YTD Encumbrances	YTD Transactions	Budget - YTD Transactions	% Rec'd	Prior Year YTD
Fund 10 - General Fund							
REVENUE							
Function 8 - Operations							
Location 104 - Kensington							
Activity 535 - Sprayzone							
Category 10 - Site Operations	270,850.00	24,580.00	.00	25,780.00	245,070.00	10	23,404.00
Category 20 - Food/Beverage	.00	.00	.00	257.09	(257.09)	+++	.00
Category 30 - Sundry	3,000.00	387.04	.00	387.04	2,612.96	13	534.63
Activity 535 - Sprayzone Totals	\$273,850.00	\$24,967.04	\$0.00	\$26,424.13	\$247,425.87	10%	\$23,938.63
Activity 538 - Beach							
Category 20 - Food/Beverage	148,000.00	12,560.08	.00	12,560.08	135,439.92	8	11,339.91
Activity 538 - Beach Totals	\$148,000.00	\$12,560.08	\$0.00	\$12,560.08	\$135,439.92	8%	\$11,339.91
Activity 540 - Dockage/Boat Storage							
Category 10 - Site Operations	75,000.00	1,133.34	.00	70,533.34	4,466.66	94	74,700.00
Activity 540 - Dockage/Boat Storage Totals	\$75,000.00	\$1,133.34	\$0.00	\$70,533.34	\$4,466.66	94%	\$74,700.00
Activity 550 - Boat Rental							
Category 10 - Site Operations	226,715.00	27,235.25	.00	27,235.25	199,479.75	12	24,185.50
Category 20 - Food/Beverage	14,000.00	3,444.00	.00	3,515.84	10,484.16	25	2,319.00
Category 30 - Sundry	1,000.00	132.11	.00	132.11	867.89	13	167.02
Activity 550 - Boat Rental Totals	\$241,715.00	\$30,811.36	\$0.00	\$30,883.20	\$210,831.80	13%	\$26,671.52
Activity 560 - Excursion Boat							
Category 10 - Site Operations	41,200.00	4,618.00	.00	4,618.00	36,582.00	11	3,248.00
Activity 560 - Excursion Boat Totals	\$41,200.00	\$4,618.00	\$0.00	\$4,618.00	\$36,582.00	11%	\$3,248.00
Activity 580 - Cross Country Skiing							
Category 10 - Site Operations	12,212.00	.00	.00	7,536.00	4,676.00	62	16,644.00
Category 20 - Food/Beverage	450.00	.00	.00	65.10	384.90	14	9.90
Category 30 - Sundry	.00	.00	.00	3.78	(3.78)	+++	.00
Activity 580 - Cross Country Skiing Totals	\$12,662.00	\$0.00	\$0.00	\$7,604.88	\$5,057.12	60%	\$16,653.90
Activity 590 - Tolling							
Category 10 - Site Operations	3,029,495.00	559,174.00	.00	1,328,658.00	1,700,837.00	44	1,343,375.00
Activity 590 - Tolling Totals	\$3,029,495.00	\$559,174.00	\$0.00	\$1,328,658.00	\$1,700,837.00	44%	\$1,343,375.00
Activity 615 - Group Camping							
Category 10 - Site Operations	8,000.00	440.00	.00	3,285.00	4,715.00	41	3,580.00
Category 30 - Sundry	300.00	50.00	.00	50.00	250.00	17	225.00
Activity 615 - Group Camping Totals	\$8,300.00	\$490.00	\$0.00	\$3,335.00	\$4,965.00	40%	\$3,805.00
Activity 635 - Mobile Stage							
Category 10 - Site Operations	3,000.00	1,200.00	.00	5,025.00	(2,025.00)	168	1,800.00
Activity 635 - Mobile Stage Totals	\$3,000.00	\$1,200.00	\$0.00	\$5,025.00	(\$2,025.00)	168%	\$1,800.00

General Fund Revenue Budget by Organization

Through 05/31/23
Prior Fiscal Year Activity Included
Summary Listing

Organization	Amended Budget	Current Month Transactions	YTD Encumbrances	YTD Transactions	Budget - YTD Transactions	% Rec'd	Prior Year YTD
Fund 10 - General Fund							
REVENUE							
Function 8 - Operations							
Location 104 - Kensington							
Activity 640 - Shelter Reservations							
Category 10 - Site Operations	103,500.00	20,687.50	.00	76,200.00	27,300.00	74	70,012.00
Activity 640 - Shelter Reservations	\$103,500.00	\$20,687.50	\$0.00	\$76,200.00	\$27,300.00	74%	\$70,012.00
Activity 650 - Golf Course							
Category 10 - Site Operations	1,007,000.00	185,208.01	.00	277,697.83	729,302.17	28	243,466.46
Category 20 - Food/Beverage	210,000.00	38,726.29	.00	59,146.55	150,853.45	28	50,442.45
Category 30 - Sundry	30,000.00	16,415.53	.00	21,730.43	8,269.57	72	8,461.21
Activity 650 - Golf Course Totals	\$1,247,000.00	\$240,349.83	\$0.00	\$358,574.81	\$888,425.19	29%	\$302,370.12
Activity 660 - Disc/Adventure Golf							
Category 10 - Site Operations	93,720.00	11,726.00	.00	32,284.00	61,436.00	34	33,397.00
Category 20 - Food/Beverage	1,000.00	.00	.00	.00	1,000.00	0	.00
Category 30 - Sundry	10,000.00	266.85	.00	461.90	9,538.10	5	276.52
Activity 660 - Disc/Adventure Golf	\$104,720.00	\$11,992.85	\$0.00	\$32,745.90	\$71,974.10	31%	\$33,673.52
Activity 700 - Special Events							
Category 10 - Site Operations	15,300.00	2,190.00	.00	5,590.00	9,710.00	37	7,432.91
Category 20 - Food/Beverage	1,000.00	2,885.48	.00	2,885.48	(1,885.48)	289	.00
Category 30 - Sundry	1,300.00	.00	.00	.00	1,300.00	0	.00
Activity 700 - Special Events Totals	\$17,600.00	\$5,075.48	\$0.00	\$8,475.48	\$9,124.52	48%	\$7,432.91
Activity 880 - Interpretive Center/Mill							
Category 10 - Site Operations	17,870.00	1,178.00	.00	22,250.11	(4,380.11)	125	6,546.61
Category 20 - Food/Beverage	.00	.00	.00	.00	.00	+++	140.00
Category 30 - Sundry	6,000.00	2,678.73	.00	4,276.28	1,723.72	71	2,670.65
Activity 880 - Interpretive Center/Mill	\$23,870.00	\$3,856.73	\$0.00	\$26,526.39	(\$2,656.39)	111%	\$9,357.26
Activity 881 - Farm Learning Center							
Category 10 - Site Operations	92,240.00	7,131.00	.00	33,328.17	58,911.83	36	37,729.76
Category 20 - Food/Beverage	98,600.00	14,908.30	.00	24,044.30	74,555.70	24	25,111.76
Category 30 - Sundry	22,500.00	1,516.32	.00	10,149.31	12,350.69	45	10,115.32
Activity 881 - Farm Learning Center	\$213,340.00	\$23,555.62	\$0.00	\$67,521.78	\$145,818.22	32%	\$72,956.84
Activity 882 - Mobile Learning Center							
Category 10 - Site Operations	10,000.00	5,687.50	.00	12,717.75	(2,717.75)	127	9,810.52
Activity 882 - Mobile Learning Center	\$10,000.00	\$5,687.50	\$0.00	\$12,717.75	(\$2,717.75)	127%	\$9,810.52
Activity 990 - General							
Category 10 - Site Operations	15,000.00	7,160.00	.00	8,858.00	6,142.00	59	20,055.00
Category 20 - Food/Beverage	.00	.00	.00	647.44	(647.44)	+++	.00

21/219

General Fund Revenue Budget by Organization

Through 05/31/23
Prior Fiscal Year Activity Included
Summary Listing

Organization	Amended Budget	Current Month Transactions	YTD Encumbrances	YTD Transactions	Budget - YTD Transactions	% Rec'd	Prior Year YTD
Fund 10 - General Fund							
REVENUE							
Function 8 - Operations							
Location 104 - Kensington							
Activity 990 - General							
Category 30 - Sundry	.00	.00	.00	.00	.00	+++	18.87
Category 70 - Other	20,000.00	.00	.00	.00	20,000.00	0	8,976.75
Activity 990 - General Totals	\$35,000.00	\$7,160.00	\$0.00	\$9,505.44	\$25,494.56	27%	\$29,050.62
Activity 991 - Joint Government Maint							
Category 10 - Site Operations	3,300.00	.00	.00	.00	3,300.00	0	.00
Activity 991 - Joint Government Maint	\$3,300.00	\$0.00	\$0.00	\$0.00	\$3,300.00	0%	\$0.00
Location 104 - Kensington Totals	\$5,591,552.00	\$953,319.33	\$0.00	\$2,081,909.18	\$3,509,642.82	37%	\$2,040,195.75
Location 106 - Lower Huron/Will/Oakwoods							
Activity 531 - Pool							
Category 10 - Site Operations	80,000.00	7,717.00	.00	7,717.00	72,283.00	10	7,126.00
Category 20 - Food/Beverage	21,000.00	1,524.62	.00	1,524.62	19,475.38	7	1,512.97
Category 30 - Sundry	800.00	220.73	.00	220.73	579.27	28	106.58
Activity 531 - Pool Totals	\$101,800.00	\$9,462.35	\$0.00	\$9,462.35	\$92,337.65	9%	\$8,745.55
Activity 532 - Waterpark							
Category 10 - Site Operations	550,000.00	.00	.00	.00	550,000.00	0	.00
Category 20 - Food/Beverage	32,000.00	.00	.00	.00	32,000.00	0	.00
Category 30 - Sundry	6,500.00	.00	.00	.00	6,500.00	0	.00
Activity 532 - Waterpark Totals	\$588,500.00	\$0.00	\$0.00	\$0.00	\$588,500.00	0%	\$0.00
Activity 550 - Boat Rental							
Category 10 - Site Operations	10,300.00	158.75	.00	158.75	10,141.25	2	175.00
Category 20 - Food/Beverage	150.00	.00	.00	64.69	85.31	43	.00
Activity 550 - Boat Rental Totals	\$10,450.00	\$158.75	\$0.00	\$223.44	\$10,226.56	2%	\$175.00
Activity 590 - Tolling							
Category 10 - Site Operations	1,118,210.00	162,164.00	.00	334,578.00	783,632.00	30	342,781.00
Activity 590 - Tolling Totals	\$1,118,210.00	\$162,164.00	\$0.00	\$334,578.00	\$783,632.00	30%	\$342,781.00
Activity 610 - Family Camping							
Category 10 - Site Operations	40,500.00	5,300.00	.00	11,050.00	29,450.00	27	8,375.00
Category 30 - Sundry	2,700.00	363.00	.00	363.00	2,337.00	13	264.40
Activity 610 - Family Camping Totals	\$43,200.00	\$5,663.00	\$0.00	\$11,413.00	\$31,787.00	26%	\$8,639.40
Activity 615 - Group Camping							
Category 10 - Site Operations	2,400.00	140.00	.00	840.00	1,560.00	35	1,140.00
Category 30 - Sundry	100.00	.00	.00	.00	100.00	0	23.58
Activity 615 - Group Camping Totals	\$2,500.00	\$140.00	\$0.00	\$840.00	\$1,660.00	34%	\$1,163.58

General Fund Revenue Budget by Organization

Through 05/31/23
Prior Fiscal Year Activity Included
Summary Listing

Organization	Amended Budget	Current Month Transactions	YTD Encumbrances	YTD Transactions	Budget - YTD Transactions	% Rec'd	Prior Year YTD
Fund 10 - General Fund							
REVENUE							
Function 8 - Operations							
Location 106 - Lower Huron/Will/Oakwoods							
Activity 640 - Shelter Reservations							
Category 10 - Site Operations	80,000.00	17,525.00	.00	61,400.00	18,600.00	77	58,900.00
Activity 640 - Shelter Reservations	\$80,000.00	\$17,525.00	\$0.00	\$61,400.00	\$18,600.00	77%	\$58,900.00
Activity 650 - Golf Course							
Category 10 - Site Operations	695,000.00	160,441.50	.00	210,152.50	484,847.50	30	133,942.88
Category 20 - Food/Beverage	150,000.00	35,019.11	.00	45,637.73	104,362.27	30	25,744.63
Category 30 - Sundry	16,250.00	2,941.08	.00	4,169.32	12,080.68	26	2,941.55
Activity 650 - Golf Course Totals	\$861,250.00	\$198,401.69	\$0.00	\$259,959.55	\$601,290.45	30%	\$162,629.06
Activity 660 - Disc/Adventure Golf							
Category 10 - Site Operations	5,000.00	864.00	.00	1,814.00	3,186.00	36	1,521.00
Activity 660 - Disc/Adventure Golf	\$5,000.00	\$864.00	\$0.00	\$1,814.00	\$3,186.00	36%	\$1,521.00
Activity 700 - Special Events							
Category 10 - Site Operations	2,100.00	375.00	.00	1,075.00	1,025.00	51	1,400.00
Category 20 - Food/Beverage	3,000.00	.00	.00	.00	3,000.00	0	.00
Category 30 - Sundry	1,300.00	.00	.00	.00	1,300.00	0	.00
Activity 700 - Special Events Totals	\$6,400.00	\$375.00	\$0.00	\$1,075.00	\$5,325.00	17%	\$1,400.00
Activity 880 - Interpretive Center/Mill							
Category 10 - Site Operations	13,500.00	1,598.50	.00	3,553.65	9,946.35	26	3,269.00
Category 20 - Food/Beverage	150.00	.00	.00	22.84	127.16	15	.00
Category 30 - Sundry	1,000.00	36.04	.00	383.15	616.85	38	223.42
Activity 880 - Interpretive Center/Mill	\$14,650.00	\$1,634.54	\$0.00	\$3,959.64	\$10,690.36	27%	\$3,492.42
Activity 882 - Mobile Learning Center							
Category 10 - Site Operations	10,000.00	187.50	.00	7,799.75	2,200.25	78	3,367.50
Activity 882 - Mobile Learning Center	\$10,000.00	\$187.50	\$0.00	\$7,799.75	\$2,200.25	78%	\$3,367.50
Activity 884 - Community Outreach Interpretive							
Category 10 - Site Operations	.00	3,391.00	.00	4,922.00	(4,922.00)	+++	.00
Activity 884 - Community Outreach	\$0.00	\$3,391.00	\$0.00	\$4,922.00	(\$4,922.00)	+++	\$0.00
Activity 990 - General							
Category 10 - Site Operations	.00	5.00	.00	5.00	(5.00)	+++	5.00
Category 70 - Other	500.00	.00	.00	1,956.70	(1,456.70)	391	515.90
Activity 990 - General Totals	\$500.00	\$5.00	\$0.00	\$1,961.70	(\$1,461.70)	392%	\$520.90
Location 106 - Lower	\$2,842,460.00	\$399,971.83	\$0.00	\$699,408.43	\$2,143,051.57	25%	\$593,335.41

General Fund Revenue Budget by Organization

Through 05/31/23
Prior Fiscal Year Activity Included
Summary Listing

Organization	Amended Budget	Current Month Transactions	YTD Encumbrances	YTD Transactions	Budget - YTD Transactions	% Rec'd	Prior Year YTD
Fund 10 - General Fund							
REVENUE							
Function 8 - Operations							
Location 108 - Hudson Mills/Dexter/Delhi							
Activity 550 - Boat Rental							
Category 10 - Site Operations	70,000.00	.00	.00	.00	70,000.00	0	.00
Activity 550 - Boat Rental Totals	\$70,000.00	\$0.00	\$0.00	\$0.00	\$70,000.00	0%	\$0.00
Activity 590 - Tolling							
Category 10 - Site Operations	630,640.00	77,214.00	.00	218,956.00	411,684.00	35	248,144.00
Activity 590 - Tolling Totals	\$630,640.00	\$77,214.00	\$0.00	\$218,956.00	\$411,684.00	35%	\$248,144.00
Activity 615 - Group Camping							
Category 10 - Site Operations	2,900.00	645.00	.00	1,280.00	1,620.00	44	1,295.00
Category 30 - Sundry	1,175.00	165.06	.00	518.76	656.24	44	495.19
Activity 615 - Group Camping Totals	\$4,075.00	\$810.06	\$0.00	\$1,798.76	\$2,276.24	44%	\$1,790.19
Activity 640 - Shelter Reservations							
Category 10 - Site Operations	31,000.00	5,600.00	.00	13,700.00	17,300.00	44	19,000.00
Activity 640 - Shelter Reservations	\$31,000.00	\$5,600.00	\$0.00	\$13,700.00	\$17,300.00	44%	\$19,000.00
Activity 650 - Golf Course							
Category 10 - Site Operations	642,000.00	125,867.00	.00	177,102.99	464,897.01	28	137,298.59
Category 20 - Food/Beverage	121,000.00	23,629.33	.00	34,345.57	86,654.43	28	24,238.55
Category 30 - Sundry	15,175.00	3,163.03	.00	5,319.51	9,855.49	35	3,397.36
Activity 650 - Golf Course Totals	\$778,175.00	\$152,659.36	\$0.00	\$216,768.07	\$561,406.93	28%	\$164,934.50
Activity 660 - Disc/Adventure Golf							
Category 10 - Site Operations	30,400.00	3,763.00	.00	12,693.00	17,707.00	42	14,158.00
Category 30 - Sundry	125.00	16.98	.00	50.94	74.06	41	16.98
Activity 660 - Disc/Adventure Golf	\$30,525.00	\$3,779.98	\$0.00	\$12,743.94	\$17,781.06	42%	\$14,174.98
Activity 700 - Special Events							
Category 10 - Site Operations	7,950.00	1,730.00	.00	4,974.00	2,976.00	63	3,657.00
Category 20 - Food/Beverage	600.00	.00	.00	.00	600.00	0	.00
Activity 700 - Special Events Totals	\$8,550.00	\$1,730.00	\$0.00	\$4,974.00	\$3,576.00	58%	\$3,657.00
Activity 880 - Interpretive Center/Mill							
Category 10 - Site Operations	13,420.00	43.50	.00	12,803.00	617.00	95	8,265.50
Category 30 - Sundry	3,249.00	2,325.00	.00	3,317.00	(68.00)	102	3,314.64
Activity 880 - Interpretive Center/Mill	\$16,669.00	\$2,368.50	\$0.00	\$16,120.00	\$549.00	97%	\$11,580.14
Activity 990 - General							
Category 10 - Site Operations	3,300.00	3,520.00	.00	4,722.25	(1,422.25)	143	11,315.00
Category 20 - Food/Beverage	8,900.00	1,026.81	.00	3,973.29	4,926.71	45	4,578.55
Category 30 - Sundry	550.00	18.86	.00	172.99	377.01	31	162.64

24/219

General Fund Revenue Budget by Organization

Through 05/31/23
Prior Fiscal Year Activity Included
Summary Listing

Organization	Amended Budget	Current Month Transactions	YTD Encumbrances	YTD Transactions	Budget - YTD Transactions	% Rec'd	Prior Year YTD
Fund 10 - General Fund							
REVENUE							
Function 8 - Operations							
Location 108 - Hudson Mills/Dexter/Delhi							
Activity 990 - General							
Category 70 - Other	4,850.00	.00	.00	1,120.00	3,730.00	23	962.55
Activity 990 - General Totals	\$17,600.00	\$4,565.67	\$0.00	\$9,988.53	\$7,611.47	57%	\$17,018.74
Activity 991 - Joint Government Maint							
Category 10 - Site Operations	3,500.00	.00	.00	.00	3,500.00	0	.00
Activity 991 - Joint Government Maint	\$3,500.00	\$0.00	\$0.00	\$0.00	\$3,500.00	0%	\$0.00
Location 108 - Hudson	\$1,590,734.00	\$248,727.57	\$0.00	\$495,049.30	\$1,095,684.70	31%	\$480,299.55
Location 109 - Stony Creek							
Activity 537 - Ripslide							
Category 10 - Site Operations	136,000.00	8,644.00	.00	8,644.00	127,356.00	6	10,066.00
Activity 537 - Ripslide Totals	\$136,000.00	\$8,644.00	\$0.00	\$8,644.00	\$127,356.00	6%	\$10,066.00
Activity 538 - Beach							
Category 10 - Site Operations	85,200.00	8,266.75	.00	8,266.75	76,933.25	10	5,018.29
Category 20 - Food/Beverage	110,000.00	14,739.74	.00	14,739.74	95,260.26	13	9,274.04
Category 30 - Sundry	30,000.00	1,327.31	.00	1,327.31	28,672.69	4	2,331.80
Activity 538 - Beach Totals	\$225,200.00	\$24,333.80	\$0.00	\$24,333.80	\$200,866.20	11%	\$16,624.13
Activity 540 - Dockage/Boat Storage							
Category 10 - Site Operations	50,200.00	1,700.00	.00	40,100.00	10,100.00	80	34,729.00
Category 20 - Food/Beverage	.00	.00	.00	.00	.00	+++	9.00
Activity 540 - Dockage/Boat Storage	\$50,200.00	\$1,700.00	\$0.00	\$40,100.00	\$10,100.00	80%	\$34,738.00
Activity 550 - Boat Rental							
Category 10 - Site Operations	170,001.00	16,537.71	.00	16,537.71	153,463.29	10	23,209.55
Category 20 - Food/Beverage	7,001.00	1,082.75	.00	1,210.78	5,790.22	17	1,073.00
Category 30 - Sundry	2,000.00	103.78	.00	103.78	1,896.22	5	59.50
Activity 550 - Boat Rental Totals	\$179,002.00	\$17,724.24	\$0.00	\$17,852.27	\$161,149.73	10%	\$24,342.05
Activity 580 - Cross Country Skiing							
Category 10 - Site Operations	4,995.00	.00	.00	3,899.00	1,096.00	78	11,571.50
Category 20 - Food/Beverage	300.00	.00	.00	81.00	219.00	27	14.41
Activity 580 - Cross Country Skiing	\$5,295.00	\$0.00	\$0.00	\$3,980.00	\$1,315.00	75%	\$11,585.91
Activity 590 - Tolling							
Category 10 - Site Operations	2,629,997.00	436,017.00	.00	1,065,901.00	1,564,096.00	41	1,092,123.00
Activity 590 - Tolling Totals	\$2,629,997.00	\$436,017.00	\$0.00	\$1,065,901.00	\$1,564,096.00	41%	\$1,092,123.00
Activity 610 - Family Camping							
Category 10 - Site Operations	36,250.00	5,099.30	.00	17,424.30	18,825.70	48 ^{25/219}	13,525.00

General Fund Revenue Budget by Organization

Through 05/31/23
Prior Fiscal Year Activity Included
Summary Listing

Organization	Amended Budget	Current Month Transactions	YTD Encumbrances	YTD Transactions	Budget - YTD Transactions	% Rec'd	Prior Year YTD
Fund 10 - General Fund							
REVENUE							
Function 8 - Operations							
Location 109 - Stony Creek							
Activity 610 - Family Camping							
Category 20 - Food/Beverage	1,500.00	90.00	.00	90.00	1,410.00	6	105.50
Category 30 - Sundry	13,000.00	787.57	.00	787.57	12,212.43	6	984.21
Activity 610 - Family Camping Totals	\$50,750.00	\$5,976.87	\$0.00	\$18,301.87	\$32,448.13	36%	\$14,614.71
Activity 630 - Activity Center Rental							
Category 10 - Site Operations	.00	.00	.00	500.00	(500.00)	+++	.00
Activity 630 - Activity Center Rental	\$0.00	\$0.00	\$0.00	\$500.00	(\$500.00)	+++	\$0.00
Activity 635 - Mobile Stage							
Category 10 - Site Operations	1,200.00	.00	.00	600.00	600.00	50	.00
Activity 635 - Mobile Stage Totals	\$1,200.00	\$0.00	\$0.00	\$600.00	\$600.00	50%	\$0.00
Activity 640 - Shelter Reservations							
Category 10 - Site Operations	107,250.00	19,162.50	.00	71,924.50	35,325.50	67	73,230.50
Activity 640 - Shelter Reservations	\$107,250.00	\$19,162.50	\$0.00	\$71,924.50	\$35,325.50	67%	\$73,230.50
Activity 650 - Golf Course							
Category 10 - Site Operations	1,075,000.00	208,708.24	.00	300,462.17	774,537.83	28	220,603.88
Category 20 - Food/Beverage	235,000.00	44,911.37	.00	64,854.90	170,145.10	28	53,051.66
Category 30 - Sundry	19,000.00	4,591.83	.00	8,213.43	10,786.57	43	4,775.92
Activity 650 - Golf Course Totals	\$1,329,000.00	\$258,211.44	\$0.00	\$373,530.50	\$955,469.50	28%	\$278,431.46
Activity 660 - Disc/Adventure Golf							
Category 10 - Site Operations	42,400.00	5,994.00	.00	12,071.00	30,329.00	28	18,605.00
Category 20 - Food/Beverage	4,000.00	596.50	.00	704.50	3,295.50	18	1,024.37
Category 30 - Sundry	500.00	.00	.00	.00	500.00	0	202.50
Activity 660 - Disc/Adventure Golf	\$46,900.00	\$6,590.50	\$0.00	\$12,775.50	\$34,124.50	27%	\$19,831.87
Activity 700 - Special Events							
Category 10 - Site Operations	7,800.00	30.00	.00	380.00	7,420.00	5	.00
Category 20 - Food/Beverage	1,000.00	.00	.00	.00	1,000.00	0	.00
Category 30 - Sundry	1,300.00	.00	.00	.00	1,300.00	0	.00
Activity 700 - Special Events Totals	\$10,100.00	\$30.00	\$0.00	\$380.00	\$9,720.00	4%	\$0.00
Activity 880 - Interpretive Center/Mill							
Category 10 - Site Operations	21,155.00	5,075.68	.00	25,654.75	(4,499.75)	121	14,245.30
Category 30 - Sundry	1.00	.00	.00	.00	1.00	0	.00
Activity 880 - Interpretive Center/Mill	\$21,156.00	\$5,075.68	\$0.00	\$25,654.75	(\$4,498.75)	121%	\$14,245.30
Activity 882 - Mobile Learning Center							
Category 10 - Site Operations	10,500.00	1,693.50	.00	6,033.50	4,466.50	57	600.00

General Fund Revenue Budget by Organization

Through 05/31/23
Prior Fiscal Year Activity Included
Summary Listing

Organization	Amended Budget	Current Month Transactions	YTD Encumbrances	YTD Transactions	Budget - YTD Transactions	% Rec'd	Prior Year YTD
Fund 10 - General Fund							
REVENUE							
Function 8 - Operations							
Location 109 - Stony Creek							
Activity 882 - Mobile Learning Center	\$10,500.00	\$1,693.50	\$0.00	\$6,033.50	\$4,466.50	57%	\$600.00
Activity 990 - General							
Category 10 - Site Operations	32,250.00	11,510.00	.00	28,856.00	3,394.00	89	45,585.00
Category 20 - Food/Beverage	100.00	.00	.00	15.50	84.50	16	.00
Category 30 - Sundry	900.00	386.55	.00	571.55	328.45	64	.00
Category 70 - Other	.00	18,290.15	.00	18,318.45	(18,318.45)	+++	280.00
Activity 990 - General Totals	\$33,250.00	\$30,186.70	\$0.00	\$47,761.50	(\$14,511.50)	144%	\$45,865.00
Activity 991 - Joint Government Maint							
Category 10 - Site Operations	18,260.00	.00	.00	.00	18,260.00	0	18,260.00
Activity 991 - Joint Government Maint Totals	\$18,260.00	\$0.00	\$0.00	\$0.00	\$18,260.00	0%	\$18,260.00
Location 109 - Stony Creek Totals	\$4,854,060.00	\$815,346.23	\$0.00	\$1,718,273.19	\$3,135,786.81	35%	\$1,654,557.93
Location 112 - Lake Erie							
Activity 540 - Dockage/Boat Storage							
Category 10 - Site Operations	205,000.00	35,328.00	.00	68,728.00	136,272.00	34	71,881.00
Category 20 - Food/Beverage	2,800.00	295.51	.00	339.90	2,460.10	12	278.90
Category 30 - Sundry	500.00	.00	.00	.00	500.00	0	.00
Activity 540 - Dockage/Boat Storage Totals	\$208,300.00	\$35,623.51	\$0.00	\$69,067.90	\$139,232.10	33%	\$72,159.90
Activity 590 - Tolling							
Category 10 - Site Operations	576,800.00	88,418.00	.00	297,827.00	278,973.00	52	304,816.00
Activity 590 - Tolling Totals	\$576,800.00	\$88,418.00	\$0.00	\$297,827.00	\$278,973.00	52%	\$304,816.00
Activity 640 - Shelter Reservations							
Category 10 - Site Operations	11,000.00	1,450.00	.00	5,050.00	5,950.00	46	5,200.00
Activity 640 - Shelter Reservations Totals	\$11,000.00	\$1,450.00	\$0.00	\$5,050.00	\$5,950.00	46%	\$5,200.00
Activity 650 - Golf Course							
Category 10 - Site Operations	680,000.00	143,267.50	.00	205,943.62	474,056.38	30	153,842.71
Category 20 - Food/Beverage	165,000.00	37,473.05	.00	53,629.62	111,370.38	33	36,384.57
Category 30 - Sundry	22,200.00	3,915.13	.00	6,990.60	15,209.40	31	5,529.21
Activity 650 - Golf Course Totals	\$867,200.00	\$184,655.68	\$0.00	\$266,563.84	\$600,636.16	31%	\$195,756.49
Activity 700 - Special Events							
Category 10 - Site Operations	.00	75.00	.00	75.00	(75.00)	+++	.00
Category 20 - Food/Beverage	2,000.00	.00	.00	.00	2,000.00	0	.00
Category 30 - Sundry	1,300.00	.00	.00	.00	1,300.00	0	.00
Activity 700 - Special Events Totals	\$3,300.00	\$75.00	\$0.00	\$75.00	\$3,225.00	2%	\$0.00

General Fund Revenue Budget by Organization

Through 05/31/23
 Prior Fiscal Year Activity Included
 Summary Listing

Organization	Amended Budget	Current Month Transactions	YTD Encumbrances	YTD Transactions	Budget - YTD Transactions	% Rec'd	Prior Year YTD
Fund 10 - General Fund							
REVENUE							
Function 8 - Operations							
Location 112 - Lake Erie							
Activity 880 - Interpretive Center/Mill							
Category 10 - Site Operations	14,400.00	2,420.00	.00	5,742.50	8,657.50	40	3,346.30
Category 20 - Food/Beverage	600.00	.00	.00	47.85	552.15	8	.00
Category 30 - Sundry	2,600.00	151.93	.00	378.59	2,221.41	15	1,093.61
Activity 880 - Interpretive Center/Mill	\$17,600.00	\$2,571.93	\$0.00	\$6,168.94	\$11,431.06	35%	\$4,439.91
Activity 990 - General							
Category 10 - Site Operations	400.00	.00	.00	5,405.37	(5,005.37)	1351	976.00
Category 20 - Food/Beverage	200.00	.00	.00	.00	200.00	0	.00
Category 70 - Other	800.00	140.00	.00	140.00	660.00	18	1,442.00
Activity 990 - General Totals	\$1,400.00	\$140.00	\$0.00	\$5,545.37	(\$4,145.37)	396%	\$2,418.00
Location 112 - Lake Erie Totals	\$1,685,600.00	\$312,934.12	\$0.00	\$650,298.05	\$1,035,301.95	39%	\$584,790.30
Location 113 - Wolcott							
Activity 590 - Tolling							
Category 10 - Site Operations	42,215.00	6,884.00	.00	20,108.00	22,107.00	48	20,661.00
Activity 590 - Tolling Totals	\$42,215.00	\$6,884.00	\$0.00	\$20,108.00	\$22,107.00	48%	\$20,661.00
Activity 615 - Group Camping							
Category 10 - Site Operations	7,050.00	825.00	.00	3,305.00	3,745.00	47	3,995.00
Activity 615 - Group Camping Totals	\$7,050.00	\$825.00	\$0.00	\$3,305.00	\$3,745.00	47%	\$3,995.00
Activity 630 - Activity Center Rental							
Category 10 - Site Operations	17,500.00	2,000.00	.00	14,825.00	2,675.00	85	6,925.00
Activity 630 - Activity Center Rental	\$17,500.00	\$2,000.00	\$0.00	\$14,825.00	\$2,675.00	85%	\$6,925.00
Activity 640 - Shelter Reservations							
Category 10 - Site Operations	12,375.00	962.50	.00	4,587.50	7,787.50	37	14,062.50
Activity 640 - Shelter Reservations	\$12,375.00	\$962.50	\$0.00	\$4,587.50	\$7,787.50	37%	\$14,062.50
Activity 880 - Interpretive Center/Mill							
Category 10 - Site Operations	5,400.00	(112.00)	.00	2,933.96	2,466.04	54	(5.00)
Category 30 - Sundry	850.00	.00	.00	.00	850.00	0	.00
Activity 880 - Interpretive Center/Mill	\$6,250.00	(\$112.00)	\$0.00	\$2,933.96	\$3,316.04	47%	(\$5.00)
Activity 881 - Farm Learning Center							
Category 10 - Site Operations	98,900.00	5,799.78	.00	36,715.25	62,184.75	37	26,791.16
Category 20 - Food/Beverage	1,000.00	49.00	.00	129.41	870.59	13	168.25
Category 30 - Sundry	2,000.00	63.27	.00	584.26	1,415.74	29	3,505.26
Activity 881 - Farm Learning Center	\$101,900.00	\$5,912.05	\$0.00	\$37,428.92	\$64,471.08	37%	\$30,464.67

General Fund Revenue Budget by Organization

Through 05/31/23
Prior Fiscal Year Activity Included
Summary Listing

Organization	Amended Budget	Current Month Transactions	YTD Encumbrances	YTD Transactions	Budget - YTD Transactions	% Rec'd	Prior Year YTD
Fund 10 - General Fund							
REVENUE							
Function 8 - Operations							
Location 113 - Wolcott							
Activity 990 - General							
Category 10 - Site Operations	1,600.00	.00	.00	800.00	800.00	50	1,055.00
Category 70 - Other	.00	.00	.00	.00	.00	+++	1.00
Activity 990 - General Totals	<u>\$1,600.00</u>	<u>\$0.00</u>	<u>\$0.00</u>	<u>\$800.00</u>	<u>\$800.00</u>	<u>50%</u>	<u>\$1,056.00</u>
Location 113 - Wolcott Totals	<u>\$188,890.00</u>	<u>\$16,471.55</u>	<u>\$0.00</u>	<u>\$83,988.38</u>	<u>\$104,901.62</u>	<u>44%</u>	<u>\$77,159.17</u>
Location 115 - Indian Springs							
Activity 590 - Tolling							
Category 10 - Site Operations	355,677.00	60,787.00	.00	171,713.00	183,964.00	48	170,775.00
Activity 590 - Tolling Totals	<u>\$355,677.00</u>	<u>\$60,787.00</u>	<u>\$0.00</u>	<u>\$171,713.00</u>	<u>\$183,964.00</u>	<u>48%</u>	<u>\$170,775.00</u>
Activity 630 - Activity Center Rental							
Category 10 - Site Operations	88,600.00	2,900.00	.00	109,900.00	(21,300.00)	124	145,750.00
Activity 630 - Activity Center Rental	<u>\$88,600.00</u>	<u>\$2,900.00</u>	<u>\$0.00</u>	<u>\$109,900.00</u>	<u>(\$21,300.00)</u>	<u>124%</u>	<u>\$145,750.00</u>
Activity 640 - Shelter Reservations							
Category 10 - Site Operations	13,340.00	1,675.00	.00	6,350.00	6,990.00	48	9,000.00
Activity 640 - Shelter Reservations	<u>\$13,340.00</u>	<u>\$1,675.00</u>	<u>\$0.00</u>	<u>\$6,350.00</u>	<u>\$6,990.00</u>	<u>48%</u>	<u>\$9,000.00</u>
Activity 650 - Golf Course							
Category 10 - Site Operations	926,723.00	189,652.53	.00	283,522.03	643,200.97	31	215,739.70
Category 20 - Food/Beverage	189,000.00	40,251.26	.00	61,402.46	127,597.54	32	47,383.30
Category 30 - Sundry	25,605.00	5,653.94	.00	9,365.95	16,239.05	37	7,651.93
Activity 650 - Golf Course Totals	<u>\$1,141,328.00</u>	<u>\$235,557.73</u>	<u>\$0.00</u>	<u>\$354,290.44</u>	<u>\$787,037.56</u>	<u>31%</u>	<u>\$270,774.93</u>
Activity 883 - Environmental Disc Center							
Category 10 - Site Operations	16,930.00	7,584.00	.00	12,218.00	4,712.00	72	4,210.50
Category 20 - Food/Beverage	35.00	.00	.00	16.75	18.25	48	.00
Category 30 - Sundry	.00	.00	.00	.00	.00	+++	184.89
Activity 883 - Environmental Disc	<u>\$16,965.00</u>	<u>\$7,584.00</u>	<u>\$0.00</u>	<u>\$12,234.75</u>	<u>\$4,730.25</u>	<u>72%</u>	<u>\$4,395.39</u>
Activity 990 - General							
Category 20 - Food/Beverage	75.00	.00	.00	18.50	56.50	25	.00
Category 70 - Other	.00	.00	.00	.00	.00	+++	46.00
Activity 990 - General Totals	<u>\$75.00</u>	<u>\$0.00</u>	<u>\$0.00</u>	<u>\$18.50</u>	<u>\$56.50</u>	<u>25%</u>	<u>\$46.00</u>
Location 115 - Indian Springs Totals	<u>\$1,615,985.00</u>	<u>\$308,503.73</u>	<u>\$0.00</u>	<u>\$654,506.69</u>	<u>\$961,478.31</u>	<u>41%</u>	<u>\$600,741.32</u>
Location 116 - Huron Meadows							
Activity 580 - Cross Country Skiing							
Category 10 - Site Operations	58,650.00	.00	.00	31,694.00	26,956.00	54	60,827.00
Category 20 - Food/Beverage	3,300.00	.00	.00	2,473.95	826.05	75	3,428.74

General Fund Revenue Budget by Organization

Through 05/31/23
Prior Fiscal Year Activity Included
Summary Listing

Organization	Amended Budget	Current Month Transactions	YTD Encumbrances	YTD Transactions	Budget - YTD Transactions	% Rec'd	Prior Year YTD
Fund 10 - General Fund							
REVENUE							
Function 8 - Operations							
Location 116 - Huron Meadows							
Activity 580 - Cross Country Skiing							
Category 30 - Sundry	50.00	.00	.00	.00	50.00	0	.00
Activity 580 - Cross Country Skiing	\$62,000.00	\$0.00	\$0.00	\$34,167.95	\$27,832.05	55%	\$64,255.74
Activity 590 - Tolling							
Category 10 - Site Operations	80,750.00	3,916.00	.00	34,505.00	46,245.00	43	51,190.00
Activity 590 - Tolling Totals	\$80,750.00	\$3,916.00	\$0.00	\$34,505.00	\$46,245.00	43%	\$51,190.00
Activity 640 - Shelter Reservations							
Category 10 - Site Operations	10,000.00	1,400.00	.00	4,600.00	5,400.00	46	5,400.00
Activity 640 - Shelter Reservations	\$10,000.00	\$1,400.00	\$0.00	\$4,600.00	\$5,400.00	46%	\$5,400.00
Activity 650 - Golf Course							
Category 10 - Site Operations	986,400.00	198,598.50	.00	292,041.00	694,359.00	30	222,602.08
Category 20 - Food/Beverage	164,000.00	34,810.04	.00	53,077.02	110,922.98	32	38,071.70
Category 30 - Sundry	13,420.00	3,333.83	.00	5,322.05	8,097.95	40	3,995.30
Activity 650 - Golf Course Totals	\$1,163,820.00	\$236,742.37	\$0.00	\$350,440.07	\$813,379.93	30%	\$264,669.08
Activity 990 - General							
Category 70 - Other	.00	.00	.00	.00	.00	+++	50.00
Activity 990 - General Totals	\$0.00	\$0.00	\$0.00	\$0.00	\$0.00	+++	\$50.00
Location 116 - Huron Meadows Totals	\$1,316,570.00	\$242,058.37	\$0.00	\$423,713.02	\$892,856.98	32%	\$385,564.82
Function 8 - Operations Totals	\$23,415,585.00	\$3,989,230.13	\$0.00	\$8,395,244.76	\$15,020,340.24	36%	\$8,042,545.73
Function 9 - Administration							
Location 100 - Administrative Office							
Activity 700 - Special Events							
Category 10 - Site Operations	.00	7,750.00	.00	7,750.00	(7,750.00)	+++	.00
Activity 700 - Special Events Totals	\$0.00	\$7,750.00	\$0.00	\$7,750.00	(\$7,750.00)	+++	\$0.00
Activity 710 - Administrative							
Category 10 - Site Operations	885.00	.00	.00	.00	885.00	0	.00
Activity 710 - Administrative Totals	\$885.00	\$0.00	\$0.00	\$0.00	\$885.00	0%	\$0.00
Activity 990 - General							
Category 10 - Site Operations	.00	111.00	.00	118.00	(118.00)	+++	110.00
Category 70 - Other	37,816,885.43	42,311.20	.00	36,902,947.04	913,938.39	98	34,899,450.02
Activity 990 - General Totals	\$37,816,885.43	\$42,422.20	\$0.00	\$36,903,065.04	\$913,820.39	98%	\$34,899,560.02

General Fund Revenue Budget by Organization

Through 05/31/23
Prior Fiscal Year Activity Included
Summary Listing

Organization	Amended Budget	Current Month Transactions	YTD Encumbrances	YTD Transactions	Budget - YTD Transactions	% Rec'd	Prior Year YTD
Fund 10 - General Fund							
REVENUE							
Function 9 - Administration							
Location 100 - Administrative Office							
Activity 991 - Joint Government Maint							
Category 10 - Site Operations	.00	165.00	.00	364.00	(364.00)	+++	.00
Activity 991 - Joint Government Maint	\$0.00	\$165.00	\$0.00	\$364.00	(\$364.00)	+++	\$0.00
Location 100 - Administrative Office	\$37,817,770.43	\$50,337.20	\$0.00	\$36,911,179.04	\$906,591.39	98%	\$34,899,560.02
Function 9 - Administration Totals	\$37,817,770.43	\$50,337.20	\$0.00	\$36,911,179.04	\$906,591.39	98%	\$34,899,560.02
REVENUE TOTALS	\$61,299,714.20	\$4,039,567.33	\$0.00	\$45,372,782.57	\$15,926,931.63	74%	\$42,942,296.81
Fund 10 - General Fund Totals	\$61,299,714.20	\$4,039,567.33	\$0.00	\$45,372,782.57	\$15,926,931.63		\$42,942,296.81
Grand Totals	\$61,299,714.20	\$4,039,567.33	\$0.00	\$45,372,782.57	\$15,926,931.63		\$42,942,296.81

General Fund Expense Budget Performance

Fiscal Year to Date 05/31/23

Include Rollup Account and Rollup to Account

Account	Account Description	Amended Budget	Current Month Transactions	YTD Encumbrances	YTD Transactions	Budget - YTD Transactions	% Rec'd	Prior Year YTD
Fund 10 - General Fund								
Function 2 - Transfer								
EXPENSE								
<i>Expenditures</i>								
9965 Transfer Out - Capital Project Fund								
9965.80	Transfer Out - Capital Project Fund	5,825,813.00	61,525.00	.00	5,825,813.00	.00	100	7,209,408.00
9965 - Transfer Out - Capital Project Fund Totals		\$5,825,813.00	\$61,525.00	\$0.00	\$5,825,813.00	\$0.00	100%	\$7,209,408.00
<i>Expenditures Totals</i>		\$5,825,813.00	\$61,525.00	\$0.00	\$5,825,813.00	\$0.00	100%	\$7,209,408.00
EXPENSE TOTALS		\$5,825,813.00	\$61,525.00	\$0.00	\$5,825,813.00	\$0.00	100%	\$7,209,408.00
Function 2 - Transfer Totals		(\$5,825,813.00)	(\$61,525.00)	\$0.00	(\$5,825,813.00)	\$0.00	100%	(\$7,209,408.00)
Function 5 - Capital								
EXPENSE								
<i>Contractual Services</i>								
9130	Tools/Equipment	4,350,515.72	298,309.22	2,810,852.41	741,361.61	798,301.70	82	399,394.74
<i>Contractual Services Totals</i>		\$4,350,515.72	\$298,309.22	\$2,810,852.41	\$741,361.61	\$798,301.70	82%	\$399,394.74
EXPENSE TOTALS		\$4,350,515.72	\$298,309.22	\$2,810,852.41	\$741,361.61	\$798,301.70	82%	\$399,394.74
Function 5 - Capital Totals		(\$4,350,515.72)	(\$298,309.22)	(\$2,810,852.41)	(\$741,361.61)	(\$798,301.70)	82%	(\$399,394.74)
Function 7 - Major Maintenance								
EXPENSE								
<i>Personnel Services</i>								
9010	Full Time Wages	116,408.00	14,815.33	.00	58,332.83	58,075.17	50	22,792.92
9013	FT Benefits Pd to Emps	8,262.00	1,062.51	.00	4,167.92	4,094.08	50	1,545.74
9014	FT Benefits Pd for Emps	51,967.00	6,683.22	.00	26,216.26	25,750.74	50	11,495.43
9020	Part Time Wages	.00	.00	.00	.00	.00	+++	386.56
9024	PT Benefits Pd for Emps	.00	.00	.00	.00	.00	+++	40.51
<i>Personnel Services Totals</i>		\$176,637.00	\$22,561.06	\$0.00	\$88,717.01	\$87,919.99	50%	\$36,261.16
<i>Contractual Services</i>								
9420	Outside Services	1,981,888.54	381,060.36	485,664.02	904,631.57	591,592.95	70	201,646.03
9990	Unallocated Budget	2,945,323.50	.00	.00	.00	2,945,323.50	0	.00
<i>Contractual Services Totals</i>		\$4,927,212.04	\$381,060.36	\$485,664.02	\$904,631.57	\$3,536,916.45	28%	\$201,646.03
EXPENSE TOTALS		\$5,103,849.04	\$403,621.42	\$485,664.02	\$993,348.58	\$3,624,836.44	29%	\$237,907.19
Function 7 - Major Maintenance Totals		(\$5,103,849.04)	(\$403,621.42)	(\$485,664.02)	(\$993,348.58)	(\$3,624,836.44)	29%	(\$237,907.19)
Function 8 - Operations								
EXPENSE								
<i>Personnel Services</i>								
9010	Full Time Wages	11,276,468.12	826,355.61	.00	4,126,065.43	7,150,402.69	37	3,988,482.38
9011	Full Time Overtime	357,253.00	40,761.06	.00	152,121.73	205,131.27	43	168,239.79
9013	FT Benefits Pd to Emps	1,029,933.16	76,345.40	.00	381,930.80	648,002.36	37	347,869.13

General Fund Expense Budget Performance

Fiscal Year to Date 05/31/23

Include Rollup Account and Rollup to Account

Account	Account Description	Amended Budget	Current Month Transactions	YTD Encumbrances	YTD Transactions	Budget - YTD Transactions	% Rec'd	Prior Year YTD
Fund 10 - General Fund								
Function 8 - Operations								
EXPENSE								
<i>Personnel Services</i>								
9014	FT Benefits Pd for Emps	6,508,175.80	480,214.74	.00	2,402,356.13	4,105,819.67	37	2,587,065.22
9020	Part Time Wages	8,784,601.00	688,553.65	.00	1,960,492.13	6,824,108.87	22	1,767,146.33
9021	Part Time Overtime	67,903.00	3,829.88	.00	12,239.81	55,663.19	18	8,780.02
9023	PT Benefits Pd to Emps	4,901.00	376.26	.00	1,526.70	3,374.30	31	1,314.56
9024	PT Benefits Pd for Emps	730,392.00	62,984.60	.00	180,088.28	550,303.72	25	174,122.60
<i>Personnel Services Totals</i>		\$28,759,627.08	\$2,179,421.20	\$0.00	\$9,216,821.01	\$19,542,806.07	32%	\$9,043,020.03
<i>Contractual Services</i>								
9110	Operating Supplies	1,818,841.72	207,928.18	13,932.33	687,996.99	1,116,912.40	39	580,616.86
9130	Tools/Equipment	745,378.38	82,082.80	74,536.28	286,604.64	384,237.46	48	203,942.48
9140	Chemicals	453,068.00	67,953.80	.00	174,714.21	278,353.79	39	273,177.96
9150	Equipment Fuel	474,423.00	49,307.46	.00	181,774.04	292,648.96	38	211,693.47
9160	Uniforms	113,304.00	7,725.69	107.00	18,954.44	94,242.56	17	19,920.22
9170	Resale Merchandise	766,030.00	125,415.91	47.95	360,795.79	405,186.26	47	296,064.95
9420	Outside Services	3,982,231.20	217,960.29	591,994.49	744,197.51	2,646,039.20	34	638,152.07
9430	Insurances	577,593.00	159,732.84	.00	434,542.97	143,050.03	75	425,548.25
9440	Utilities	1,896,086.00	141,734.72	.00	831,589.92	1,064,496.08	44	749,284.91
9450	Rents/Leases	169,709.00	11,092.65	4,900.00	38,683.12	126,125.88	26	35,647.18
9460	Postage/Shipping	3,620.00	159.47	.00	2,076.19	1,543.81	57	1,734.83
9510	Memberships	13,768.00	861.00	.00	3,716.00	10,052.00	27	1,693.48
9520	Employee Development	136,798.00	27,363.51	.00	67,093.35	69,704.65	49	30,241.75
9910	Over/Under	(450.00)	(518.55)	.00	(558.18)	108.18	124	(1,421.16)
9945	Inventory Gain/Loss on Adjustment	500.00	.00	.00	.00	500.00	0	.00
<i>Contractual Services Totals</i>		\$11,150,900.30	\$1,098,799.77	\$685,518.05	\$3,832,180.99	\$6,633,201.26	41%	\$3,466,297.25
		EXPENSE TOTALS	\$3,278,220.97	\$685,518.05	\$13,049,002.00	\$26,176,007.33	34%	\$12,509,317.28
Function 8 - Operations Totals		(\$39,910,527.38)	(\$3,278,220.97)	(\$685,518.05)	(\$13,049,002.00)	(\$26,176,007.33)	34%	(\$12,509,317.28)
Function 9 - Administration								
EXPENSE								
<i>Personnel Services</i>								
9010	Full Time Wages	4,888,070.00	339,564.82	.00	1,759,389.66	3,128,680.34	36	1,607,834.07
9011	Full Time Overtime	10,000.00	2,434.02	.00	11,576.54	(1,576.54)	116	19,123.37
9013	FT Benefits Pd to Emps	361,588.82	24,548.10	.00	123,205.75	238,383.07	34	110,407.75
9014	FT Benefits Pd for Emps	2,274,345.04	154,349.97	.00	774,967.34	1,499,377.70	34	821,090.64
9020	Part Time Wages	483,202.00	26,295.85	.00	121,061.05	362,140.95	25	130,573.77
9021	Part Time Overtime	.00	.00	.00	75.24	(75.24)	+++	.00

33/219

General Fund Expense Budget Performance

Fiscal Year to Date 05/31/23

Include Rollup Account and Rollup to Account

Account	Account Description	Amended Budget	Current Month Transactions	YTD Encumbrances	YTD Transactions	Budget - YTD Transactions	% Rec'd	Prior Year YTD
Fund 10 - General Fund								
Function 9 - Administration								
EXPENSE								
<i>Personnel Services</i>								
9024	PT Benefits Pd for Emps	37,204.00	1,797.28	.00	7,836.02	29,367.98	21	9,148.67
	<i>Personnel Services Totals</i>	\$8,054,409.86	\$548,990.04	\$0.00	\$2,798,111.60	\$5,256,298.26	35%	\$2,698,178.27
<i>Contractual Services</i>								
9110	Operating Supplies	258,175.00	22,673.27	.00	82,795.71	175,379.29	32	68,376.88
9130	Tools/Equipment	287,216.26	35,046.27	6,463.78	70,323.64	210,428.84	27	84,881.89
9140	Chemicals	4,200.00	.00	.00	339.00	3,861.00	8	.00
9150	Equipment Fuel	61,800.00	3,475.76	.00	7,168.52	54,631.48	12	4,472.80
9160	Uniforms	7,420.00	.00	.00	559.32	6,860.68	8	425.29
9410	Professional Services	804,619.28	14,795.23	333,060.00	82,309.28	389,250.00	52	173,451.93
9420	Outside Services	7,813,277.89	334,230.93	721,754.83	4,881,044.73	2,210,478.33	72	754,056.80
9430	Insurances	162,260.00	38,600.45	.00	129,325.32	32,934.68	80	110,820.55
9440	Utilities	200,524.00	20,196.54	28,271.49	76,013.37	96,239.14	52	62,573.27
9450	Rents/Leases	1,820.00	.00	.00	210.00	1,610.00	12	480.00
9460	Postage/Shipping	14,500.00	3,104.30	.00	6,446.94	8,053.06	44	6,382.48
9499	Miscellaneous	10,250.00	.00	.00	.00	10,250.00	0	.00
9510	Memberships	30,366.00	2,764.00	.00	15,456.68	14,909.32	51	11,535.04
9520	Employee Development	117,466.00	2,268.70	4,443.75	18,244.24	94,778.01	19	7,797.35
9940	Inventory Variance	.00	.00	.00	.22	(.22)	+++	(.02)
	<i>Contractual Services Totals</i>	\$9,773,894.43	\$477,155.45	\$1,093,993.85	\$5,370,236.97	\$3,309,663.61	66%	\$1,285,254.26
	EXPENSE TOTALS	\$17,828,304.29	\$1,026,145.49	\$1,093,993.85	\$8,168,348.57	\$8,565,961.87	52%	\$3,983,432.53
	Function 9 - Administration Totals	(\$17,828,304.29)	(\$1,026,145.49)	(\$1,093,993.85)	(\$8,168,348.57)	(\$8,565,961.87)	52%	(\$3,983,432.53)
	Fund 10 - General Fund Totals	\$73,019,009.43	\$5,067,822.10	\$5,076,028.33	\$28,777,873.76	\$39,165,107.34		\$24,339,459.74
	Grand Totals	\$73,019,009.43	\$5,067,822.10	\$5,076,028.33	\$28,777,873.76	\$39,165,107.34		\$24,339,459.74

General Fund Expense Budget by Organization

Through 05/31/23
Prior Fiscal Year Activity Included
Summary Listing

Organization	Amended Budget	Current Month Transactions	YTD Encumbrances	YTD Transactions	Budget - YTD Transactions	% Rec'd	Prior Year YTD
Fund 10 - General Fund							
EXPENSE							
Function 2 - Transfer							
Location 100 - Administrative Office							
Activity 990 - General	5,825,813.00	61,525.00	.00	5,825,813.00	.00	100	7,209,408.00
Location 100 - Administrative Office	\$5,825,813.00	\$61,525.00	\$0.00	\$5,825,813.00	\$0.00	100%	\$7,209,408.00
Function 2 - Transfer Totals	\$5,825,813.00	\$61,525.00	\$0.00	\$5,825,813.00	\$0.00	100%	\$7,209,408.00
Function 5 - Capital							
Location 100 - Administrative Office							
Activity 100 - Director/Deputy Dir Dept	50,000.00	.00	.00	.00	50,000.00	0	.00
Activity 180 - Natural Resources	40,000.00	.00	.00	34,798.55	5,201.45	87	.00
Activity 192 - Engineering	35,000.00	.00	.00	.00	35,000.00	0	.00
Location 100 - Administrative Office	\$125,000.00	\$0.00	\$0.00	\$34,798.55	\$90,201.45	28%	\$0.00
Location 102 - Lake St. Clair							
Activity 531 - Pool	6,045.00	.00	.00	6,071.00	(26.00)	100	.00
Activity 880 - Interpretive Center/Mill	11,062.77	.00	11,062.77	.00	.00	100	.00
Activity 990 - General	333,178.26	4,400.00	273,457.35	37,120.91	22,600.00	93	57,883.00
Location 102 - Lake St. Clair Totals	\$350,286.03	\$4,400.00	\$284,520.12	\$43,191.91	\$22,574.00	94%	\$57,883.00
Location 104 - Kensington							
Activity 650 - Golf Course	247,201.89	27,523.80	165,678.09	53,929.94	27,593.86	89	19,660.00
Activity 881 - Farm Learning Center	38,691.36	.00	38,691.36	.00	.00	100	.00
Activity 990 - General	368,490.88	.00	233,764.88	134,726.00	.00	100	37,717.00
Location 104 - Kensington Totals	\$654,384.13	\$27,523.80	\$438,134.33	\$188,655.94	\$27,593.86	96%	\$57,377.00
Location 106 - Lower Huron/Will/Oakwoods							
Activity 650 - Golf Course	330,330.64	.00	315,330.64	.00	15,000.00	95	5,991.17
Activity 730 - Police	150,000.00	121,410.00	.00	121,410.00	28,590.00	81	.00
Activity 990 - General	520,576.92	9,950.00	329,477.26	113,752.07	77,347.59	85	.00
Location 106 - Lower	\$1,000,907.56	\$131,360.00	\$644,807.90	\$235,162.07	\$120,937.59	88%	\$5,991.17
Location 108 - Hudson Mills/Dexter/Delhi							
Activity 650 - Golf Course	200,838.33	.00	115,317.89	35,520.44	50,000.00	75	.00
Activity 990 - General	166,000.00	.00	.00	.00	166,000.00	0	.00
Location 108 - Hudson	\$366,838.33	\$0.00	\$115,317.89	\$35,520.44	\$216,000.00	41%	\$0.00
Location 109 - Stony Creek							
Activity 650 - Golf Course	107,856.00	.00	57,856.00	.00	50,000.00	54	.00
Activity 990 - General	489,539.77	118,085.13	196,090.05	123,685.13	169,764.59	65	69,175.40
Location 109 - Stony Creek Totals	\$597,395.77	\$118,085.13	\$253,946.05	\$123,685.13	\$219,764.59	63%	\$69,175.40
Location 112 - Lake Erie							
Activity 650 - Golf Course	92,099.77	.00	89,919.57	.00	2,180.20	98	.00

General Fund Expense Budget by Organization

Through 05/31/23
Prior Fiscal Year Activity Included
Summary Listing

Organization	Amended Budget	Current Month Transactions	YTD Encumbrances	YTD Transactions	Budget - YTD Transactions	% Rec'd	Prior Year YTD
Fund 10 - General Fund							
EXPENSE							
Function 5 - Capital							
Location 112 - Lake Erie							
Activity 880 - Interpretive Center/Mill	30,573.36	.00	30,573.36	.00	.00	100	.00
Activity 990 - General	84,563.68	.00	84,563.68	.00	.00	100	163,403.17
Location 112 - Lake Erie Totals	\$207,236.81	\$0.00	\$205,056.61	\$0.00	\$2,180.20	99%	\$163,403.17
Location 113 - Wolcott							
Activity 630 - Activity Center Rental	42,218.00	.00	42,218.00	.00	.00	100	.00
Activity 990 - General	37,340.30	16,940.29	.00	23,290.29	14,050.01	62	.00
Location 113 - Wolcott Totals	\$79,558.30	\$16,940.29	\$42,218.00	\$23,290.29	\$14,050.01	82%	\$0.00
Location 115 - Indian Springs							
Activity 650 - Golf Course	788,072.48	.00	748,072.48	.00	40,000.00	95	.00
Location 115 - Indian Springs Totals	\$788,072.48	\$0.00	\$748,072.48	\$0.00	\$40,000.00	95%	\$0.00
Location 116 - Huron Meadows							
Activity 650 - Golf Course	88,865.64	.00	43,865.64	.00	45,000.00	49	.00
Activity 990 - General	91,970.67	.00	34,913.39	57,057.28	.00	100	45,565.00
Location 116 - Huron Meadows Totals	\$180,836.31	\$0.00	\$78,779.03	\$57,057.28	\$45,000.00	75%	\$45,565.00
Function 5 - Capital Totals	\$4,350,515.72	\$298,309.22	\$2,810,852.41	\$741,361.61	\$798,301.70	82%	\$399,394.74
Function 7 - Major Maintenance							
Location 100 - Administrative Office							
Activity 192 - Engineering	87,919.99	.00	.00	.00	87,919.99	0	.00
Activity 710 - Administrative	.00	.00	.00	.00	.00	+++	17,957.00
Location 100 - Administrative Office	\$87,919.99	\$0.00	\$0.00	\$0.00	\$87,919.99	0%	\$17,957.00
Location 102 - Lake St. Clair							
Activity 540 - Dockage/Boat Storage	2,411.72	2,019.96	.00	2,411.72	.00	100	494.90
Activity 990 - General	735,990.95	148,398.91	.00	366,919.95	369,071.00	50	57,455.56
Location 102 - Lake St. Clair Totals	\$738,402.67	\$150,418.87	\$0.00	\$369,331.67	\$369,071.00	50%	\$57,950.46
Location 104 - Kensington							
Activity 535 - Sprayzone	95,797.06	4,509.84	88,600.00	7,197.06	.00	100	.00
Activity 650 - Golf Course	60,360.50	.00	22,579.50	.00	37,781.00	37	18,828.60
Activity 710 - Administrative	12,871.00	.00	.00	12,781.00	90.00	99	.00
Activity 990 - General	905,617.28	5,835.00	99,458.74	43,392.50	762,766.04	16	7,987.13
Location 104 - Kensington Totals	\$1,074,645.84	\$10,344.84	\$210,638.24	\$63,370.56	\$800,637.04	25%	\$26,815.73
Location 106 - Lower Huron/Will/Oakwoods							
Activity 532 - Waterpark	50,088.60	.00	50,088.60	.00	.00	100	21,767.55
Activity 590 - Tolling	57,511.70	54,250.37	.00	75,305.94	(17,794.24)	131	.00
Activity 990 - General	994,375.01	4,916.20	.00	17,285.01	977,090.00	2	29,339.96

General Fund Expense Budget by Organization

Through 05/31/23
 Prior Fiscal Year Activity Included
 Summary Listing

Organization	Amended Budget	Current Month Transactions	YTD Encumbrances	YTD Transactions	Budget - YTD Transactions	% Rec'd	Prior Year YTD
Fund 10 - General Fund							
EXPENSE							
Function 7 - Major Maintenance							
Location 106 - Lower	\$1,101,975.31	\$59,166.57	\$50,088.60	\$92,590.95	\$959,295.76	13%	\$51,107.51
Location 108 - Hudson Mills/Dexter/Delhi							
Activity 650 - Golf Course	2,562.25	354.05	78,625.00	2,562.25	(78,625.00)	3169	.00
Activity 710 - Administrative	19,682.00	19,681.50	.00	19,681.50	.50	100	.00
Activity 990 - General	254,000.00	.00	.00	.00	254,000.00	0	.00
Location 108 - Hudson	\$276,244.25	\$20,035.55	\$78,625.00	\$22,243.75	\$175,375.50	37%	\$0.00
Location 109 - Stony Creek							
Activity 538 - Beach	32,315.88	11,857.01	.00	32,315.88	.00	100	.00
Activity 650 - Golf Course	15,000.00	3,573.00	.00	3,573.00	11,427.00	24	20,250.00
Activity 990 - General	596,560.00	25,000.00	64,260.45	71,287.40	461,012.15	23	305.46
Location 109 - Stony Creek Totals	\$643,875.88	\$40,430.01	\$64,260.45	\$107,176.28	\$472,439.15	27%	\$20,555.46
Location 112 - Lake Erie							
Activity 531 - Pool	136,223.65	37,094.00	53,871.73	82,747.92	(396.00)	100	1,856.11
Activity 650 - Golf Course	15,000.00	.00	12,680.00	.00	2,320.00	85	23,350.00
Activity 880 - Interpretive Center/Mill	.00	.00	.00	.00	.00	+++	1,695.25
Activity 990 - General	403,342.51	.00	6,000.00	61,468.51	335,874.00	17	15,632.21
Location 112 - Lake Erie Totals	\$554,566.16	\$37,094.00	\$72,551.73	\$144,216.43	\$337,798.00	39%	\$42,533.57
Location 113 - Wolcott							
Activity 881 - Farm Learning Center	.00	.00	.00	.00	.00	+++	6,864.03
Activity 990 - General	140,800.00	.00	.00	.00	140,800.00	0	.00
Location 113 - Wolcott Totals	\$140,800.00	\$0.00	\$0.00	\$0.00	\$140,800.00	0%	\$6,864.03
Location 115 - Indian Springs							
Activity 650 - Golf Course	115,036.66	.00	9,500.00	105,536.66	.00	100	11,700.00
Activity 883 - Environmental Disc	.00	.00	.00	.00	.00	+++	2,347.07
Activity 990 - General	281,500.00	.00	.00	.00	281,500.00	0	.00
Location 115 - Indian Springs Totals	\$396,536.66	\$0.00	\$9,500.00	\$105,536.66	\$281,500.00	29%	\$14,047.07
Location 116 - Huron Meadows							
Activity 650 - Golf Course	88,882.28	86,131.58	.00	88,882.28	.00	100	76.36
Location 116 - Huron Meadows Totals	\$88,882.28	\$86,131.58	\$0.00	\$88,882.28	\$0.00	100%	\$76.36
Function 7 - Major Maintenance Totals	\$5,103,849.04	\$403,621.42	\$485,664.02	\$993,348.58	\$3,624,836.44	29%	\$237,907.19
Function 8 - Operations							
Location 100 - Administrative Office							
Activity 380 - Outside Lease/Rent	34,000.00	.00	.00	10,155.02	23,844.98	30	9,068.02
Activity 590 - Tolling	21,150.00	2,196.44	.00	12,239.38	8,910.62	58	10,126.79
Activity 710 - Administrative	911,100.00	.00	.00	.00	911,100.00	0	.00

37/219

General Fund Expense Budget by Organization

Through 05/31/23
 Prior Fiscal Year Activity Included
 Summary Listing

Organization	Amended Budget	Current Month Transactions	YTD Encumbrances	YTD Transactions	Budget - YTD Transactions	% Rec'd	Prior Year YTD
Fund 10 - General Fund							
EXPENSE							
Function 8 - Operations							
Location 100 - Administrative Office							
Activity 730 - Police	.00	.00	.00	7.46	(7.46)	+++	.00
Location 100 - Administrative Office	\$966,250.00	\$2,196.44	\$0.00	\$22,401.86	\$943,848.14	2%	\$19,194.81
Location 102 - Lake St. Clair							
Activity 180 - Natural Resources	34,952.00	1,769.06	.00	4,374.76	30,577.24	13	14,642.02
Activity 531 - Pool	338,713.00	8,281.75	8,350.00	26,647.34	303,715.66	10	37,510.24
Activity 535 - Sprayzone	12,997.00	1,382.85	.00	3,835.92	9,161.08	30	1,410.00
Activity 538 - Beach	20,217.00	4,734.42	5,348.00	5,816.75	9,052.25	55	2,032.63
Activity 540 - Dockage/Boat Storage	84,743.00	11,427.20	.00	15,517.83	69,225.17	18	10,170.41
Activity 565 - Plaza Concession	5,600.00	.00	.00	1,097.21	4,502.79	20	.00
Activity 590 - Tolling	138,191.00	11,779.97	.00	38,224.12	99,966.88	28	30,576.67
Activity 630 - Activity Center Rental	50,978.00	1,570.32	2,740.00	8,730.46	39,507.54	23	21,936.60
Activity 640 - Shelter Reservations	1,000.00	.00	.00	.00	1,000.00	0	.00
Activity 655 - Par 3/Foot Golf	120,346.80	14,352.78	1,000.00	21,005.72	98,341.08	18	27,524.75
Activity 660 - Disc/Adventure Golf	24,020.20	1,792.68	.00	1,889.74	22,130.46	8	1,354.08
Activity 670 - Trackless Train	39,276.00	3,058.87	.00	3,266.43	36,009.57	8	944.36
Activity 700 - Special Events	75,857.52	1,265.69	30,000.00	13,714.83	32,142.69	58	6,995.60
Activity 710 - Administrative	780,860.00	64,867.88	.00	271,967.75	508,892.25	35	274,998.77
Activity 730 - Police	834,352.00	67,787.24	517.08	288,471.48	545,363.44	35	285,605.28
Activity 870 - Wildlife Management	25,200.00	1,742.00	12,194.00	3,484.00	9,522.00	62	.00
Activity 880 - Interpretive Center/Mill	340,146.00	30,390.27	.00	132,079.89	208,066.11	39	127,435.39
Activity 940 - Heart Lab-LSC	.00	.00	.00	.00	.00	+++	75.13
Activity 990 - General	1,868,906.92	152,090.81	11,028.09	662,061.89	1,195,816.94	36	618,421.81
Activity 991 - Joint Government Maint	68,439.00	2,877.11	.00	8,832.53	59,606.47	13	6,709.98
Location 102 - Lake St. Clair Totals	\$4,864,795.44	\$381,170.90	\$71,177.17	\$1,511,018.65	\$3,282,599.62	33%	\$1,468,343.72
Location 104 - Kensington							
Activity 180 - Natural Resources	164,718.00	6,563.20	38,000.00	101,409.11	25,308.89	85	88,273.51
Activity 535 - Sprayzone	185,048.00	7,425.97	9,243.00	26,968.97	148,836.03	20	24,692.30
Activity 538 - Beach	247,358.00	24,217.82	128.00	41,519.29	205,710.71	17	30,102.44
Activity 540 - Dockage/Boat Storage	3,846.00	156.22	.00	532.99	3,313.01	14	2,463.30
Activity 550 - Boat Rental	167,854.00	12,935.06	.00	31,350.85	136,503.15	19	23,278.14
Activity 560 - Excursion Boat	50,734.00	2,083.93	.00	3,710.95	47,023.05	7	2,722.77
Activity 580 - Cross Country Skiing	27,592.00	526.37	.00	6,161.36	21,430.64	22	12,001.65
Activity 590 - Tolling	345,109.96	29,768.26	2,526.96	97,014.00	245,569.00	29	96,182.56
Activity 615 - Group Camping	775.00	50.00	.00	50.00	725.00	6	61.98

38/219

General Fund Expense Budget by Organization

Through 05/31/23
Prior Fiscal Year Activity Included
Summary Listing

Organization	Amended Budget	Current Month Transactions	YTD Encumbrances	YTD Transactions	Budget - YTD Transactions	% Rec'd	Prior Year YTD
Fund 10 - General Fund							
EXPENSE							
Function 8 - Operations							
Location 104 - Kensington							
Activity 635 - Mobile Stage	5,801.00	.00	.00	.00	5,801.00	0	212.50
Activity 650 - Golf Course	805,361.00	79,277.83	2,786.64	270,445.45	532,128.91	34	299,812.13
Activity 660 - Disc/Adventure Golf	86,704.96	7,919.62	.00	19,488.81	67,216.15	22	13,741.14
Activity 700 - Special Events	80,793.00	.00	19,500.00	1,860.00	59,433.00	26	550.00
Activity 710 - Administrative	1,018,584.00	90,116.09	.00	349,050.31	669,533.69	34	402,510.41
Activity 730 - Police	1,150,324.20	113,403.05	517.08	469,098.14	680,708.98	41	386,575.30
Activity 870 - Wildlife Management	46,526.00	1,948.36	10,465.00	29,321.65	6,739.35	86	21,146.21
Activity 880 - Interpretive Center/Mill	421,981.00	33,534.57	.00	156,913.82	265,067.18	37	146,346.03
Activity 881 - Farm Learning Center	911,019.00	73,475.23	47.95	307,588.13	603,382.92	34	327,649.69
Activity 882 - Mobile Learning Center	209,167.00	16,464.33	.00	79,388.51	129,778.49	38	61,334.37
Activity 990 - General	2,248,478.00	188,538.00	53,959.30	946,721.16	1,247,797.54	45	908,362.96
Activity 991 - Joint Government Maint	31,806.00	1,031.52	.00	1,031.52	30,774.48	3	328.00
Location 104 - Kensington Totals	\$8,209,580.12	\$689,435.43	\$137,173.93	\$2,939,625.02	\$5,132,781.17	37%	\$2,848,347.39
Location 106 - Lower Huron/Will/Oakwoods							
Activity 180 - Natural Resources	154,582.00	3,873.80	71,000.00	23,052.85	60,529.15	61	16,929.83
Activity 531 - Pool	251,761.00	23,097.22	.00	51,910.00	199,851.00	21	48,867.16
Activity 532 - Waterpark	870,770.00	31,818.35	.00	83,745.52	787,024.48	10	86,108.69
Activity 550 - Boat Rental	10,226.00	.00	.00	246.00	9,980.00	2	2,483.58
Activity 590 - Tolling	277,794.00	20,856.78	.00	51,649.25	226,144.75	19	55,528.33
Activity 610 - Family Camping	8,808.00	321.40	.00	752.16	8,055.84	9	608.95
Activity 615 - Group Camping	330.00	.00	.00	178.00	152.00	54	.00
Activity 650 - Golf Course	689,442.00	78,718.23	2,408.06	188,593.08	498,440.86	28	151,394.82
Activity 660 - Disc/Adventure Golf	6,300.00	.00	.00	.00	6,300.00	0	7,220.31
Activity 700 - Special Events	98,243.00	6,814.52	12,000.00	8,983.27	77,259.73	21	240.10
Activity 710 - Administrative	881,364.00	67,960.15	.00	311,864.91	569,499.09	35	307,090.57
Activity 730 - Police	998,692.00	75,786.87	35,857.08	333,432.64	629,402.28	37	311,364.10
Activity 870 - Wildlife Management	28,444.00	.00	.00	16,081.38	12,362.62	57	21,770.38
Activity 880 - Interpretive Center/Mill	324,377.00	23,938.55	.00	111,695.56	212,681.44	34	137,133.52
Activity 882 - Mobile Learning Center	201,941.00	13,926.62	.00	72,233.17	129,707.83	36	91,343.60
Activity 884 - Community Outreach	373,513.00	21,161.36	1,913.72	94,374.68	277,224.60	26	28,067.05
Activity 990 - General	2,283,230.00	194,096.64	24,797.81	879,431.29	1,379,000.90	40	821,036.22
Location 106 - Lower	\$7,459,817.00	\$562,370.49	\$147,976.67	\$2,228,223.76	\$5,083,616.57	32%	\$2,087,187.21
Location 108 - Hudson Mills/Dexter/Delhi							
Activity 180 - Natural Resources	79,204.00	7,034.39	36,000.00	42,997.13	206.87	100	1,931.28

General Fund Expense Budget by Organization

Through 05/31/23
 Prior Fiscal Year Activity Included
 Summary Listing

Organization	Amended Budget	Current Month Transactions	YTD Encumbrances	YTD Transactions	Budget - YTD Transactions	% Rec'd	Prior Year YTD
Fund 10 - General Fund							
EXPENSE							
Function 8 - Operations							
Location 108 - Hudson Mills/Dexter/Delhi							
Activity 550 - Boat Rental	7,150.00	.00	.00	.00	7,150.00	0	3,670.00
Activity 580 - Cross Country Skiing	7,000.00	.00	.00	308.06	6,691.94	4	1,397.29
Activity 590 - Tolling	100,980.00	6,426.87	.00	20,140.61	80,839.39	20	18,745.80
Activity 615 - Group Camping	640.00	.00	.00	38.99	601.01	6	.00
Activity 650 - Golf Course	646,795.00	67,731.13	5,546.15	216,299.41	424,949.44	34	219,894.49
Activity 660 - Disc/Adventure Golf	13,886.00	1,172.97	.00	4,840.28	9,045.72	35	5,034.49
Activity 700 - Special Events	49,276.00	3,486.70	3,000.00	11,035.04	35,240.96	28	1,040.00
Activity 710 - Administrative	593,905.00	52,051.02	313.20	235,280.17	358,311.63	40	251,895.84
Activity 730 - Police	560,332.00	56,256.25	517.08	246,638.41	313,176.51	44	205,271.54
Activity 870 - Wildlife Management	13,676.00	213.83	.00	9,278.23	4,397.77	68	11,601.96
Activity 880 - Interpretive Center/Mill	141,615.00	9,822.47	.00	55,209.57	86,405.43	39	53,296.81
Activity 990 - General	743,849.00	62,648.78	9,471.20	300,147.75	434,230.05	42	275,598.72
Activity 991 - Joint Government Maint	19,393.00	1,251.23	.00	2,142.39	17,250.61	11	496.52
Location 108 - Hudson	\$2,977,701.00	\$268,095.64	\$54,847.63	\$1,144,356.04	\$1,778,497.33	40%	\$1,049,874.74
Location 109 - Stony Creek							
Activity 180 - Natural Resources	162,921.00	8,510.03	33,000.00	20,323.72	109,597.28	33	26,763.55
Activity 537 - Ripslide	57,335.00	19,928.00	.00	19,928.00	37,407.00	35	11,491.90
Activity 538 - Beach	330,121.00	43,341.46	2,773.00	73,427.38	253,920.62	23	59,340.12
Activity 540 - Dockage/Boat Storage	22,383.00	2,465.31	811.32	12,232.20	9,339.48	58	7,659.35
Activity 550 - Boat Rental	98,208.00	4,563.36	.00	6,923.64	91,284.36	7	10,911.90
Activity 580 - Cross Country Skiing	5,941.00	10.19	.00	2,666.09	3,274.91	45	5,994.88
Activity 590 - Tolling	171,390.00	16,562.47	.00	48,789.30	122,600.70	28	50,946.64
Activity 610 - Family Camping	19,217.00	7,752.19	.00	8,271.93	10,945.07	43	2,144.27
Activity 635 - Mobile Stage	2,000.00	1,921.75	.00	1,921.75	78.25	96	.00
Activity 650 - Golf Course	822,845.00	102,155.44	7,308.06	280,894.76	534,642.18	35	290,371.55
Activity 660 - Disc/Adventure Golf	36,124.00	2,304.26	.00	3,413.19	32,710.81	9	12,082.17
Activity 700 - Special Events	81,381.00	1,861.76	30,000.00	8,465.92	42,915.08	47	3,821.50
Activity 710 - Administrative	846,780.00	80,819.94	.00	332,369.45	514,410.55	39	299,017.30
Activity 730 - Police	1,009,344.00	77,042.63	624.08	306,732.23	701,987.69	30	310,200.93
Activity 870 - Wildlife Management	32,165.00	1,300.00	9,100.00	16,703.77	6,361.23	80	8,458.12
Activity 880 - Interpretive Center/Mill	410,415.00	28,815.18	5,300.00	136,852.73	268,262.27	35	147,577.91
Activity 882 - Mobile Learning Center	200,209.00	15,739.39	.00	76,834.09	123,374.91	38	64,093.95
Activity 990 - General	1,806,718.00	146,030.23	40,062.28	615,029.93	1,151,625.79	36	607,022.18
Activity 991 - Joint Government Maint	5,411.00	1,576.68	.00	1,576.68	3,834.32	29	551.80

40/219

General Fund Expense Budget by Organization

Through 05/31/23
Prior Fiscal Year Activity Included
Summary Listing

Organization	Amended Budget	Current Month Transactions	YTD Encumbrances	YTD Transactions	Budget - YTD Transactions	% Rec'd	Prior Year YTD
Fund 10 - General Fund							
EXPENSE							
Function 8 - Operations							
Location 109 - Stony Creek Totals	\$6,120,908.00	\$562,700.27	\$128,978.74	\$1,973,356.76	\$4,018,572.50	34%	\$1,918,450.02
Location 112 - Lake Erie							
Activity 180 - Natural Resources	55,383.00	363.20	.00	28,199.44	27,183.56	51	5,964.73
Activity 531 - Pool	143,980.00	5,926.34	.00	16,633.83	127,346.17	12	11,223.62
Activity 540 - Dockage/Boat Storage	123,627.00	8,621.48	1,000.00	28,164.29	94,462.71	24	24,801.02
Activity 590 - Tolling	70,192.00	4,779.37	.00	20,390.69	49,801.31	29	17,585.32
Activity 640 - Shelter Reservations	300.00	.00	.00	.00	300.00	0	.00
Activity 650 - Golf Course	706,688.42	79,903.68	5,531.46	245,722.64	455,434.32	36	166,795.56
Activity 700 - Special Events	47,400.00	5,190.79	12,000.00	8,856.32	26,543.68	44	240.10
Activity 710 - Administrative	688,958.00	55,757.35	.00	246,182.46	442,775.54	36	250,364.08
Activity 730 - Police	807,930.00	54,549.34	518.32	251,228.39	556,183.29	31	261,349.67
Activity 870 - Wildlife Management	5,100.40	.00	.00	5,481.53	(381.13)	107	12,266.50
Activity 880 - Interpretive Center/Mill	320,495.00	24,999.03	1,059.98	127,571.43	191,863.59	40	103,598.93
Activity 990 - General	1,103,639.00	90,105.56	533.70	433,516.95	669,588.35	39	436,469.13
Location 112 - Lake Erie Totals	\$4,073,692.82	\$330,196.14	\$20,643.46	\$1,411,947.97	\$2,641,101.39	35%	\$1,290,658.66
Location 113 - Wolcott							
Activity 180 - Natural Resources	33,251.00	3,379.73	14,000.00	7,788.54	11,462.46	66	881.65
Activity 590 - Tolling	8,605.00	771.93	.00	1,072.33	7,532.67	12	923.18
Activity 615 - Group Camping	4,706.00	692.53	.00	2,780.64	1,925.36	59	2,826.14
Activity 630 - Activity Center Rental	25,370.00	1,728.59	.00	8,798.40	16,571.60	35	8,366.12
Activity 710 - Administrative	48,152.00	7,604.24	.00	19,641.56	28,510.44	41	18,715.69
Activity 730 - Police	153,377.00	10,729.91	.00	52,117.91	101,259.09	34	41,708.11
Activity 880 - Interpretive Center/Mill	75,709.00	6,363.89	.00	30,882.57	44,826.43	41	36,602.01
Activity 881 - Farm Learning Center	958,124.00	93,160.52	8,590.00	359,775.71	589,758.29	38	338,985.71
Activity 990 - General	266,385.00	26,583.90	2,633.27	101,638.39	162,113.34	39	102,867.81
Location 113 - Wolcott Totals	\$1,573,679.00	\$151,015.24	\$25,223.27	\$584,496.05	\$963,959.68	39%	\$551,876.42
Location 115 - Indian Springs							
Activity 180 - Natural Resources	143,892.00	.00	66,520.26	10,157.30	67,214.44	53	8,787.79
Activity 535 - Sprayzone	7,654.00	246.15	.00	2,902.20	4,751.80	38	8,923.18
Activity 580 - Cross Country Skiing	5,669.00	.00	.00	464.13	5,204.87	8	104.10
Activity 590 - Tolling	70,443.00	4,783.00	.00	19,149.14	51,293.86	27	22,783.80
Activity 630 - Activity Center Rental	23,580.00	2,511.68	.00	4,463.55	19,116.45	19	12,618.51
Activity 650 - Golf Course	804,807.00	120,658.22	2,407.46	300,104.49	502,295.05	38	284,512.88
Activity 700 - Special Events	7,500.00	.00	.00	.00	7,500.00	0	.00
Activity 710 - Administrative	298,095.00	16,001.11	.00	93,929.50	204,165.50	32	110,624.30

General Fund Expense Budget by Organization

Through 05/31/23
Prior Fiscal Year Activity Included
Summary Listing

Organization	Amended Budget	Current Month Transactions	YTD Encumbrances	YTD Transactions	Budget - YTD Transactions	% Rec'd	Prior Year YTD
Fund 10 - General Fund							
EXPENSE							
Function 8 - Operations							
Location 115 - Indian Springs							
Activity 730 - Police	188,190.00	2,774.98	.00	7,466.04	180,723.96	4	65,995.20
Activity 870 - Wildlife Management	12,706.00	105.96	.00	12,745.65	(39.65)	100	12,726.09
Activity 880 - Interpretive Center/Mill	.00	.00	.00	.00	.00	+++	91.00
Activity 883 - Environmental Disc	445,530.00	34,100.82	.00	176,770.03	268,759.97	40	160,348.43
Activity 990 - General	361,261.00	22,883.07	3,452.00	130,223.83	227,585.17	37	157,688.60
Location 115 - Indian Springs Totals	<u>\$2,369,327.00</u>	<u>\$204,064.99</u>	<u>\$72,379.72</u>	<u>\$758,375.86</u>	<u>\$1,538,571.42</u>	35%	<u>\$845,203.88</u>
Location 116 - Huron Meadows							
Activity 180 - Natural Resources	52,644.00	.00	24,710.00	716.40	27,217.60	48	.00
Activity 580 - Cross Country Skiing	72,627.00	.00	.00	44,405.41	28,221.59	61	51,346.11
Activity 590 - Tolling	3,584.00	.00	.00	.00	3,584.00	0	1,215.99
Activity 650 - Golf Course	680,067.00	88,129.07	2,407.46	255,229.24	422,430.30	38	217,479.37
Activity 700 - Special Events	10,000.00	132.50	.00	2,754.87	7,245.13	28	.00
Activity 710 - Administrative	79,570.00	9,475.37	.00	35,994.54	43,575.46	45	34,339.87
Activity 730 - Police	139,993.00	3,863.15	.00	22,608.62	117,384.38	16	12,456.34
Activity 870 - Wildlife Management	300.00	.00	.00	.00	300.00	0	.00
Activity 990 - General	255,992.00	25,375.34	.00	113,490.95	142,501.05	44	113,342.75
Location 116 - Huron Meadows Totals	<u>\$1,294,777.00</u>	<u>\$126,975.43</u>	<u>\$27,117.46</u>	<u>\$475,200.03</u>	<u>\$792,459.51</u>	39%	<u>\$430,180.43</u>
Function 8 - Operations Totals	<u>\$39,910,527.38</u>	<u>\$3,278,220.97</u>	<u>\$685,518.05</u>	<u>\$13,049,002.00</u>	<u>\$26,176,007.33</u>	34%	<u>\$12,509,317.28</u>
Function 9 - Administration							
Location 100 - Administrative Office							
Activity 100 - Director/Deputy Dir Dept	1,288,495.15	91,797.37	184,189.85	454,963.93	649,341.37	50	353,087.34
Activity 102 - Diversity, Equity &	669,093.00	60,333.45	650.00	225,571.10	442,871.90	34	134,437.74
Activity 110 - Finance Department	1,046,022.00	98,957.54	11,189.56	415,839.66	618,992.78	41	372,114.84
Activity 120 - Human Resource	900,218.38	51,293.67	.00	262,964.24	637,254.14	29	236,425.31
Activity 130 -	1,708,897.62	144,256.18	403,503.00	474,618.13	830,776.49	51	472,436.27
Activity 140 - Information Technology	1,850,697.00	201,669.81	83,539.06	615,498.44	1,151,659.50	38	720,008.02
Activity 150 - Purchasing Department	271,476.00	21,238.95	.00	79,255.87	192,220.13	29	58,067.77
Activity 180 - Natural Resources	900,884.00	50,658.02	21,190.89	262,513.67	617,179.44	31	230,494.82
Activity 190 - Planning	1,102,440.25	59,481.31	243,545.17	296,974.55	561,920.53	49	372,351.70
Activity 192 - Engineering	1,624,403.89	45,491.56	91,809.83	351,109.36	1,181,484.70	27	420,433.65
Activity 700 - Special Events	15,000.00	1,952.33	.00	11,671.15	3,328.85	78	.00
Activity 710 - Administrative	749,810.00	117,113.11	2,940.00	333,619.70	413,250.30	45	255,066.75

General Fund Expense Budget by Organization

Through 05/31/23
Prior Fiscal Year Activity Included
Summary Listing

Organization	Amended Budget	Current Month Transactions	YTD Encumbrances	YTD Transactions	Budget - YTD Transactions	% Rec'd	Prior Year YTD
Fund 10 - General Fund							
EXPENSE							
Function 9 - Administration							
Location 100 - Administrative Office							
Activity 730 - Police	636,278.00	51,827.71	.00	260,814.39	375,463.61	41	250,559.83
Activity 880 - Interpretive Center/Mill	306,154.00	21,968.50	32,261.49	78,182.75	195,709.76	36	106,585.31
Activity 991 - Joint Government Maint	4,758,435.00	8,105.98	19,175.00	4,044,751.63	694,508.37	85	1,363.18
Location 100 - Administrative Office	<u>\$17,828,304.29</u>	<u>\$1,026,145.49</u>	<u>\$1,093,993.85</u>	<u>\$8,168,348.57</u>	<u>\$8,565,961.87</u>	52%	<u>\$3,983,432.53</u>
Function 9 - Administration Totals	<u>\$17,828,304.29</u>	<u>\$1,026,145.49</u>	<u>\$1,093,993.85</u>	<u>\$8,168,348.57</u>	<u>\$8,565,961.87</u>	52%	<u>\$3,983,432.53</u>
EXPENSE TOTALS	<u>\$73,019,009.43</u>	<u>\$5,067,822.10</u>	<u>\$5,076,028.33</u>	<u>\$28,777,873.76</u>	<u>\$39,165,107.34</u>	46%	<u>\$24,339,459.74</u>
Fund 10 - General Fund Totals	<u>\$73,019,009.43</u>	<u>\$5,067,822.10</u>	<u>\$5,076,028.33</u>	<u>\$28,777,873.76</u>	<u>\$39,165,107.34</u>		<u>\$24,339,459.74</u>
Grand Totals	<u>\$73,019,009.43</u>	<u>\$5,067,822.10</u>	<u>\$5,076,028.33</u>	<u>\$28,777,873.76</u>	<u>\$39,165,107.34</u>		<u>\$24,339,459.74</u>

Suppl Maj Mnt Fund Balance Sheet

Through 05/31/23
Summary Listing

Classification	Current YTD Balance	Prior Year YTD Total	Net Change	Change %
Fund Category Governmental Funds				
Fund Type Special Revenue Funds				
Fund 20 - Supplemental Maj Mnt Fund				
ASSETS				
<i>ASSETS</i>				
<i>INVESTMENTS</i>				
Comerica Restricted Funds	5,254,861.92	5,105,345.83	149,516.09	2.93
<i>INVESTMENTS Totals</i>	<u>\$5,254,861.92</u>	<u>\$5,105,345.83</u>	<u>\$149,516.09</u>	<u>2.93%</u>
<i>ASSETS Totals</i>	<u>\$5,254,861.92</u>	<u>\$5,105,345.83</u>	<u>\$149,516.09</u>	<u>2.93%</u>
ASSETS TOTALS	<u>\$5,254,861.92</u>	<u>\$5,105,345.83</u>	<u>\$149,516.09</u>	<u>2.93%</u>
LIABILITIES AND FUND EQUITY				
LIABILITIES				
<i>LIABILITIES</i>				
<i>CURRENT LIABILITIES</i>				
Contract Retainage Payabl	(.01)	(.01)	.00	.00
<i>CURRENT LIABILITIES Totals</i>	<u>(\$0.01)</u>	<u>(\$0.01)</u>	<u>\$0.00</u>	<u>0.00%</u>
<i>LIABILITIES Totals</i>	<u>(\$0.01)</u>	<u>(\$0.01)</u>	<u>\$0.00</u>	<u>0.00%</u>
LIABILITIES TOTALS	<u>(\$0.01)</u>	<u>(\$0.01)</u>	<u>\$0.00</u>	<u>0.00%</u>
FUND EQUITY				
<i>FUND BALANCE</i>				
<i>UNASSIGNED FUND BALANCE</i>				
Reserve Future Contingen.	5,103,380.90	5,103,380.90	.00	.00
<i>UNASSIGNED FUND BALANCE Totals</i>	<u>\$5,103,380.90</u>	<u>\$5,103,380.90</u>	<u>\$0.00</u>	<u>0.00%</u>
<i>FUND BALANCE Totals</i>	<u>\$5,103,380.90</u>	<u>\$5,103,380.90</u>	<u>\$0.00</u>	<u>0.00%</u>
FUND EQUITY TOTALS Prior to Current Year Changes	<u>\$5,103,380.90</u>	<u>\$5,103,380.90</u>	<u>\$0.00</u>	<u>0.00%</u>
Prior Year Fund Equity Adjustment	(59,365.13)			
Fund Revenues	(92,115.90)			
Fund Expenses	.00			
FUND EQUITY TOTALS	<u>\$5,254,861.93</u>	<u>\$5,103,380.90</u>	<u>\$151,481.03</u>	<u>2.97%</u>
LIABILITIES AND FUND EQUITY	<u>\$5,254,861.92</u>	<u>\$5,103,380.89</u>	<u>\$151,481.03</u>	<u>2.97%</u>
Fund 20 - Supplemental Maj Mnt Fund Totals	<u>\$0.00</u>	<u>\$1,964.94</u>	<u>(\$1,964.94)</u>	<u>(100.00%)</u>
Fund Type Special Revenue Funds Totals	<u>\$0.00</u>	<u>\$1,964.94</u>	<u>(\$1,964.94)</u>	<u>(100.00%)</u>
Fund Category Governmental Funds Totals	<u>\$0.00</u>	<u>\$1,964.94</u>	<u>(\$1,964.94)</u>	<u>(100.00%)</u>
Grand Totals	<u>\$0.00</u>	<u>\$1,964.94</u>	<u>(\$1,964.94)</u>	<u>(100.00%)</u>

Supplemental Maj Mnt Fund Revenue Budget Performance

Fiscal Year to Date 05/31/23

Include Rollup Account and Rollup to Account

Account	Account Description	Amended Budget	Current Month Transactions	YTD Encumbrances	YTD Transactions	Budget - YTD Transactions	% Rec'd	Prior Year YTD
Fund 20 - Supplemental Maj Mnt Fund								
Function 9 - Administration								
REVENUE								
<i>Revenue</i>								
4500	Interest Income	.00	19,832.32	.00	92,115.90	(92,115.90)	+++	1,964.94
	<i>Revenue Totals</i>	\$0.00	\$19,832.32	\$0.00	\$92,115.90	(\$92,115.90)	+++	\$1,964.94
	REVENUE TOTALS	\$0.00	\$19,832.32	\$0.00	\$92,115.90	(\$92,115.90)	+++	\$1,964.94
	Function 9 - Administration Totals	\$0.00	\$19,832.32	\$0.00	\$92,115.90	(\$92,115.90)	+++	\$1,964.94
	Fund 20 - Supplemental Maj Mnt Fund Totals	\$0.00	\$19,832.32	\$0.00	\$92,115.90	(\$92,115.90)		\$1,964.94
	Grand Totals	\$0.00	\$19,832.32	\$0.00	\$92,115.90	(\$92,115.90)		\$1,964.94

Supplemental Maj Mnt Fund Revenue Budget by Organization

Through 05/31/23
 Prior Fiscal Year Activity Included
 Summary Listing

Organization	Amended Budget	Current Month Transactions	YTD Encumbrances	YTD Transactions	Budget - YTD Transactions	% Rec'd	Prior Year YTD
Fund 20 - Supplemental Maj Mnt Fund							
REVENUE							
Function 9 - Administration							
Location 100 - Administrative Office							
Activity 990 - General							
Category 70 - Other	.00	19,832.32	.00	92,115.90	(92,115.90)	+++	1,964.94
Activity 990 - General Totals	\$0.00	\$19,832.32	\$0.00	\$92,115.90	(\$92,115.90)	+++	\$1,964.94
Location 100 - Administrative Office	\$0.00	\$19,832.32	\$0.00	\$92,115.90	(\$92,115.90)	+++	\$1,964.94
Function 9 - Administration Totals	\$0.00	\$19,832.32	\$0.00	\$92,115.90	(\$92,115.90)	+++	\$1,964.94
REVENUE TOTALS	\$0.00	\$19,832.32	\$0.00	\$92,115.90	(\$92,115.90)	+++	\$1,964.94
Fund 20 - Supplemental Maj Mnt Fund Totals	\$0.00	\$19,832.32	\$0.00	\$92,115.90	(\$92,115.90)		\$1,964.94
Grand Totals	\$0.00	\$19,832.32	\$0.00	\$92,115.90	(\$92,115.90)		\$1,964.94

Capital Project Fund Balance Sheet

Through 05/31/23
Summary Listing

Classification	Current YTD Balance	Prior Year YTD Total	Net Change	Change %
Fund Category Governmental Funds				
Fund Type Capital Projects Funds				
Fund 80 - Capital Projects Fund				
ASSETS				
ASSETS				
INVESTMENTS				
Flagstar Bank/C.D.	510,724.63	509,690.99	1,033.64	.20
Public Service Credit Union	2,567,109.03	2,564,653.42	2,455.61	.10
CIBC Bank/C.D.	2,023,032.95	2,015,077.92	7,955.03	.39
Comerica Bank Govt Fund	10,023,436.76	9,226,125.87	797,310.89	8.64
INVESTMENTS Totals	\$15,124,303.37	\$14,315,548.20	\$808,755.17	5.65%
OTHER ASSETS				
Due From Other Funds	417,254.40	39,913.73	377,340.67	945.39
Due From Grants	250,000.00	145,655.42	104,344.58	71.64
OTHER ASSETS Totals	\$667,254.40	\$185,569.15	\$481,685.25	259.57%
ASSETS Totals	\$15,791,557.77	\$14,501,117.35	\$1,290,440.42	8.90%
ASSETS TOTALS	\$15,791,557.77	\$14,501,117.35	\$1,290,440.42	8.90%
LIABILITIES AND FUND EQUITY				
LIABILITIES				
LIABILITIES				
CURRENT LIABILITIES				
Vouchers Payable	180,940.14	9,800.85	171,139.29	1,746.17
Due To	272,080.10	563,904.82	(291,824.72)	(51.75)
Deferred Revenue	250,000.00	144,400.00	105,600.00	73.13
CURRENT LIABILITIES Totals	\$703,020.24	\$718,105.67	(\$15,085.43)	(2.10%)
LIABILITIES Totals	\$703,020.24	\$718,105.67	(\$15,085.43)	(2.10%)
LIABILITIES TOTALS	\$703,020.24	\$718,105.67	(\$15,085.43)	(2.10%)
FUND EQUITY				
FUND BALANCE				
ASSIGNED FUND BALANCE				
Planned Use of Fund Balance	9,111,955.79	9,111,955.79	.00	.00
ASSIGNED FUND BALANCE Totals	\$9,111,955.79	\$9,111,955.79	\$0.00	0.00%
UNASSIGNED FUND BALANCE				
Reserve Future Contingen.	(9,111,955.79)	(9,111,955.79)	.00	.00
UNASSIGNED FUND BALANCE Totals	(\$9,111,955.79)	(\$9,111,955.79)	\$0.00	0.00%
FUND BALANCE Totals	\$0.00	\$0.00	\$0.00	+++
FUND EQUITY TOTALS Prior to Current Year Changes	\$0.00	\$0.00	\$0.00	+++
Prior Year Fund Equity Adjustment	(9,288,428.80)			
Fund Revenues	(6,471,873.55)			

Capital Project Fund Balance Sheet

Through 05/31/23
Summary Listing

Classification	Current YTD Balance	Prior Year YTD Total	Net Change	Change %
Fund Category Governmental Funds				
Fund Type Capital Projects Funds				
Fund Expenses	671,764.82			
FUND EQUITY TOTALS	\$15,088,537.53	\$0.00	\$15,088,537.53	+++
LIABILITIES AND FUND EQUITY	\$15,791,557.77	\$718,105.67	\$15,073,452.10	2,099.06%
Fund 80 - Capital Projects Fund Totals	\$0.00	\$13,783,011.68	(\$13,783,011.68)	(100.00%)
Fund Type Capital Projects Funds Totals	\$0.00	\$13,783,011.68	(\$13,783,011.68)	(100.00%)
Fund Category Governmental Funds Totals	\$0.00	\$13,783,011.68	(\$13,783,011.68)	(100.00%)
Grand Totals	\$0.00	\$13,783,011.68	(\$13,783,011.68)	(100.00%)

Capital Project Revenue Budget Performance

Fiscal Year to Date 05/31/23

Include Rollup Account and Rollup to Account

Account	Account Description	Amended Budget	Current Month Transactions	YTD Encumbrances	YTD Transactions	Budget - YTD Transactions	% Rec'd	Prior Year YTD
Fund 80 - Capital Projects Fund								
Function 2 - Transfer								
REVENUE								
<i>Revenue</i>								
6000	Transfer In - General Fund							
6000.10	Transfer In - General Fund	5,825,813.00	61,525.00	.00	5,825,813.00	.00	100	7,209,408.00
	6000 - Transfer In - General Fund	\$5,825,813.00	\$61,525.00	\$0.00	\$5,825,813.00	\$0.00	100%	\$7,209,408.00
	<i>Revenue Totals</i>	\$5,825,813.00	\$61,525.00	\$0.00	\$5,825,813.00	\$0.00	100%	\$7,209,408.00
	REVENUE TOTALS	\$5,825,813.00	\$61,525.00	\$0.00	\$5,825,813.00	\$0.00	100%	\$7,209,408.00
	Function 2 - Transfer Totals	\$5,825,813.00	\$61,525.00	\$0.00	\$5,825,813.00	\$0.00	100%	\$7,209,408.00
Function 9 - Administration								
REVENUE								
<i>Revenue</i>								
4400	Grant Revenue	6,456,165.29	355,787.76	.00	504,503.51	5,951,661.78	8	43,880.44
4460	Foundation Support	49,521.25	.00	.00	.00	49,521.25	0	.00
4500	Interest Income	.00	38,200.90	.00	141,557.04	(141,557.04)	+++	3,564.77
	<i>Revenue Totals</i>	\$6,505,686.54	\$393,988.66	\$0.00	\$646,060.55	\$5,859,625.99	10%	\$47,445.21
	REVENUE TOTALS	\$6,505,686.54	\$393,988.66	\$0.00	\$646,060.55	\$5,859,625.99	10%	\$47,445.21
	Function 9 - Administration Totals	\$6,505,686.54	\$393,988.66	\$0.00	\$646,060.55	\$5,859,625.99	10%	\$47,445.21
	Fund 80 - Capital Projects Fund Totals	\$12,331,499.54	\$455,513.66	\$0.00	\$6,471,873.55	\$5,859,625.99		\$7,256,853.21
	Grand Totals	\$12,331,499.54	\$455,513.66	\$0.00	\$6,471,873.55	\$5,859,625.99		\$7,256,853.21

Capital Project Revenue Budget by Organization

Through 05/31/23
 Prior Fiscal Year Activity Included
 Summary Listing

Organization	Amended Budget	Current Month Transactions	YTD Encumbrances	YTD Transactions	Budget - YTD Transactions	% Rec'd	Prior Year Total
Fund 80 - Capital Projects Fund							
REVENUE							
Function 2 - Transfer							
Location 100 - Administrative Office							
Activity 990 - General	5,825,813.00	61,525.00	.00	5,825,813.00	.00	100	8,408,481.94
Location 100 - Administrative Office	\$5,825,813.00	\$61,525.00	\$0.00	\$5,825,813.00	\$0.00	100%	\$8,408,481.94
Function 2 - Transfer Totals	\$5,825,813.00	\$61,525.00	\$0.00	\$5,825,813.00	\$0.00	100%	\$8,408,481.94
Function 5 - Capital							
Location 102 - Lake St. Clair							
Activity 538 - Beach	.00	.00	.00	.00	.00	+++	.00
Location 102 - Lake St. Clair Totals	\$0.00	\$0.00	\$0.00	\$0.00	\$0.00	+++	\$0.00
Function 5 - Capital Totals	\$0.00	\$0.00	\$0.00	\$0.00	\$0.00	+++	\$0.00
Function 9 - Administration							
Location 100 - Administrative Office							
Activity 990 - General	6,505,686.54	393,988.66	.00	646,060.55	5,859,625.99	10	1,445,616.93
Location 100 - Administrative Office	\$6,505,686.54	\$393,988.66	\$0.00	\$646,060.55	\$5,859,625.99	10%	\$1,445,616.93
Function 9 - Administration Totals	\$6,505,686.54	\$393,988.66	\$0.00	\$646,060.55	\$5,859,625.99	10%	\$1,445,616.93
REVENUE TOTALS	\$12,331,499.54	\$455,513.66	\$0.00	\$6,471,873.55	\$5,859,625.99	52%	\$9,854,098.87
Fund 80 - Capital Projects Fund Totals	\$12,331,499.54	\$455,513.66	\$0.00	\$6,471,873.55	\$5,859,625.99		\$9,854,098.87
Grand Totals	\$12,331,499.54	\$455,513.66	\$0.00	\$6,471,873.55	\$5,859,625.99		\$9,854,098.87

Capital Project Expense Budget Performance

Fiscal Year to Date 05/31/23

Include Rollup Account and Rollup to Account

Account	Account Description	Amended Budget	Current Month Transactions	YTD Encumbrances	YTD Transactions	Budget - YTD Transactions	% Rec'd	Prior Year YTD
Fund 80 - Capital Projects Fund								
Function 2 - Transfer								
EXPENSE								
<i>Expenditures</i>								
9965	Transfer Out - General Fund							
9965.10	Transfer Out - General Fund	66,358.77	.00	.00	66,358.77	.00	100	191.06
	9965 - Transfer Out - General Fund	\$66,358.77	\$0.00	\$0.00	\$66,358.77	\$0.00	100%	\$191.06
	<i>Expenditures Totals</i>	\$66,358.77	\$0.00	\$0.00	\$66,358.77	\$0.00	100%	\$191.06
	EXPENSE TOTALS	\$66,358.77	\$0.00	\$0.00	\$66,358.77	\$0.00	100%	\$191.06
	Function 2 - Transfer Totals	(\$66,358.77)	\$0.00	\$0.00	(\$66,358.77)	\$0.00	100%	(\$191.06)
Function 5 - Capital								
EXPENSE								
<i>Personnel Services</i>								
9010	Full Time Wages	309,809.94	37,081.99	.00	105,132.76	204,677.18	34	164,775.09
9011	Full Time Overtime	27.47	27.47	.00	27.47	.00	100	.00
9013	FT Benefits Pd to Emps	22,024.74	2,957.75	.00	7,884.53	14,140.21	36	11,288.05
9014	FT Benefits Pd for Emps	138,492.48	18,662.79	.00	49,594.27	88,898.21	36	83,948.45
9020	Part Time Wages	496.00	496.00	.00	496.00	.00	100	63.40
9024	PT Benefits Pd for Emps	43.80	43.80	.00	43.80	.00	100	6.00
	<i>Personnel Services Totals</i>	\$470,894.43	\$59,269.80	\$0.00	\$163,178.83	\$307,715.60	35%	\$260,080.99
<i>Contractual Services</i>								
9410	Professional Services	137,139.27	16,773.17	484,197.83	62,748.89	(409,807.45)	399	25,379.47
9420	Outside Services	21,449,375.19	350,059.63	3,286,415.98	379,478.33	17,783,480.88	17	877,052.48
	<i>Contractual Services Totals</i>	\$21,586,514.46	\$366,832.80	\$3,770,613.81	\$442,227.22	\$17,373,673.43	20%	\$902,431.95
	EXPENSE TOTALS	\$22,057,408.89	\$426,102.60	\$3,770,613.81	\$605,406.05	\$17,681,389.03	20%	\$1,162,512.94
	Function 5 - Capital Totals	(\$22,057,408.89)	(\$426,102.60)	(\$3,770,613.81)	(\$605,406.05)	(\$17,681,389.03)	20%	(\$1,162,512.94)
	Fund 80 - Capital Projects Fund Totals	\$22,123,767.66	\$426,102.60	\$3,770,613.81	\$671,764.82	\$17,681,389.03		\$1,162,704.00
	Grand Totals	\$22,123,767.66	\$426,102.60	\$3,770,613.81	\$671,764.82	\$17,681,389.03		\$1,162,704.00

Capital Project Expense Budget by Organization

Through 05/31/23
 Prior Fiscal Year Activity Included
 Summary Listing

Organization	Amended Budget	Current Month Transactions	YTD Encumbrances	YTD Transactions	Budget - YTD Transactions	% Rec'd	Prior Year Total
Fund 80 - Capital Projects Fund							
EXPENSE							
Function 2 - Transfer							
Location 100 - Administrative Office							
Activity 990 - General	66,358.77	.00	.00	66,358.77	.00	100	191.06
Location 100 - Administrative Office	\$66,358.77	\$0.00	\$0.00	\$66,358.77	\$0.00	100%	\$191.06
Function 2 - Transfer Totals	\$66,358.77	\$0.00	\$0.00	\$66,358.77	\$0.00	100%	\$191.06
Function 5 - Capital							
Location 100 - Administrative Office							
Activity 192 - Engineering	307,715.60	.00	.00	.00	307,715.60	0	.00
Location 100 - Administrative Office	\$307,715.60	\$0.00	\$0.00	\$0.00	\$307,715.60	0%	\$0.00
Location 102 - Lake St. Clair							
Activity 538 - Beach	107,461.82	19,490.67	55,676.58	39,237.24	12,548.00	88	72,681.40
Activity 590 - Tolling	77,500.00	.00	.00	17,295.00	60,205.00	22	38.19
Activity 880 - Interpretive Center/Mill	.00	.00	.00	.00	.00	+++	.00
Activity 940 - Heart Lab-LSC	.00	.00	.00	.00	.00	+++	.00
Activity 990 - General	1,553,293.81	109,131.50	435,915.49	103,539.25	1,013,839.07	35	1,763,438.52
Location 102 - Lake St. Clair Totals	\$1,738,255.63	\$128,622.17	\$491,592.07	\$160,071.49	\$1,086,592.07	37%	\$1,836,158.11
Location 104 - Kensington							
Activity 538 - Beach	.00	.00	.00	.00	.00	+++	.00
Activity 540 - Dockage/Boat Storage	.00	.00	.00	.00	.00	+++	.00
Activity 660 - Disc/Adventure Golf	.00	.00	.00	.00	.00	+++	.00
Activity 880 - Interpretive Center/Mill	.00	.00	.00	.00	.00	+++	.00
Activity 881 - Farm Learning Center	.00	.00	.00	.00	.00	+++	.00
Activity 990 - General	247,000.00	.00	.00	.00	247,000.00	0	430,866.96
Location 104 - Kensington Totals	\$247,000.00	\$0.00	\$0.00	\$0.00	\$247,000.00	0%	\$430,866.96
Location 106 - Lower Huron/Will/Oakwoods							
Activity 532 - Waterpark	1,347,869.84	.00	716,750.84	.00	631,119.00	53	398,741.80
Activity 610 - Family Camping	784,600.00	.00	.00	.00	784,600.00	0	.00
Activity 650 - Golf Course	626,377.15	377.15	.00	377.15	626,000.00	0	.00
Activity 880 - Interpretive Center/Mill	269,110.98	7,528.42	.00	21,110.98	248,000.00	8	848.42
Activity 990 - General	2,484,768.34	69,139.15	511,997.35	36,995.25	1,935,775.74	22	2,063,022.32
Location 106 - Lower	\$5,512,726.31	\$77,044.72	\$1,228,748.19	\$58,483.38	\$4,225,494.74	23%	\$2,462,612.54
Location 108 - Hudson Mills/Dexter/Delhi							
Activity 590 - Tolling	.00	.00	.00	.00	.00	+++	.00
Activity 650 - Golf Course	.00	.00	.00	.00	.00	+++	42,776.67
Activity 990 - General	1,027,256.32	2,716.52	155,254.50	(368.78)	872,370.60	15	741,171.60
Location 108 - Hudson	\$1,027,256.32	\$2,716.52	\$155,254.50	(\$368.78)	\$872,370.60	15%	\$783,948.27

Capital Project Expense Budget by Organization

Through 05/31/23
Prior Fiscal Year Activity Included
Summary Listing

Organization	Amended Budget	Current Month Transactions	YTD Encumbrances	YTD Transactions	Budget - YTD Transactions	% Rec'd	Prior Year Total
Fund 80 - Capital Projects Fund							
EXPENSE							
Function 5 - Capital							
Location 109 - Stony Creek							
Activity 538 - Beach	.00	.00	.00	.00	.00	+++	.00
Activity 540 - Dockage/Boat Storage	240,183.54	96,277.15	32,875.42	136,930.41	70,377.71	71	1,481,446.10
Activity 590 - Tolling	20,000.00	.00	.00	.00	20,000.00	0	.00
Activity 650 - Golf Course	1,003,053.23	25,593.59	107,677.90	94,635.33	800,740.00	20	414.88
Activity 990 - General	2,268,494.97	12,700.30	121,869.06	43,421.21	2,103,204.70	7	371,233.83
Location 109 - Stony Creek Totals	\$3,531,731.74	\$134,571.04	\$262,422.38	\$274,986.95	\$2,994,322.41	15%	\$1,853,094.81
Location 112 - Lake Erie							
Activity 531 - Pool	4,000,000.00	.00	343,250.00	.00	3,656,750.00	9	.00
Activity 650 - Golf Course	.00	.00	.00	.00	.00	+++	.00
Activity 990 - General	2,967,963.93	74,829.03	536,614.21	84,107.89	2,347,241.83	21	887,660.79
Location 112 - Lake Erie Totals	\$6,967,963.93	\$74,829.03	\$879,864.21	\$84,107.89	\$6,003,991.83	14%	\$887,660.79
Location 113 - Wolcott							
Activity 880 - Interpretive Center/Mill	.00	.00	.00	.00	.00	+++	.00
Activity 881 - Farm Learning Center	1,150,075.43	.00	.00	75.43	1,150,000.00	0	.00
Activity 990 - General	.00	.00	.00	.00	.00	+++	.00
Location 113 - Wolcott Totals	\$1,150,075.43	\$0.00	\$0.00	\$75.43	\$1,150,000.00	0%	\$0.00
Location 115 - Indian Springs							
Activity 650 - Golf Course	866,717.20	8,179.82	54,448.26	25,138.94	787,130.00	9	.00
Activity 990 - General	707,966.73	139.30	698,284.20	2,910.75	6,771.78	99	.00
Location 115 - Indian Springs Totals	\$1,574,683.93	\$8,319.12	\$752,732.46	\$28,049.69	\$793,901.78	50%	\$0.00
Location 116 - Huron Meadows							
Activity 650 - Golf Course	.00	.00	.00	.00	.00	+++	.00
Activity 990 - General	.00	.00	.00	.00	.00	+++	.00
Location 116 - Huron Meadows Totals	\$0.00	\$0.00	\$0.00	\$0.00	\$0.00	+++	\$0.00
Function 5 - Capital Totals	\$22,057,408.89	\$426,102.60	\$3,770,613.81	\$605,406.05	\$17,681,389.03	20%	\$8,254,341.48
EXPENSE TOTALS	\$22,123,767.66	\$426,102.60	\$3,770,613.81	\$671,764.82	\$17,681,389.03	20%	\$8,254,532.54
Fund 80 - Capital Projects Fund Totals	\$22,123,767.66	\$426,102.60	\$3,770,613.81	\$671,764.82	\$17,681,389.03		\$8,254,532.54
Grand Totals	\$22,123,767.66	\$426,102.60	\$3,770,613.81	\$671,764.82	\$17,681,389.03		\$8,254,532.54

Payment Register

Payment Dates 05/01/23 - 05/31/23

Number	Date	Status	Void Reason	Reconciled/ Voided Date	Source	Payee Name	Transaction Amount	Difference
Bank Account 1-Comerica - Comerica Bank Checking								
Payment Type Check								
267604	05/04/2023	Open			Accounts Payable	2 MOMs and a MOP	1,820.00	
267605	05/04/2023	Open			Accounts Payable	Advanced Safe and Lock	186.00	
267606	05/04/2023	Open			Accounts Payable	Aflac Group Insurance	16,019.54	
267607	05/04/2023	Open			Accounts Payable	AT&T	3,121.27	
267608	05/04/2023	Open			Accounts Payable	AT&T	21,046.56	
267609	05/04/2023	Open			Accounts Payable	AT&T Mobility	36.24	
267610	05/04/2023	Open			Accounts Payable	Atomic Cleaning Systems	296.33	
267611	05/04/2023	Open			Accounts Payable	Beemer, John	534.75	
267612	05/04/2023	Open			Accounts Payable	Best Asphalt Inc.	77,099.63	
267613	05/04/2023	Open			Accounts Payable	Bridgestone Golf Inc	239.10	
267614	05/04/2023	Open			Accounts Payable	Brighton Ford Inc.	135.79	
267615	05/04/2023	Open			Accounts Payable	Cintas First Aid & Safety	6,224.68	
267616	05/04/2023	Open			Accounts Payable	City Electric Supply Co	63.85	
267617	05/04/2023	Open			Accounts Payable	Comcast	188.35	
267618	05/04/2023	Open			Accounts Payable	Comcast	9,157.60	
267619	05/04/2023	Open			Accounts Payable	Compton Industries	4,199.60	
267620	05/04/2023	Open			Accounts Payable	Consumers Energy Company	4,653.58	
267621	05/04/2023	Open			Accounts Payable	Dryden Community Schools	200.00	
267622	05/04/2023	Open			Accounts Payable	DTE Energy	6,590.89	
267623	05/04/2023	Open			Accounts Payable	DTE Energy	6,006.53	
267624	05/04/2023	Open			Accounts Payable	DTE Energy	7,432.95	
267625	05/04/2023	Open			Accounts Payable	DTE Energy	3,302.20	
267626	05/04/2023	Open			Accounts Payable	DTE Energy	2,065.66	
267627	05/04/2023	Open			Accounts Payable	Elite Trama Clean-Up Inc	400.00	
267628	05/04/2023	Open			Accounts Payable	Environmental Support Services	428.00	
267629	05/04/2023	Open			Accounts Payable	Fire Extinguisher Sales & Service, Inc	440.60	
267630	05/04/2023	Open			Accounts Payable	Grainger Inc	7,343.05	
267631	05/04/2023	Open			Accounts Payable	Grit Industrial Services, LLC	33,942.24	
267632	05/04/2023	Open			Accounts Payable	Harrell's LLC	25,760.52	
267633	05/04/2023	Open			Accounts Payable	Hartford , The	14,124.93	
267634	05/04/2023	Open			Accounts Payable	Hazel Park School District	416.46	
267635	05/04/2023	Open			Accounts Payable	Heritage Crystal Clean, LLC	947.50	
267636	05/04/2023	Open			Accounts Payable	Home Depot	2,570.80	
267637	05/04/2023	Open			Accounts Payable	Hornungs Pro Golf Sales, Inc.	925.76	
267638	05/04/2023	Open			Accounts Payable	HP Electric , LLC	3,595.00	
267639	05/04/2023	Open			Accounts Payable	Iversons Lumber Company	869.66	

Payment Register

Payment Dates 05/01/23 - 05/31/23

Number	Date	Status	Void Reason	Reconciled/ Voided Date	Source	Payee Name	Transaction Amount	Difference
Bank Account 1-Comerica - Comerica Bank Checking								
Payment Type Check								
267640	05/04/2023	Open			Accounts Payable	Jax Kar Wash	180.00	
267641	05/04/2023	Open			Accounts Payable	Jay S. Witherell, Ph.D.	800.00	
267642	05/04/2023	Open			Accounts Payable	Kaeb Sales, Inc	2,029.80	
267643	05/04/2023	Voided	Cancel invoice	05/05/2023	Accounts Payable	Kronos SaaShr, Inc.	3,012.11	
267644	05/04/2023	Open			Accounts Payable	Lowe's	552.91	
267645	05/04/2023	Open			Accounts Payable	Lyden Oil Company	378.25	
267646	05/04/2023	Open			Accounts Payable	Macomb County Chamber	200.00	
267647	05/04/2023	Open			Accounts Payable	Milarch Nursery	5,326.00	
267648	05/04/2023	Open			Accounts Payable	Motor City Truck Collision	9,906.00	
267649	05/04/2023	Open			Accounts Payable	Navia Benefit Solutions	95.00	
267650	05/04/2023	Open			Accounts Payable	nexVortex, Inc	5,589.04	
267651	05/04/2023	Open			Accounts Payable	Oakland County	2,150.00	
267652	05/04/2023	Open			Accounts Payable	Oakland County Treasurer	156.00	
267653	05/04/2023	Open			Accounts Payable	ODP Business Solutions. LLC	1,563.91	
267654	05/04/2023	Open			Accounts Payable	Oscar W Larson Co	989.00	
267655	05/04/2023	Open			Accounts Payable	Pauly's Chop Shop Lawn Care &	2,599.00	
267656	05/04/2023	Open			Accounts Payable	Plumer, Sarah	72.34	
267657	05/04/2023	Open			Accounts Payable	Quest Diagnostics	21.65	
267658	05/04/2023	Open			Accounts Payable	Rauhorn Electric Inc	74,559.62	
267659	05/04/2023	Open			Accounts Payable	RKA Petroleum Co's	5,919.32	
267660	05/04/2023	Open			Accounts Payable	Roberts Co.	300.00	
267661	05/04/2023	Open			Accounts Payable	Roberts Dairy Service, Inc	827.73	
267662	05/04/2023	Open			Accounts Payable	Rolyan Buoy	5,035.78	
267663	05/04/2023	Open			Accounts Payable	Safelite Fulfillment, Inc	118.00	
267664	05/04/2023	Open			Accounts Payable	Sani-Vac	1,750.00	
267665	05/04/2023	Open			Accounts Payable	SEMCO Energy	1,697.06	
267666	05/04/2023	Open			Accounts Payable	Shelby, Charter Township Of	385.27	
267667	05/04/2023	Open			Accounts Payable	Theut Products Inc.	1,195.44	
267668	05/04/2023	Open			Accounts Payable	Time To Play Rentals	1,360.00	
267669	05/04/2023	Open			Accounts Payable	Tyler Technologies	97.50	
267670	05/04/2023	Open			Accounts Payable	Uline Shipping Supplies	56.02	
267671	05/04/2023	Open			Accounts Payable	UPS	189.68	
267672	05/04/2023	Open			Accounts Payable	Utica Community Schools	290.35	
267673	05/04/2023	Open			Accounts Payable	Vance Outdoors, Inc.	810.50	
267674	05/04/2023	Open			Accounts Payable	Wayne County Health Department	882.00	
267675	05/04/2023	Open			Accounts Payable	Wayne County Health Department	294.00	

Payment Register

Payment Dates 05/01/23 - 05/31/23

Number	Date	Status	Void Reason	Reconciled/ Voided Date	Source	Payee Name	Transaction Amount	Difference
Bank Account 1-Comerica - Comerica Bank Checking								
Payment Type Check								
267676	05/04/2023	Open			Accounts Payable	Weingartz Supply Company	2,715.57	
267677	05/04/2023	Open			Accounts Payable	Wilson Sporting Goods Company	28,289.43	
267678	05/04/2023	Voided	Cancel invoice	05/05/2023	Accounts Payable	Wish Nebraska	263.25	
267679	05/04/2023	Open			Accounts Payable	Wolverine Freightliner East	411.17	
267680	05/11/2023	Open			Accounts Payable	3Sixty Interactive, Inc	38,105.00	
267681	05/11/2023	Open			Accounts Payable	4imprint, Inc	5,935.96	
267682	05/11/2023	Open			Accounts Payable	ABC Home & Commercial Services	195.00	
267683	05/11/2023	Open			Accounts Payable	Absopure Water Company	46.55	
267684	05/11/2023	Open			Accounts Payable	Acee Deucee Porta Can Div	920.00	
267685	05/11/2023	Open			Accounts Payable	Advance Auto Parts	926.49	
267686	05/11/2023	Open			Accounts Payable	Advanced Turf Solutions	2,345.13	
267687	05/11/2023	Open			Accounts Payable	AIS Construction Equipment Corp	89.53	
267688	05/11/2023	Open			Accounts Payable	Allied Incorporated	3,724.20	
267689	05/11/2023	Open			Accounts Payable	Andersen, Les	1,964.00	
267690	05/11/2023	Open			Accounts Payable	Applied Innovation	1,172.64	
267691	05/11/2023	Open			Accounts Payable	B&W Landscape Supply	1,600.00	
267692	05/11/2023	Open			Accounts Payable	Baker's Gas & Welding Supplies	244.21	
267693	05/11/2023	Open			Accounts Payable	Beasley Media Group, LLC	675.00	
267694	05/11/2023	Open			Accounts Payable	Berger Chevrolet	121,410.00	
267695	05/11/2023	Open			Accounts Payable	Berl's Commercial Supply	1,453.60	
267696	05/11/2023	Open			Accounts Payable	Big PDQ	1,152.20	
267697	05/11/2023	Open			Accounts Payable	Bridgestone Golf Inc	267.44	
267698	05/11/2023	Open			Accounts Payable	Bueno Tacos LLC, Deanna Bueno	566.40	
267699	05/11/2023	Open			Accounts Payable	Builders FirstSource	53.18	
267700	05/11/2023	Open			Accounts Payable	CDW Government	466.21	
267701	05/11/2023	Open			Accounts Payable	CentralStar Cooperative	149.74	
267702	05/11/2023	Open			Accounts Payable	Century Industries, Inc	1,921.75	
267703	05/11/2023	Open			Accounts Payable	Crain Communications Inc	3,720.00	
267704	05/11/2023	Open			Accounts Payable	Cummins Inc	1,296.71	
267705	05/11/2023	Open			Accounts Payable	CWB Enterprises, LLC	325.00	
267706	05/11/2023	Open			Accounts Payable	Delecke Welding, Inc	100.00	
267707	05/11/2023	Open			Accounts Payable	Depatie Fluid Power Company	167.51	
267708	05/11/2023	Open			Accounts Payable	Ehrlich	1,151.60	
267709	05/11/2023	Open			Accounts Payable	Enzo's Cleaning Solutions, LLC	9,950.00	
267710	05/11/2023	Open			Accounts Payable	Feldman Chevrolet of New Hudson	222.46	
267711	05/11/2023	Open			Accounts Payable	Ferguson Enterprises, Inc	427.98	

Payment Register

Payment Dates 05/01/23 - 05/31/23

Number	Date	Status	Void Reason	Reconciled/ Voided Date	Source	Payee Name	Transaction Amount	Difference
Bank Account 1-Comerica - Comerica Bank Checking								
Payment Type Check								
267712	05/11/2023	Open			Accounts Payable	Flat Rock Automotive, Inc	384.76	
267713	05/11/2023	Open			Accounts Payable	Frontier Equestrian of Missouri, Inc	6,540.00	
267714	05/11/2023	Open			Accounts Payable	Gallagher Fire Equip. Co.	125.00	
267715	05/11/2023	Open			Accounts Payable	GEI Consultants of Michigan, P.C.	181.00	
267716	05/11/2023	Open			Accounts Payable	Gloworks Imports Inc	2,871.60	
267717	05/11/2023	Open			Accounts Payable	Graph-X Signs and Designs, Inc	4,738.00	
267718	05/11/2023	Open			Accounts Payable	Great Lakes Turf LLC	13,167.82	
267719	05/11/2023	Open			Accounts Payable	Greater Brighton Area	200.00	
267720	05/11/2023	Open			Accounts Payable	Green Arbor Supply	5,027.50	
267721	05/11/2023	Open			Accounts Payable	Guernsey Dairy Stores, Inc.	729.00	
267722	05/11/2023	Open			Accounts Payable	Herkimer Radio Service	1,043.27	
267723	05/11/2023	Open			Accounts Payable	Highland Wash Management LLC	120.00	
267724	05/11/2023	Open			Accounts Payable	Hornungs Pro Golf Sales, Inc.	226.86	
267725	05/11/2023	Open			Accounts Payable	Howell Area Chamber of Commerce	200.00	
267726	05/11/2023	Open			Accounts Payable	Hutson Inc of Michigan	138.64	
267727	05/11/2023	Open			Accounts Payable	Identity Source, The	12,408.67	
267728	05/11/2023	Open			Accounts Payable	John's Sanitation Inc.	1,600.15	
267729	05/11/2023	Open			Accounts Payable	Kimtek Corporation	500.00	
267730	05/11/2023	Open			Accounts Payable	Knight's Auto Supply Inc	800.80	
267731	05/11/2023	Open			Accounts Payable	Kronos SaaShr, Inc.	5,523.62	
267732	05/11/2023	Open			Accounts Payable	Kush Paint Company	349.50	
267733	05/11/2023	Open			Accounts Payable	KVM Door Systems	780.00	
267734	05/11/2023	Open			Accounts Payable	Lakes Area Chamber Of Commerce	275.00	
267735	05/11/2023	Open			Accounts Payable	Lavin Agency Ltd, The	5,000.00	
267736	05/11/2023	Open			Accounts Payable	Leonard's Syrups	663.95	
267737	05/11/2023	Open			Accounts Payable	Linde Gas & Equipment Inc.	106.95	
267738	05/11/2023	Open			Accounts Payable	Livingston County Treasurer	258.83	
267739	05/11/2023	Open			Accounts Payable	Lower Huron Supply Co.	2,422.06	
267740	05/11/2023	Open			Accounts Payable	Mechanical Heating and Cooling	1,561.82	
267741	05/11/2023	Open			Accounts Payable	Michigan Counties Workers'	22,300.86	
267742	05/11/2023	Open			Accounts Payable	Mr. C's Car Wash #4 LLC	48.00	
267743	05/11/2023	Open			Accounts Payable	Nature's Brush Studio LLC	1,120.00	
267744	05/11/2023	Open			Accounts Payable	Oakland County	98.00	
267745	05/11/2023	Open			Accounts Payable	Occupational Health Centers of MI	476.00	
267746	05/11/2023	Open			Accounts Payable	Parkway Services Inc	550.00	
267747	05/11/2023	Open			Accounts Payable	Pepsi-Cola Company	9,791.20	

Payment Register

Payment Dates 05/01/23 - 05/31/23

Number	Date	Status	Void Reason	Reconciled/ Voided Date	Source	Payee Name	Transaction Amount	Difference
Bank Account 1-Comerica - Comerica Bank Checking								
Payment Type Check								
267748	05/11/2023	Open			Accounts Payable	Performance Sports Turf LLC	2,490.00	
267749	05/11/2023	Open			Accounts Payable	Plante & Moran	30,200.00	
267750	05/11/2023	Open			Accounts Payable	Pomp's Tire Service, Inc.	1,676.85	
267751	05/11/2023	Open			Accounts Payable	Potter, Garnet	12.00	
267752	05/11/2023	Open			Accounts Payable	Prestige Flag	2,940.39	
267753	05/11/2023	Open			Accounts Payable	Printwell, Inc.	20,303.04	
267754	05/11/2023	Open			Accounts Payable	Refrigeration Service Plus	811.00	
267755	05/11/2023	Open			Accounts Payable	RKA Petroleum Co's	2,493.17	
267756	05/11/2023	Open			Accounts Payable	Rugged Steel Works, LLC	5,842.25	
267757	05/11/2023	Open			Accounts Payable	Shelby, Charter Township Of	4,150.31	
267758	05/11/2023	Open			Accounts Payable	Smede-Son Steel & Supply, Inc.	219.84	
267759	05/11/2023	Open			Accounts Payable	Southeastern Equipment Co. Inc	2,040.31	
267760	05/11/2023	Open			Accounts Payable	Spartan Distributors Inc	117,393.22	
267761	05/11/2023	Open			Accounts Payable	Stanley Industries Inc	236.61	
267762	05/11/2023	Open			Accounts Payable	Sterling Office Systems	1,149.77	
267763	05/11/2023	Open			Accounts Payable	Suburban Sewer & Septic Tank	250.00	
267764	05/11/2023	Open			Accounts Payable	Sunbelt Rentals, Inc.	2,524.87	
267765	05/11/2023	Open			Accounts Payable	TaylorMade Golf Company	585.49	
267766	05/11/2023	Open			Accounts Payable	Team Golf	263.50	
267767	05/11/2023	Open			Accounts Payable	TireHub, LLC	802.92	
267768	05/11/2023	Open			Accounts Payable	Titleist Golf Division	579.98	
267769	05/11/2023	Open			Accounts Payable	Tri-County Supply, Inc	156.21	
267770	05/11/2023	Open			Accounts Payable	Uline Shipping Supplies	587.77	
267771	05/11/2023	Open			Accounts Payable	US Bank Equipment Finance	994.89	
267772	05/11/2023	Open			Accounts Payable	Valmec	17,484.21	
267773	05/11/2023	Open			Accounts Payable	Washington Elevator Co Inc	9,190.05	
267774	05/11/2023	Open			Accounts Payable	Waste Mgmt - East	5,171.55	
267775	05/11/2023	Open			Accounts Payable	WDIV	3,200.00	
267776	05/11/2023	Open			Accounts Payable	Webster & Garner Inc.	3,166.91	
267777	05/11/2023	Open			Accounts Payable	Wilson Sporting Goods Company	309.29	
267778	05/11/2023	Open			Accounts Payable	Wish Nebraska	275.83	
267779	05/18/2023	Open			Accounts Payable	Alta Equipment Company	134.25	
267780	05/18/2023	Open			Accounts Payable	AMComm Telecommunications, Inc	20,000.00	
267781	05/18/2023	Open			Accounts Payable	American Awards & Engraving	42.50	
267782	05/18/2023	Open			Accounts Payable	Amerinet	30,120.80	
267783	05/18/2023	Open			Accounts Payable	Aquatic Source	8,986.26	

Payment Register

Payment Dates 05/01/23 - 05/31/23

Number	Date	Status	Void Reason	Reconciled/ Voided Date	Source	Payee Name	Transaction Amount	Difference
Bank Account 1-Comerica - Comerica Bank Checking								
Payment Type Check								
267784	05/18/2023	Open			Accounts Payable	AT&T	2,429.68	
267785	05/18/2023	Open			Accounts Payable	AT&T Mobility	8,156.50	
267786	05/18/2023	Open			Accounts Payable	Bernco, Inc.	65,431.35	
267787	05/18/2023	Open			Accounts Payable	Blue Water Equine Hospital	3,847.46	
267788	05/18/2023	Open			Accounts Payable	Bolton Septic, LLC	445.00	
267789	05/18/2023	Open			Accounts Payable	Broner	1,809.00	
267790	05/18/2023	Open			Accounts Payable	BSA Troop 255	50.00	
267791	05/18/2023	Open			Accounts Payable	Bush & Son Grading & Excavating, Inc	175.50	
267792	05/18/2023	Open			Accounts Payable	CardConnect	3,150.00	
267793	05/18/2023	Open			Accounts Payable	Carleton Equipment Company Inc	173.12	
267794	05/18/2023	Open			Accounts Payable	Cintas First Aid & Safety	318.65	
267795	05/18/2023	Open			Accounts Payable	Classic Driving School, Inc	350.00	
267796	05/18/2023	Open			Accounts Payable	CMP Distributors Inc	2,269.00	
267797	05/18/2023	Open			Accounts Payable	Comcast	609.70	
267798	05/18/2023	Open			Accounts Payable	Consumers Energy Company	1,310.28	
267799	05/18/2023	Open			Accounts Payable	DTE Energy	452.14	
267800	05/18/2023	Open			Accounts Payable	DTE Energy	9,316.86	
267801	05/18/2023	Open			Accounts Payable	DTE Energy	9,299.94	
267802	05/18/2023	Open			Accounts Payable	DTE Energy	223.04	
267803	05/18/2023	Open			Accounts Payable	DTE Energy	1,039.76	
267804	05/18/2023	Open			Accounts Payable	DTE Energy	1,654.90	
267805	05/18/2023	Open			Accounts Payable	Epoch Eyewear	376.23	
267806	05/18/2023	Open			Accounts Payable	Factory Detroit, Inc.	23,950.00	
267807	05/18/2023	Open			Accounts Payable	FandC Services	1,218.75	
267808	05/18/2023	Open			Accounts Payable	Ferndale Public Schools	30.00	
267809	05/18/2023	Open			Accounts Payable	Flowtrack Mountain Bike Trails	25,000.00	
267810	05/18/2023	Open			Accounts Payable	Freestyle Slides, Inc	4,132.61	
267811	05/18/2023	Open			Accounts Payable	Gordon Food Service	10,645.13	
267812	05/18/2023	Open			Accounts Payable	Grainger Inc	2,850.31	
267813	05/18/2023	Open			Accounts Payable	Green Oak Tire, Inc	62.00	
267814	05/18/2023	Open			Accounts Payable	Harrison Township	6,736.42	
267815	05/18/2023	Open			Accounts Payable	Home Depot	890.90	
267816	05/18/2023	Open			Accounts Payable	Identity Source, The	11,250.75	
267817	05/18/2023	Open			Accounts Payable	Inglis, Julie	311.78	
267818	05/18/2023	Open			Accounts Payable	K/E Electric Supply Corp.	1,284.24	
267819	05/18/2023	Open			Accounts Payable	Kennedy Industries Inc	5,835.00	

Payment Register

Payment Dates 05/01/23 - 05/31/23

Number	Date	Status	Void Reason	Reconciled/ Voided Date	Source	Payee Name	Transaction Amount	Difference
Bank Account 1-Comerica - Comerica Bank Checking								
Payment Type Check								
267820	05/18/2023	Open			Accounts Payable	MAEOE	35.00	
267821	05/18/2023	Open			Accounts Payable	Metro Parent Media Group	7,600.00	
267822	05/18/2023	Open			Accounts Payable	Michigan Cat	744.31	
267823	05/18/2023	Open			Accounts Payable	Michigan Counties Workers'	119,408.42	
267824	05/18/2023	Open			Accounts Payable	Miller, Canfield, Paddock &	15,670.36	
267825	05/18/2023	Open			Accounts Payable	Motion & Control Enterprises LLC	272.02	
267826	05/18/2023	Open			Accounts Payable	Muchmore Harrington Smalley and	5,000.00	
267827	05/18/2023	Open			Accounts Payable	ODP Business Solutions. LLC	1,079.66	
267828	05/18/2023	Open			Accounts Payable	Osburn Industries Inc	4,441.26	
267829	05/18/2023	Open			Accounts Payable	People Driven Technology, Inc	11,038.50	
267830	05/18/2023	Open			Accounts Payable	Phillips, Allison	224.02	
267831	05/18/2023	Open			Accounts Payable	Pinckney Auto Wash LLC	30.00	
267832	05/18/2023	Open			Accounts Payable	R&R Products, Inc.	320.60	
267833	05/18/2023	Open			Accounts Payable	Ray Wiegand's Nursery Inc	380.00	
267834	05/18/2023	Open			Accounts Payable	Reserve Account	3,000.00	
267835	05/18/2023	Open			Accounts Payable	Rice, Troy	75.00	
267836	05/18/2023	Open			Accounts Payable	RKA Petroleum Co's	20,698.81	
267837	05/18/2023	Open			Accounts Payable	Roseville Community Schools	712.83	
267838	05/18/2023	Open			Accounts Payable	Sam's Club	455.00	
267839	05/18/2023	Open			Accounts Payable	St. Patrick Catholic School	162.00	
267840	05/18/2023	Open			Accounts Payable	Sturdy Stitches	3,829.00	
267841	05/18/2023	Open			Accounts Payable	T Mobile	6,168.51	
267842	05/18/2023	Open			Accounts Payable	Tire Wholesalers Company Inc	1,189.79	
267843	05/18/2023	Open			Accounts Payable	Toad Ranch LLC	2,156.00	
267844	05/18/2023	Open			Accounts Payable	Uline Shipping Supplies	734.25	
267845	05/18/2023	Open			Accounts Payable	US Foods	16,809.08	
267846	05/18/2023	Open			Accounts Payable	Valmec	3,746.25	
267847	05/18/2023	Open			Accounts Payable	Verizon Wireless	40.01	
267848	05/18/2023	Open			Accounts Payable	Warren Pipe & Supply Co	339.92	
267849	05/18/2023	Open			Accounts Payable	Washtenaw County Treasurer	1,394.62	
267850	05/18/2023	Open			Accounts Payable	Weatherseal Home Improvements	83,270.00	
267851	05/18/2023	Open			Accounts Payable	Zoom Video Communications, Inc	100.80	
267852	05/25/2023	Open			Accounts Payable	AIS Construction Equipment Corp	121,541.74	
267853	05/25/2023	Open			Accounts Payable	Ajax Materials Corporation	652.50	
267854	05/25/2023	Open			Accounts Payable	Allied Incorporated	1,634.25	
267855	05/25/2023	Open			Accounts Payable	American Red Cross	144.00	

Payment Register

Payment Dates 05/01/23 - 05/31/23

Number	Date	Status	Void Reason	Reconciled/ Voided Date	Source	Payee Name	Transaction Amount	Difference
Bank Account 1-Comerica - Comerica Bank Checking								
Payment Type Check								
267856	05/25/2023	Open			Accounts Payable	Andersen, Les	1,464.00	
267857	05/25/2023	Open			Accounts Payable	AT&T	2,515.00	
267858	05/25/2023	Open			Accounts Payable	AT&T	639.61	
267859	05/25/2023	Open			Accounts Payable	Auto One of Brighton	904.95	
267860	05/25/2023	Open			Accounts Payable	Aventric Technologies	720.00	
267861	05/25/2023	Open			Accounts Payable	BBC Distributing	120.32	
267862	05/25/2023	Open			Accounts Payable	Bibby, Jason	390.89	
267863	05/25/2023	Open			Accounts Payable	Birk's Works Environmental LLC	4,100.96	
267864	05/25/2023	Open			Accounts Payable	Blue Cross/Blue Shield Of Mich	200,840.81	
267865	05/25/2023	Open			Accounts Payable	Bolin Jr, William Jackson	250.00	
267866	05/25/2023	Open			Accounts Payable	Brighton Ford Inc.	2,020.25	
267867	05/25/2023	Open			Accounts Payable	Briles, Janet	164.45	
267868	05/25/2023	Open			Accounts Payable	Brown City Elevator, Inc	2,103.48	
267869	05/25/2023	Open			Accounts Payable	Brownstown Township Water Dept	4,173.00	
267870	05/25/2023	Open			Accounts Payable	Burnips Equipment Company	8,212.01	
267871	05/25/2023	Open			Accounts Payable	Cadillac Asphalt LLC	464.40	
267872	05/25/2023	Open			Accounts Payable	Callaway Golf Co	3,922.82	
267873	05/25/2023	Open			Accounts Payable	CDW Government	90,649.73	
267874	05/25/2023	Open			Accounts Payable	Cedar Crest Dairy Inc	1,276.65	
267875	05/25/2023	Open			Accounts Payable	Center Line Electric	5,400.00	
267876	05/25/2023	Open			Accounts Payable	City Electric Supply Co	35.40	
267877	05/25/2023	Open			Accounts Payable	Conney Safety Products, LLC	1,458.00	
267878	05/25/2023	Open			Accounts Payable	Consumers Energy Company	798.35	
267879	05/25/2023	Open			Accounts Payable	Cummins Inc	1,210.61	
267880	05/25/2023	Open			Accounts Payable	Cummins-Allison Corp.	3,454.34	
267881	05/25/2023	Open			Accounts Payable	Dean Marine & Excavating Inc.	1,500.00	
267882	05/25/2023	Open			Accounts Payable	DeWolf and Associates	450.00	
267883	05/25/2023	Open			Accounts Payable	DTE Energy	5,579.27	
267884	05/25/2023	Open			Accounts Payable	E-Z-GO Textron	491.25	
267885	05/25/2023	Open			Accounts Payable	Empire Printing	1,952.88	
267886	05/25/2023	Open			Accounts Payable	Ferguson Enterprises, Inc	184.38	
267887	05/25/2023	Open			Accounts Payable	First Advantage Occupational Health	303.99	
267888	05/25/2023	Open			Accounts Payable	Flat Rock Automotive, Inc	228.86	
267889	05/25/2023	Open			Accounts Payable	FleetPride	239.96	
267890	05/25/2023	Open			Accounts Payable	Fluke Electronics Corp	405.00	
267891	05/25/2023	Open			Accounts Payable	Genuit, Dean	500.00	

Payment Register

Payment Dates 05/01/23 - 05/31/23

Number	Date	Status	Void Reason	Reconciled/ Voided Date	Source	Payee Name	Transaction Amount	Difference
Bank Account 1-Comerica - Comerica Bank Checking								
Payment Type Check								
267892	05/25/2023	Open			Accounts Payable	GFL Environmental USA, Inc	179.92	
267893	05/25/2023	Open			Accounts Payable	Gloworks Imports Inc	1,260.00	
267894	05/25/2023	Open			Accounts Payable	Goose Busters of Michigan LLC	4,537.00	
267895	05/25/2023	Open			Accounts Payable	Graphik Concepts	282.50	
267896	05/25/2023	Open			Accounts Payable	Great Lakes Security Hardware	124.50	
267897	05/25/2023	Open			Accounts Payable	Guernsey Dairy Stores, Inc.	622.05	
267898	05/25/2023	Open			Accounts Payable	GZA Michigan, Inc	3,106.00	
267899	05/25/2023	Open			Accounts Payable	Harrell's LLC	228.30	
267900	05/25/2023	Open			Accounts Payable	Hortmark	76.00	
267901	05/25/2023	Open			Accounts Payable	Inch Memorials	812.00	
267902	05/25/2023	Open			Accounts Payable	Jax Kar Wash	180.00	
267903	05/25/2023	Open			Accounts Payable	Kern Mechanical LLC	4,488.00	
267904	05/25/2023	Open			Accounts Payable	Kiesler Police Supply, Inc.	1,940.94	
267905	05/25/2023	Open			Accounts Payable	Knight's Auto Supply Inc	237.28	
267906	05/25/2023	Open			Accounts Payable	Lake Orion Community School District	405.00	
267907	05/25/2023	Open			Accounts Payable	Lowe's	223.46	
267908	05/25/2023	Open			Accounts Payable	Lower Huron Supply Co.	3,131.89	
267909	05/25/2023	Open			Accounts Payable	Marans, Robert W	250.00	
267910	05/25/2023	Open			Accounts Payable	Mayo, Gary W	131.00	
267911	05/25/2023	Open			Accounts Payable	Michigan Kiln Dried Firewood LLC	7,425.00	
267912	05/25/2023	Open			Accounts Payable	Mint Artists Guild	3,750.00	
267913	05/25/2023	Open			Accounts Payable	Nature's Brush Studio LLC	616.00	
267914	05/25/2023	Open			Accounts Payable	Oak Construction Corporation	145,520.00	
267915	05/25/2023	Open			Accounts Payable	Occupational Health Centers of MI	698.00	
267916	05/25/2023	Open			Accounts Payable	ODP Business Solutions. LLC	1,812.82	
267917	05/25/2023	Open			Accounts Payable	Oscar W Larson Co	22.61	
267918	05/25/2023	Open			Accounts Payable	Parker, Jr, Bernard	250.00	
267919	05/25/2023	Open			Accounts Payable	PEA Group	3,397.50	
267920	05/25/2023	Open			Accounts Payable	Pepsi-Cola Company	8,629.35	
267921	05/25/2023	Open			Accounts Payable	Petty Cash-Stony Creek	379.96	
267922	05/25/2023	Open			Accounts Payable	Pitney Bowes	179.46	
267923	05/25/2023	Open			Accounts Payable	PlantWise	8,625.00	
267924	05/25/2023	Open			Accounts Payable	Police Officers Association	165.36	
267925	05/25/2023	Open			Accounts Payable	Police Officers Labor Council	1,773.87	
267926	05/25/2023	Open			Accounts Payable	Pontoni, Stephen Vincent	250.00	
267927	05/25/2023	Open			Accounts Payable	Quadrozzi, Jaye	250.00	

Payment Register

Payment Dates 05/01/23 - 05/31/23

Number	Date	Status	Void Reason	Reconciled/ Voided Date	Source	Payee Name	Transaction Amount	Difference	
Bank Account 1-Comerica - Comerica Bank Checking									
Payment Type Check									
267928	05/25/2023	Open			Accounts Payable	Quality Pool Supply	307.51		
267929	05/25/2023	Open			Accounts Payable	Richmond New Holland	3,174.03		
267930	05/25/2023	Open			Accounts Payable	RKA Petroleum Co's	18,759.87		
267931	05/25/2023	Open			Accounts Payable	Roberts Co.	21,596.50		
267932	05/25/2023	Open			Accounts Payable	Romeo Community Schools	317.86		
267933	05/25/2023	Open			Accounts Payable	RTI Laboratories Inc	3,462.00		
267934	05/25/2023	Open			Accounts Payable	Russ Milne Ford Inc.	1,875.17		
267935	05/25/2023	Open			Accounts Payable	Sani-Vac	800.00		
267936	05/25/2023	Open			Accounts Payable	SEI Private Trust Company	5,352.63		
267937	05/25/2023	Open			Accounts Payable	SEMCO Energy	1,159.07		
267938	05/25/2023	Open			Accounts Payable	SiteOne Landscape Co	234.90		
267939	05/25/2023	Open			Accounts Payable	Sterling Office Systems	149.47		
267940	05/25/2023	Open			Accounts Payable	Tactical Encounters, Inc	15,000.00		
267941	05/25/2023	Open			Accounts Payable	Target Specialty Products	4,144.44		
267942	05/25/2023	Open			Accounts Payable	Teltow Contracting, Inc.	4,050.00		
267943	05/25/2023	Open			Accounts Payable	Tire Wholesalers Company Inc	1,367.00		
267944	05/25/2023	Open			Accounts Payable	TireHub, LLC	2,363.97		
267945	05/25/2023	Open			Accounts Payable	Tyler Technologies	48.75		
267946	05/25/2023	Open			Accounts Payable	United Custom Distribution	336.00		
267947	05/25/2023	Open			Accounts Payable	US Geological Survey	19,000.00		
267948	05/25/2023	Open			Accounts Payable	Utica Community Schools	315.70		
267949	05/25/2023	Open			Accounts Payable	Van Diest Supply Company	3,066.10		
267950	05/25/2023	Open			Accounts Payable	Vance Outdoors, Inc.	5,472.00		
267951	05/25/2023	Open			Accounts Payable	Vermont Systems Inc (VSI)	3,703.09		
267952	05/25/2023	Open			Accounts Payable	Webster & Garner Inc.	2,289.01		
267953	05/25/2023	Open			Accounts Payable	Weingartz Supply Company	28,040.70		
267954	05/25/2023	Open			Accounts Payable	West Marine Pro	153.64		
267955	05/25/2023	Open			Accounts Payable	West MI Travel and Tour	1,650.00		
Payment Type Check Totals							352 Payments	\$2,372,775.02	
Payment Type EFT									
4877	05/01/2023	Open			Accounts Payable	Daniel L Jacob & Co., Inc	302.40		
4878	05/01/2023	Open			Accounts Payable	Michigan , State of	255.00		
4879	05/02/2023	Open			Accounts Payable	Fintech	122.64		
4880	05/01/2023	Open			Accounts Payable	Rave Associates	315.20		
4881	05/01/2023	Open			Accounts Payable	Michigan , State of	194.40		
4882	05/05/2023	Open			Accounts Payable	O&W, INC.	266.70		

Payment Register

Payment Dates 05/01/23 - 05/31/23

Number	Date	Status	Void Reason	Reconciled/ Voided Date	Source	Payee Name	Transaction Amount	Difference
Bank Account 1-Comerica - Comerica Bank Checking								
Payment Type EFT								
4883	05/05/2023	Open			Accounts Payable	O&W, INC.	553.90	
4884	05/05/2023	Open			Accounts Payable	Floral City Beverage, Inc	559.60	
4885	05/03/2023	Open			Accounts Payable	Petitpren Inc.	112.75	
4886	05/25/2023	Open			Accounts Payable	Fifth Third Bank	130,648.67	
4887	05/04/2023	Open			Accounts Payable	Fabiano Bros. Inc	206.90	
4888	05/04/2023	Open			Accounts Payable	Fabiano Bros. Inc	165.20	
4889	05/03/2023	Open			Accounts Payable	Michigan , State of	153.00	
4890	05/03/2023	Open			Accounts Payable	Michigan , State of	(97.20)	
4891	05/03/2023	Open			Accounts Payable	O&W, INC.	462.00	
4892	05/01/2023	Open			Accounts Payable	Imperial Beverage	352.40	
4893	05/03/2023	Open			Accounts Payable	O&W, INC.	181.35	
4894	05/05/2023	Open			Accounts Payable	Rave Associates	249.10	
4895	05/04/2023	Open			Accounts Payable	Premium Dist Of Michigan	224.00	
4896	05/11/2023	Open			Accounts Payable	Equitable - Individual	5,700.00	
4897	05/11/2023	Open			Accounts Payable	HCMA Flexible Spending	730.75	
4898	05/11/2023	Open			Accounts Payable	Health Equity Employer Services	15,312.03	
4899	05/11/2023	Open			Accounts Payable	Michigan , State of	34,487.94	
4900	05/11/2023	Open			Accounts Payable	MISDU	2,580.61	
4901	05/11/2023	Open			Accounts Payable	United States Treasury	227,757.72	
4902	05/11/2023	Open			Accounts Payable	Vantagepoint Transfer Agents	7,684.25	
4903	05/11/2023	Open			Accounts Payable	Vantagepoint Transfer Agents	25,136.62	
4904	05/11/2023	Open			Accounts Payable	Vantagepoint Transfer Agents	23,805.58	
4905	05/09/2023	Open			Accounts Payable	Premium Dist Of Michigan	102.60	
4906	05/09/2023	Open			Accounts Payable	Premium Dist Of Michigan	371.00	
4907	05/08/2023	Open			Accounts Payable	Rave Associates	223.50	
4908	05/04/2023	Open			Accounts Payable	Tri-County Beverage	396.60	
4909	05/09/2023	Open			Accounts Payable	Tri-County Beverage	241.30	
4910	05/15/2023	Open			Accounts Payable	Rave Associates	156.00	
4911	05/15/2023	Open			Accounts Payable	O&W, INC.	390.20	
4912	05/15/2023	Open			Accounts Payable	West Side Beer Distributing	919.00	
4913	05/15/2023	Open			Accounts Payable	Michigan , State of	(168.80)	
4914	05/11/2023	Open			Accounts Payable	Rave Associates	511.60	
4915	05/11/2023	Open			Accounts Payable	O&W, INC.	802.80	
4916	05/11/2023	Open			Accounts Payable	Daniel L Jacob & Co., Inc	295.00	
4917	05/11/2023	Open			Accounts Payable	Rave Associates	256.00	
4918	05/02/2023	Open			Accounts Payable	Michigan , State of	574.40	

Payment Register

Payment Dates 05/01/23 - 05/31/23

Number	Date	Status	Void Reason	Reconciled/ Voided Date	Source	Payee Name	Transaction Amount	Difference
Bank Account 1-Comerica - Comerica Bank Checking								
Payment Type EFT								
4919	05/11/2023	Open			Accounts Payable	O&W, INC.	642.80	
4920	05/11/2023	Open			Accounts Payable	Daniel L Jacob & Co., Inc	172.20	
4921	05/01/2023	Open			Accounts Payable	Tri-County Beverage	(100.00)	
4922	05/11/2023	Open			Accounts Payable	Rave Associates	436.00	
4923	05/01/2023	Open			Accounts Payable	Petitpren Inc.	365.60	
4924	05/01/2023	Open			Accounts Payable	Tri-County Beverage	259.00	
4925	05/16/2023	Open			Accounts Payable	Floral City Beverage, Inc	586.60	
4926	05/16/2023	Open			Accounts Payable	O&W, INC.	970.80	
4927	05/16/2023	Open			Accounts Payable	Rave Associates	179.20	
4928	05/01/2023	Open			Accounts Payable	Daniel L Jacob & Co., Inc	(.01)	
4929	05/01/2023	Open			Accounts Payable	Daniel L Jacob & Co., Inc	(.01)	
4930	05/16/2023	Open			Accounts Payable	Michigan , State of	6,627.19	
4931	05/17/2023	Open			Accounts Payable	West Side Beer Distributing	535.35	
4932	05/17/2023	Open			Accounts Payable	O&W, INC.	736.20	
4933	05/17/2023	Open			Accounts Payable	Great Lakes Wine & Spirits LLC	302.70	
4934	05/17/2023	Open			Accounts Payable	Premium Dist Of Michigan	314.40	
4935	05/17/2023	Open			Accounts Payable	Premium Dist Of Michigan	145.00	
4936	05/17/2023	Open			Accounts Payable	Petitpren Inc.	118.45	
4937	05/17/2023	Open			Accounts Payable	Rave Associates	343.20	
4938	05/18/2023	Open			Accounts Payable	Daniel L Jacob & Co., Inc	160.50	
4939	05/18/2023	Open			Accounts Payable	Daniel L Jacob & Co., Inc	244.00	
4940	05/18/2023	Open			Accounts Payable	Michigan , State of	153.00	
4941	05/18/2023	Open			Accounts Payable	O&W, INC.	1,039.10	
4942	05/18/2023	Open			Accounts Payable	Rave Associates	302.20	
4943	05/22/2023	Open			Accounts Payable	O&W, INC.	474.25	
4944	05/22/2023	Open			Accounts Payable	Floral City Beverage, Inc	369.40	
4945	05/22/2023	Open			Accounts Payable	Michigan , State of	1,099.20	
4946	05/22/2023	Open			Accounts Payable	Rave Associates	539.10	
4947	05/01/2023	Open			Accounts Payable	Health Equity Employer Services	(10.00)	
4948	05/01/2023	Open			Accounts Payable	Michigan , State of	(97.20)	
4949	05/26/2023	Open			Accounts Payable	HCMA Flexible Spending	730.75	
4950	05/26/2023	Open			Accounts Payable	Health Equity Employer Services	15,322.03	
4951	05/26/2023	Open			Accounts Payable	Michigan , State of	37,848.28	
4952	05/26/2023	Open			Accounts Payable	MISDU	2,712.24	
4953	05/26/2023	Open			Accounts Payable	United States Treasury	243,735.33	
4954	05/26/2023	Open			Accounts Payable	Vantagepoint Transfer Agents	7,616.41	

Payment Register

Payment Dates 05/01/23 - 05/31/23

Number	Date	Status	Void Reason	Reconciled/ Voided Date	Source	Payee Name	Transaction Amount	Difference
Bank Account 1-Comerica - Comerica Bank Checking								
Payment Type EFT								
4955	05/26/2023	Open			Accounts Payable	Vantagepoint Transfer Agents	23,259.96	
4956	05/26/2023	Open			Accounts Payable	Vantagepoint Transfer Agents	23,789.32	
4957	05/26/2023	Open			Accounts Payable	Equitable - Individual	5,700.00	
4958	05/26/2023	Open			Accounts Payable	Vantagepoint Transfer Agents	3,776.78	
4959	05/30/2023	Open			Accounts Payable	Tri-County Beverage	248.25	
4960	05/30/2023	Open			Accounts Payable	Tri-County Beverage	506.00	
4961	05/30/2023	Open			Accounts Payable	Michigan , State of	204.00	
4962	05/30/2023	Open			Accounts Payable	Michigan , State of	2,158.20	
4963	05/30/2023	Open			Accounts Payable	Tri-County Beverage	195.00	
4964	05/30/2023	Open			Accounts Payable	Rave Associates	521.80	
4965	05/30/2023	Open			Accounts Payable	Premium Dist Of Michigan	556.80	
4966	05/30/2023	Open			Accounts Payable	Petitpren Inc.	249.95	
4967	05/30/2023	Open			Accounts Payable	Petitpren Inc.	253.65	
4968	05/30/2023	Open			Accounts Payable	Michigan , State of	908.10	
4969	05/30/2023	Open			Accounts Payable	O&W, INC.	873.95	
4970	05/30/2023	Open			Accounts Payable	West Side Beer Distributing	768.45	
4971	05/30/2023	Open			Accounts Payable	Rave Associates	320.00	
4972	05/30/2023	Open			Accounts Payable	Michigan , State of	153.00	
4973	05/31/2023	Open			Accounts Payable	Premium Dist Of Michigan	320.60	
4974	05/31/2023	Open			Accounts Payable	Tri-County Beverage	388.80	
4975	05/31/2023	Open			Accounts Payable	Premium Dist Of Michigan	501.00	
4976	05/31/2023	Open			Accounts Payable	Fabiano Bros. Inc	715.25	
4977	05/31/2023	Open			Accounts Payable	Fabiano Bros. Inc	82.60	
4978	05/31/2023	Open			Accounts Payable	Premium Dist Of Michigan	549.80	
4979	05/31/2023	Open			Accounts Payable	Fabiano Bros. Inc	852.50	
4980	05/31/2023	Open			Accounts Payable	Fabiano Bros. Inc	82.60	
4981	05/31/2023	Open			Accounts Payable	Tri-County Beverage	507.25	
4982	05/31/2023	Open			Accounts Payable	Michigan , State of	296.40	
4983	05/31/2023	Open			Accounts Payable	Floral City Beverage, Inc	488.40	
4984	05/31/2023	Open			Accounts Payable	O&W, INC.	730.95	
4985	05/31/2023	Open			Accounts Payable	Michigan , State of	597.60	
4986	05/31/2023	Open			Accounts Payable	O&W, INC.	425.20	
4987	05/31/2023	Open			Accounts Payable	Rave Associates	452.00	
4988	05/31/2023	Open			Accounts Payable	O&W, INC.	559.20	
4989	05/31/2023	Open			Accounts Payable	O&W, INC.	668.60	
4990	05/31/2023	Open			Accounts Payable	Rave Associates	223.20	

Payment Register

Payment Dates 05/01/23 - 05/31/23

Number	Date	Status	Void Reason	Reconciled/ Voided Date	Source	Payee Name	Transaction Amount	Difference	
Bank Account 1-Comerica - Comerica Bank Checking									
Payment Type EFT									
4991	05/31/2023	Open			Accounts Payable	O&W, INC.	534.40		
4992	05/31/2023	Open			Accounts Payable	Michigan , State of	601.20		
4993	05/31/2023	Open			Accounts Payable	Rave Associates	252.80		
4994	05/31/2023	Open			Accounts Payable	Daniel L Jacob & Co., Inc	213.00		
4995	05/31/2023	Open			Accounts Payable	Daniel L Jacob & Co., Inc	113.25		
Payment Type EFT Totals							119 Payments	<u>\$882,967.78</u>	
Bank Account 1-Comerica - Comerica Bank Checking Totals							471 Payments	<u>\$3,255,742.80</u>	

Payment Register

Payment Dates 05/01/23 - 05/31/23

Bank Account **PR - Comerica Bank Payroll**

Payment Type **Check**

<u>Status</u>	<u>Count</u>	<u>Transaction Amount</u>	<u>Reconciled Amount</u>
Open	362	154,342.62	.00
Voided	0	.00	.00
Stopped	0	.00	.00
Totals	362	\$154,342.62	\$0.00

Payment Type **EFT**

<u>Status</u>	<u>Count</u>	<u>Transaction Amount</u>	<u>Reconciled Amount</u>
Open	1559	1,308,511.18	\$0.00
Voided	0	\$0.00	\$0.00
Totals	1,559	\$1,308,511.18	\$0.00

Bank Account **PR - Comerica Bank Payroll** Totals

<u>Status</u>	<u>Count</u>	<u>Transaction Amount</u>	<u>Reconciled Amount</u>
Open	1921	1,462,853.80	.00
Voided	0	.00	.00
Stopped	0	.00	.00
Totals	1,921	\$1,462,853.80	\$0.00

Jaye Quadrozzi
Chairman

Amy McMillan
Director

HURON-CLINTON METROPOLITAN AUTHORITY

To: Board of Commissioners
From: Shedreka Miller, Chief of Finance
Subject: Approval – May Appropriation Amendments
Date: June 2, 2023

Action Requested: Motion to Approve

That the Board of Commissioners approve the May 2023 Appropriation Amendments as recommended by Shedreka Miller, Chief of Finance.

Background: The Metroparks ERP system provides a work-flow process to facilitate departmental budget management. Requested transfers are initiated by Department staff and routed to the appropriate Department Head/District Superintendent for review and approval. Finance provides a final review of the approved requests to verify that they do not negatively impact Fund Balance.

For the month of May, \$134,105 was transferred between general fund accounts. \$3,008 of general fund expense budget increases resulted in a direct decrease to unrestricted fund balance. Transfers were also processed within the capital project fund totaling \$166,364. Tax adjustments resulted in a net increase in fund balance of \$6,101.

The result of these changes can be seen by Accounting Function and Location in the attached chart.

Huron-Clinton Metropolitan Authority
May 2023 Appropriation Transfer Summary

Location	Expense Increase	Expense Decrease	Difference
General Fund Transfers			
Capital			
Lake St. Clair	2,913	4,400	(1,487)
Lower Huron/Willow	37,500	-	37,500
Hudson Mills	-	37,500	(37,500)
Stony Creek	-	7,749	(7,749)
Lake Erie	-	3,884	(3,884)
Wolcott	1,990	-	1,990
Indian Springs	1,894	-	1,894
Total	\$ 44,297	\$ 53,533	\$ (9,236)

Major Maintenance

Administrative Office	-	22,561	(22,561)
Lake St. Clair	4,899	-	4,899
Kensington	4,510	-	4,510
Lower Huron/Willow	6,257	-	6,257
Hudson Mills	20,036	-	20,036
Stony Creek	528	-	528
Lake Erie	18,152	34,682	(16,530)
Huron Meadows	2,862	-	2,862
Total	\$ 57,243	\$ 57,243	\$ (0)

Operations

Administrative Office	-	17,150	(17,150)
Lake St. Clair	7,400	3,000	4,400
Lower Huron/Willow	7,500	-	7,500
Stony Creek	17,486	3,000	14,486
Total	\$ 32,386	\$ 23,150	\$ 9,236

Administrative

Total	179	179	-
Total	\$ 179	\$ 179	\$ -

Total General Fund Transfers

Total	\$ 134,105	\$ 134,105	\$ (0)
-------	------------	------------	--------

Capital Project Fund Transfers

Administrative	-	59,211	(59,211)
Lake St. Clair	84,694	52,302	32,392
Lower Huron/Willow/Oakwoods	11,044	-	11,044
Hudson Mills	2,717	-	2,717
Stony Creek	65,470	54,851	10,619
Lake Erie	699	-	699
Indian Springs	1,741	-	1,741
Total	\$ 166,364	\$ 166,364	\$ (0)

Tax Adjustment

Tax Year	Revenue Decrease	Revenue Increase	Net
Current	1,134	-	1,134
Prior	-	7,235	(7,235)
Total	\$ 1,134	\$ 7,235	\$ (6,101)

HURON-CLINTON METROPOLITAN AUTHORITY

To: Board of Commissioners
From: Shedreka Miller, Chief of Finance
Subject: Report – Monthly Major Maintenance Project
Date: June 2, 2023

Action Requested: Motion to Receive and File

That the Board of Commissioners' receive and file the Major Maintenance report as submitted by Shedreka Miller and staff.

Background: The Metroparks track the costs associated with periodic or infrequent repairs or maintenance that do not meet the criteria for capitalization in a function of our chart of accounts known as major maintenance. We utilize a project accounting system to budget, record and report these costs. To provide the Board of Commissioners and the broader public with improved information surrounding major maintenance projects we have developed a monthly Major Maintenance Status Report.

This report is modeled after the revised Capital Project Fund report. The format includes the location, project title from the budget document, a brief description of the work, the original budget funding, the current amended budget, year-to-date transactions, life-to-date transactions, life-to-date encumbrance balance, the remaining budget and the project status.

Most major maintenance repairs are completed within one year. Occasionally projects require additional time to complete.

As of the end of May, quite a few projects have been contracted or started with year-to-date expenses at 24.4% of the total budget.

Attachment: May 2023 Major Maintenance Status Report

Major Maintenance Status Report											
5/31/2023											
Location	Project Title	Project Description	Original Budget Funding	Carry Over Budget Funding	Amended Budget	Year to Date Transactions	Life to Date Transactions	Life to Date Encumbrance	Remaining Budget	Project Status	
Lake St Clair	North/South Marina Dock Electrical	Replace electrical conductors that feed the power to the pedestals for boaters at the North Marina rental slips. Current electrical has been damaged due to high water levels	150,000	-	18,171	2,412	18,405	0	(234)		
Lake St Clair	East Boardwalk Resurface replacement - Phase 3	Continuation of decking Replacement and Repairs	350,000	-	380,089	366,920	372,210	0	7,879		
Lake St Clair	Stormwater Drainage Repairs on Culverts	Replacement of deteriorated culverts throughout the park	45,000	-	0	0	0	0	0		
Lake St Clair	Culvert Replacemet (CUL-LSC-002, 009, 029)	Replacement of old deteriorated culverts-part of plan	26,191	-	0	0	0	0	0		
Lake St Clair	Replace Surfside Shelter with Accessible Shelter	Replace Surfside with accessible shelter	85,000	-	0	0	0	0	0		
Lake St Clair	Hike/Bike Path crack repairs throughout Park	Hike / Bike path crack repairs	55,000	-	0	0	0	0	0		
Kensington	Dam Concrete Work	Fix concrete spalling	247,000	-	3,698	0	3,698	0	0		
Kensington	Restripe roadways/crosswalks parkwide, accessible parking	Replacement of faded pavement markings	-	24,543	30,273	0	5,729	24,543	0		
Kensington	Repainting of Sprayzone towers and fence (at Martindale)	Painting of steel structures and fencing	-	88,600	99,919	7,197	11,319	88,600	(0)		
Kensington	Golf Course Cart Path Milling	Grind Cart Path	-	37,781	37,781	0	2,219	0	35,562		
Kensington	Golf Course Supplemental Irrigation Well	Replace well that supplies water to irrigate golf course	-	22,580	22,580	0	0	22,580	0		
Kensington	Park Office Well Repair	Unexpected repair of Well at the Park office	-	-	12,871	12,781	12,781	0	90		
Kensington	East Boat Launch Pump 2 Repair	Unexpected repair of Pump at East Boat Launch	-	-	13,995	13,995	13,995	0	0		
Kensington	Mulch Installation	Mulch installation parkwide	21,450	-	23,563	23,563	23,563	0	0		
Kensington	East Boat Launch Pump 1 repair	Emergency Repair to Pump at East Boat Launch	-	-	16,490	5,835	5,835	10,655	0		
Kensington	Dam Safety Logs	Aluminum Stop Logs for Dam Safety	92,500	-	64,261	0	0	64,261	0		
Kensington	Trail Improvement - Martindale north to Shore Fishing	Replaces the existing failing asphalt surface on the bike trail	427,000	-	0	0	0	0	0		
Kensington	Boat Launch Building & Seawall Repairs	Repairs to the steel on the existing seawall	30,000	-	0	0	0	0	0		
Kensington	Replace culverts (CUL-Ken-041,85,89)	Replacement of old deteriorated culverts	17,000	-	0	0	0	0	0		
Kensington	Upgrades to Kensington Park Office	Upgrade Kensington Park Office	20,000	-	7,129	0	0	0	7,129		
Lower Huron	Turtle Cove UV Light Replacement	Replacement of ultraviolet disinfection for pool	-	14,299	14,299	0	0	14,299	0		
Lower Huron	Lower Huron North End Parkway Resurfacing	Roadway surface repairs	650,000	-	586,223	17,285	17,285	0	568,938		
Lower Huron	Pump Motor Replacemet at Turtle Cove	Dam Safety Logs	-	-	35,790	0	0	35,790	0		
Lower Huron	Lower Huron Drainage/Culvert Replacement CUL LH 564 Camp Dr	Replacement of old deteriorated culverts	12,090	-	0	0	0	0	0		
Lower Huron	Turtle Cove Marcite Repairs - Replace remainder of Lazy River	Replace the marcite in remainder of lazy river at Turtle Cove	300,000	-	0	0	0	0	0		
Willow	Upgrades Signage for new Park Office	New Signs for park office located at Willow	15,000	-	0	0	0	0	0		
Hudson Mills	Golf Starter Building Roof Replacement	Replacement of flat roof section	-	80,000	5,290	2,562	5,290	78,625	(78,625)		
Hudson Mills	Well Replacement at Park Office/Activity Center	Emergency replacement of well	-	-	19,682	19,682	19,682	0	0		
Hudson Mills	Replace Siding & Roofs at Golf Course Shop, Chem Bldg & Cart Barn	replace old t1-11 siding with steel siding and fix roof leak around windows	160,000	-	0	0	0	0	0		
Hudson Mills	Replace Outfalls (SDC-HUD-001, 009, 016) per Storm Mgmt Plan	Replacement of stormwater discharge culvert (SDC) outfalls	14,000	-	0	0	0	0	0		
Stony Creek	Restriping of park roads, hike-bike paths & crosswalks	Restriping of pavement markings	-	35,020	35,337	35,050	35,367	0	(30)		
Stony Creek	Small Well Replacement	New well and controller for supplemental water well	30,000	-	290	0	290	0	0		
Stony Creek	Eastwood Beach-Boiler Replacement	Repalce Boiler at Eastwood Beach	40,000	-	32,316	32,316	32,316	0	0		
Stony Creek	Trail Maintenance throughout Park	Trail Maintenance throughout Park	25,000	-	25,000	25,000	25,000	0	0		
Stony Creek	Mulch Installation	Mulch installation parkwide	10,230	-	11,238	11,238	11,238	0	0		
Stony Creek	Golf Course Bunker Repairs	Bunkers have failed, need to rebuild	15,000	-	15,000	3,573	3,573	0	11,427		
Stony Creek	Dam Safety Logs	Aluminum Stop Logs for Dam Safety	92,500	-	64,261	0	0	64,261	0		
Stony Creek	Bikepath Bridge between Winter Cove & MT Vernon	Repair bridge on bike path	80,000	-	0	0	0	0	0		
Stony Creek	Stormwater Drainage Repairs on Culverts	Replacement of deteriorated culverts	50,000	-	0	0	0	0	0		
Stony Creek	Replace Water Line to Eastwood Beach Restrooms	Current water lines are at the end of lifespan	60,000	-	0	0	0	0	0		
Stony Creek	Electrical Upgrades at Eastwood Beach from Transformer	Repairs made in the past, replacement of line needs to be done	120,000	-	0	0	0	0	0		
Stony Creek	Golf Course Water Drainage Phase 3	Cut cart path/install culverts as needed - Phase 3	40,000	-	0	0	0	0	0		
Stony Creek	Update Signage throughout Park	Update Signage	15,000	-	0	0	0	0	0		
Stony Creek	Installation of Generator at Park Office	Install generator at park office	30,000	-	0	0	0	0	0		
Oakwoods	Tolbooth Electrical	Electrical connection to tolbooth	-	40,470	58,728	75,306	76,522	0	(17,795)		
Lake Erie	Boat Launch Sanitary Updates	Replacement of nonfunctioning sewer line and pumps	-	-	66,102	60,000	60,102	6,000	0		
Lake Erie	Dredge Marina Channel and Relocate Spoils pile	Dredging and moving of previous spoils piles	150,000	-	67,756	1,469	20,843	0	46,913		
Lake Erie	Museum Wall Repair	Repair of leaning pation retaining wall	-	100,000	1,602	0	1,602	0	0		
Lake Erie	Nature trail boardwalk repairs of Northern Trapper run	Repalcement of deteriorated wooded boardwalk	35,000	-	0	0	0	0	0		
Lake Erie	Wave Pool Plaza Cement Work	Various sections of cement around wave pool plaza; to include a section of the hike bike path behind pool mechanical building. New Vendor-replaces 71221.136	-	118,492	136,720	82,748	83,244	53,872	(396)		
Lake Erie	Golf Course Maintenance Building - Complete Siding	Complete last side of building. Three-quarters were completed in 2021	15,000	-	15,000	0	0	12,680	2,320		
Lake Erie	Replace electric wiring at Marina boat docks	Upgrade existing wiring to marina pedestals	50,000	-	0	0	0	0	0		
Lake Erie	SWMP Projects-Drainage/Culvert Replacement-LE036, 005, 006, 015	Replacement of deteriorated culverts	16,354	-	0	0	0	0	0		
Lake Erie	Golf Course Storage Building Siding Replacement	Reside with metal siding , current wood siding is rotting	60,000	-	0	0	0	0	0		
Lake Erie	Relocate Spoils Pile at Marina	Relocate to restricted covenant area	60,000	-	0	0	0	0	0	Combined with 71221.134	
Wolcott	Fill in Raceway at Mill	Project to look at filling in the raceway beneath the Mill	-	80,000	0	0	0	0	0		
Wolcott	Funace Replacement at Cow Barn	Two failing furnaces, no longer able to find repair parts	20,000	-	10,800	0	0	0	10,800	Moved to Opearations, under \$10k	
Wolcott	Demo & Cleanup of new aquired Wolcott Property	Demolish existing structures on newly acquired Wolcott property	50,000	-	0	0	0	0	0		
Indian Springs	Replace Irrigation Head control system at Golf Course	Replacement of irrigation head control system	-	105,537	105,537	105,537	105,537	0	0		
Indian Springs	Install Irrigation Head control system at Golf Course	Install Irrigation Controllers	15,000	-	9,500	0	0	9,500	0		
Indian Springs	Replace Pump intakes, Electric Panel & Connections at Golf Course	Replace pump intakes, electric panel, and connections	260,000	-	0	0	0	0	0		
Indian Springs	Replace Culverts (CUL-IND-22,29,34)	Repalce deteriorated culverts	16,000	-	0	0	0	0	0		
Huron Meadows	Golf Starter Building Roof Replacement	Replacement of the existing shingle roof on the starter building	-	83,270	127,546	88,882	118,973	0	8,573		
			\$ 4,072,315		\$ 2,174,834	\$ 993,349	\$ 1,086,618	\$ 485,665	\$ 602,550		
						24.4%					

HURON-CLINTON METROPOLITAN AUTHORITY

To: Board of Commissioners
From: Shedreka Miller, Chief of Finance
Subject: Report – Monthly Capital Project Fund
Date: June 2, 2023

Action Requested: Motion to Receive and File

That the Board of Commissioners' receive and file the Capital Project Fund report as submitted by Shedreka Miller and staff.

Background: In 2018, the Board of Commissioners approved the creation of a capital project fund. To improve the information provided on specific capital improvement projects Finance is working on developing a monthly performance report.

The following columns of data are provided by project:

- Life-To-Date Total Project Budget
- Year-To-Date Total Project Expenditures
- Life-To-Date Total Project Expenditures
- Current Project Encumbrances (Funds committed through the purchase order process)
- Balance (Life-To-Date Budget less Life-To-Date Expenditures and Current Encumbrances)

This information has now been augmented to include the original budget. In addition, a page has been added which provides a more detailed description of the project as well as the current status of the project and the current estimate of what year the project will be completed. It is anticipated that this additional information will allow the Board of Commissioners as well as the general public to stay up-to-date on the capital project work underway throughout the Metroparks.

Expenditures during May 2023 were primarily related to staff working on projects. The following projects had a minor amount of contracted expenses during the month:

- Stony Creek – Boat Launch Building Redevelopment
- Stony Creek – Golf Course Pumphouse & Irrigation Replacement
- Lake St Clair – Entrance & Office Road Reconstruction
- Lower Huron – Iron Bell Trail Project
- Lake Erie – Shoreline & Fish Habitat Restoration

Attachment: May 2023 Capital Project Fund Update

Capital Project Status Report

As of 05/31/2023

Location	Project Title	Original Budget	Amended Budget	Year to Date Transactions	Life to Date Transactions	Life to Date Encumbrance	Remaining Budget	Available Grant Funding
Lake St Clair	Black Creek Marsh Wetland Filtration Enhancement	253,000	326,347	38,448	146,971	0	179,376	160,000
Lake St Clair	Accessible Kayak Launch & Power Installation	50,000	56,151	0	0	0	56,151	
Lake St Clair	Backup Internet Fiber Installation	40,000	40,000	0	0	30,815	9,185	
Lake St Clair	Electrical Grid Replacement	802,216	809,154	16,802	138,982	7,998	662,173	
Lake St Clair	Beach Restoration	400,000	483,006	39,237	414,782	55,677	12,548	292,167
Lake St Clair	Michigan Coastal Management Program-Accessible Launch	392,850	628,041	3,901	628,041	0	0	196,425
Lake St Clair	Entrance/Office Road Reconstruction	1,100,000	1,507,846	43,275	1,112,656	344,800	50,390	
Lake St Clair	Wood Bridge near Interpretive Center Replacement	62,000	63,528	1,114	1,715	52,302	9,511	
Lake St Clair	Upgrade 4th Tollbooth	27,500	27,538	17,295	17,333	0	10,205	
Lake St Clair	Rework Electrical for Permanent Tollbooths to Connect to 4th	50,000	50,000	0	0	0		
Kensington	Accessible Path from N Hickory Shelter to Restroom	65,000	66,273	0	1,273	0	65,000	
Kensington	Accessible Path from S Martindale Shelter to Vault & Beach	85,000	85,954	0	954	0	85,000	
Kensington	Accessible Path from N Martindale Shelter to Beach	30,000	30,354	0	354	0	30,000	
Kensington	Install EV Charging Station	67,000	67,000	0	0	0	67,000	
Dexter	Delhi Launch & Take Out Renovations	306,000	306,000	0	0	0	306,000	153,000
Lower Huron	Backup Internet Fiber Installation	205,000	185,362	0	150,000	18,627	16,735	
Lower Huron	Toll Booth Replacement and Paving	30,000	46,580	22,358	46,580	0	0	
Lower Huron	Iron Bell Trail Project	716,700	953,155	(1,538)	778,662	76,393	98,101	488,742
Lower Huron	Walnut Grove Campground Improvements	784,600	784,600	0	0	0	784,600	450,000
Lower Huron	Off Leash Dog Area Development	330,800	330,800	0	0	0	330,800	165,400
Lower Huron	New Slide Structure at Turtle Cove	1,600,000	1,637,349	0	289,479	716,751	631,119	
Lower Huron	Accessible Path from Hawthorne Glade N Shelter to Turtle Cove	110,000	110,813	0	813	0	110,000	
Lower Huron	Accessible Path from Tulip Tree Shelter to Restrooms	30,000	31,838	0	1,838	0	30,000	
Hudson Mills	Backup Internet Fiber Installation	40,000	7,994	0	0	0	7,994	
Hudson Mills	Rapids View area Development	453,800	696,025	0	696,025	0	0	226,900
Hudson Mills	Picnic Area Development at Canoe Launch	385,500	409,268	4,353	23,768	0	385,500	192,700
Hudson Mills	Replace Vault Toilet with CXT	110,000	231,637	(4,722)	70,128	155,255	6,255	
Hudson Mills	Accessible Access to Activity Center Shelter	40,000	40,212	0	212	0	40,000	
Hudson Mills	Convert Gas Storage Tanks for Above Ground	150,000	127,273	0	0	0	127,273	
Stony Creek	Boat Launch Building Redevelopment	1,750,000	2,178,742	136,930	2,075,489	32,875	70,378	50,000
Stony Creek	Backup Internet Fiber Installation	80,000	80,000	0	0	70,407	9,593	
Stony Creek	Golf Course Pumphouse & Irrigation System Replacement	1,000,000	1,003,468	94,635	95,050	107,678	800,740	
Stony Creek	Accessible Path from Winter Cove N to Winter Cove S Shelters	55,000	215,168	8,917	191,769	8,309	15,090	
Stony Creek	Develop Shelter in former Banquet Tent Area	500,000	500,000	0	0	0	500,000	
Stony Creek	Seawall Repair & Washington Twp Fire Dept Boat Pier	570,000	578,342	30,141	34,867	43,153	500,322	
Stony Creek	Reflection Nature Trail Improvements	931,200	933,895	2,412	2,695	0	931,200	465,600
Stony Creek	Hike Bike Path & Bridge Replacement btwn Winter Cove & Mt Ver	800,000	82,309	1,812	2,309	0	80,000	
Stony Creek	Install Electricity at 4th Tollbooth	20,000	20,000	0	0	0		
Stony Creek	Install EV Charging Station	67,000	67,000	0	0	0		
Willow	Park Office Replacement	2,121,300	2,802,201	8,823	2,795,775	0	6,426	
Willow	Big Bend Shoreline Protection	501,593	617,361	5,611	578,042	39,319	(0)	250,000
Willow	Washago Pond Restoration	903,697	907,362	1,741	7,362	0	900,000	
Willow	Accessible Path from Fox Meadows N & S Shelters to Pool	65,000	65,000	0	0	0	65,000	
Willow	Golf Course Pumphouse Upgrades	260,000	260,377	377	377	0	260,000	
Willow	Roof Replacement at Golf Course Clubhouse	70,000	70,000	0	0	0	70,000	
Willow	UST Fuel Pump Removal & Replacement at Golf Course	230,000	230,000	0	0	0	230,000	
Willow	Salt Storage Curtain Closure	20,000	20,000	0	0	0	20,000	
Willow	Install EV Charging Station	66,000	66,000	0	0	0	66,000	
Oakwoods	Accessible Nature Trail Development	248,000	272,253	21,111	24,253	0	248,000	124,000
Oakwoods	Flat Rock Dam	755,000	755,000	0	0	377,659	377,341	
Lake Erie	Shoreline and Fish Habitat Restoration	1,600,000	1,686,113	61,781	1,096,822	437,215	152,077	1,404,353
Lake Erie	Boat Launch Fish Cleaning Station	45,000	45,000	0	0	0	45,000	
Lake Erie	Accessible Kayak Launch with Area Development	245,000	245,546	0	546	0	245,000	122,500
Lake Erie	Cherry Island Nature Trail Improvements	870,800	876,034	16,390	16,390	0	859,644	600,000
Lake Erie	Cove Point Vault Toilet Replacements	100,000	153,536	(1,242)	50,167	99,400	3,970	
Lake Erie	Sewer Line Replacement at Boat Launch Building	150,000	99,629	7,108	15,702	0	83,927	
Lake Erie	Protecting Lake Erie Marsh with Green Infrastructure	-	658,104	0	361	0	657,743	
Lake Erie	Wave Pool Mertha Liner and Updates	4,000,000	4,000,000	70	0	343,250	3,656,750	
Lake Erie	Resurface Outdoor Courts with Sport Tile	60,000	60,070	75	70	0	60,000	
Wolcott	Farm to Mill Trail Connector	1,000,000	1,001,033	0	1,033	0	1,000,000	
Wolcott	Replace Roof on Mile Barn	150,000	150,000	0	0	0	150,000	
Indian Springs	Golf Course Pumphouse Upgrades	-	431,000	2,702	2,702	19,438	408,860	
Indian Springs	Playground Redevelopment at Meadow Lark	600,000	608,209	209	209	600,000	8,000	
Indian Springs	Electrical Conversion at Golf Building	230,000	235,717	25,139	25,139	32,308	178,270	
Indian Springs	UST Removal at Golf Course	200,000	200,000	0	0	0	200,000	
Indian Springs	Healing the Huron River Headwaters-Tree Planting & Restoration	-	100,000	0	0	100,986	(986)	
		28,981,556	32,414,565	605,267	11,537,693	3,770,614	\$ 16,175,113	\$ 5,341,787



HURON-CLINTON METROPOLITAN AUTHORITY

To: Board of Commissioners
From: Amy McMillan, Director
Project Title: Update - Purchases over \$10,000
Date: May 30, 2023

Action Requested: Receive and File

That the Board of Commissioners receive and file the update for purchases over \$10,000, up to, and including \$25,000 as submitted by Director Amy McMillan and staff.

Background: On May 9, 2013, the Board approved the updated financial policy requiring the Director to notify the Board of purchases exceeding \$10,000, up to, and including \$25,000.

The following list contains purchases exceeding the \$10,000 threshold:

<u>Vendor</u>	<u>Description</u>	<u>Price</u>
1. Tactical Encounters, Inc.	Active Shooter Training	\$15,000.00
2. Altec Industries, Inc.	Hydraulic System Repair/Hose Replacement for Lift Truck	\$19,664.23
3. Neighborhood Roofing	Siding Installation at Lake Erie Golf Maintenance Building	\$12,680.00



**HURON-CLINTON METROPOLITAN
AUTHORITY**

To: Board of Commissioners
From: Amy McMillan, Director
Project Title: Purchases – Total Spent and Vendor Locations
Date: May 30, 2023

Action Requested: Receive and File

That the Board of Commissioners receive and file the update for total spent and vendor locations as submitted by Director Amy McMillan and staff.

Background: Each month the Purchasing Department summarizes the total amount spent on capital equipment purchases, major maintenance, and park projects and includes the location of vendors, either within or outside the Metroparks five-county region as well as the effect of DEI, living wage, and the Metroparks local preference policy.

Attachment: Award Requests

Award Requests for June 2023

Vendor	Vendor Location	Description	Park Location	Total Request	Five-County	Greater Michigan	Outside Michigan	Effect of DEI, Living Wage, and Local Preference Policies
Hutson, Inc.	South Lyon, MI	John Deere Gator XUV835M	Huron Meadows	\$ 35,060.17	\$ 35,060.17			
Midwest Golf and Turf	Commerce Township, MI	Carryall Utility Carts	Lake St. Clair, Stony Creek, Wolcott Mill, Lower Huron, Willow, and Huron Meadows	\$ 83,000.27	\$ 83,000.27			
Textron, Inc.	Augusta, GA	Four Gas Golf Carts	Kensington	\$ 23,400.00			\$ 23,400.00	
Dalco Services LLC	Ray, MI	Stony Creek Golf Course Drainage	Stony Creek	\$ 33,586.22	\$ 33,586.22			
Giffels Webster	Washington Twp, MI	Reflection Trail Design	Stony Creek	\$138,168.00	\$138,168.00			
A/C Building Systems, Inc	Wixom, MI	Indian Springs Cart Barn Electric for EV Carts	Indian Springs	\$138,650.00	\$138,650			

Totals:	\$451,864.66	\$428,464.66	\$0.00	\$23,400.00
Percent of Total Award Request:		94.82%	0.00%	5.18%



HURON-CLINTON METROPOLITAN AUTHORITY

To: Board of Commissioners
 From: Travis Grubb, Senior Buyer
 Project No: 2023-005
 Project Title: Transfer of Funds for Lake Erie Green Infrastructure Project
 Location: Lake Erie Metropark
 Date: May 30, 2023

Action Requested: Motion to Approve

That the Board of Commissioners approve the transfer of \$125,913 from the General Fund to the Lake Erie Green Infrastructure project. This transfer is necessary to address a shortfall within the project budget and ensure its successful implementation.

Fiscal Impact: At the May 2023 Board meeting, the Board of Commissioners approved the award of RFP 2023-005 to Environmental Consulting & Technology, Inc. of Ann Arbor, MI. The awarded contract, initially valued at \$633,673, encompasses the design and construction of green infrastructure measures at the Lake Erie Metropark, as well as invasive species removal and restoration planting at Six Points.

The award documents presented to the Board of Commissioners in May indicated that the project would be funded through a U.S. Environmental Protection Agency grant with a total budget of \$658,104.14. However, it has come to our attention that the project budget included pre-encumbered match funds meant for in-kind project support from partner Wyandot of Anderdon Nation and HCMA staff, which cannot be used for contracted services.

To help address this shortfall, HCMA has decided to internally manage the public engagement portion of the project. This adjustment will remove the corresponding scope of work from Environmental Consulting & Technology, Inc.'s contract, resulting in a reduction of the project's overall value by \$30,060. Environmental Consulting & Technology, Inc. has agreed to the reduction in scope.

Considering these circumstances, we request that the Board of Commissioners approve the transfer of \$125,913 from the General Fund to cover the funding shortfall within the Lake Erie Green Infrastructure project.



HURON-CLINTON METROPOLITAN AUTHORITY

To: Board of Commissioners
From: Neil Eby, Buyer
Project No: Sourcewell Contract 031121-DAC
Project Title: Cooperative Purchase of a Gator Work Vehicle
Location: Huron Meadows Metropark
Date: May 26, 2023

Action Requested: Motion to Approve

That the Board of Commissioners approve the cooperative purchase of one John Deere Gator XUV835M work vehicle through Sourcewell Contract 031121-DAC for \$35,060.17 from Hutson, Inc. of South Lyon, MI.

Fiscal Impact: Funds will come from the board approved 2023 Capital Equipment budget, which allowed \$30,000 for this purchase. The additional \$5,060.17 will come from savings within the Huron Meadows golf course capital equipment budget.

Scope of Work: Hutson, Inc. will be responsible for furnishing and delivering one John Deere Gator XUV835M work vehicle to the Huron Meadows Metropark Golf Course.

Process: HCMA solicited quotes through Sourcewell Contract 031121-DAC as well as the State of Michigan's MiDeal Contract 071B7700085. The Sourcewell Contract price provided a total discount of \$5,707.48 and a savings of \$750.44 compared to the State's MiDeal contract.



HURON-CLINTON METROPOLITAN AUTHORITY

To: Board of Commissioners
 From: Neil Eby, Buyer
 Project No: ITB 2023-012
 Project Title: Carryall Utility Carts
 Location: Lake St. Clair, Stony Creek, Wolcott Mill, Lower Huron, Willow, and Huron Meadows
 Date: May 26, 2023

Action Requested: Motion to Approve

That the Board of Commissioners approve the award of ITB 2023-012 to Midwest Golf and Turf of Commerce Township, MI for the purchase of seven carryall utility vehicles, with varying specifications, for a grand total of \$83,000.27.

Fiscal Impact: Funds will come from the board approved 2023 Capital Equipment budget, which allowed \$88,000 for this purchase. The bid is \$4,999.73 in favor of the budget.

Scope of Work: Midwest Golf and Turf will be responsible for furnishing and delivering seven carryall utility vehicles of various make and models, to the following locations:

- Two Carryall 300 Utility Carts – Lake St. Clair Metropark
- Two Carryall 300 Utility Carts – Stony Creek Metropark
- One Carryall 500 Utility Cart – Wolcott Mill Metropark
- One Carryall 500 Utility Cart and Range Enclosure Cab – Lower Huron/Willow Metropark
- One Carryall 300 Utility Cart and Range Enclosure Cab – Huron Meadows Metropark

Process: HCMA posted ITB 2023-012 on the Michigan Intergovernmental Trade Network (MITN) site on May 8, 2023, which provided notice of the solicitation to 83 vendors. 12 vendors downloaded the bid documents and two submitted bids, which are summarized in the following table:

	Midwest Golf and Turf	Textron
Carryall 300	\$41,482.04	\$39,224.00
Carryall 500	\$12,361.36	\$11,635.00
Carryall 500/Range Enclosure	\$15,071.26	\$12,695.00
Carryall 300/Range Enclosure	\$14,085.61	\$11,027.00
Total Bid:	\$83,000.27 *	\$74,581.00

**Indicates recommended award*

Textron's bid was deemed non-responsive as the equipment it was based on did not meet minimum specifications. Midwest Golf and Turf was found to have submitted the lowest responsive and responsible bid.



HURON-CLINTON METROPOLITAN AUTHORITY

To: Board of Commissioners
 From: Neil Eby, Buyer
 Project No: ITB 2023-013
 Project Title: Gas Golf Carts
 Location: Kensington Metropark
 Date: May 26, 2023

Action Requested: Motion to Approve

That the Board of Commissioners approve the award of ITB 2023-013 to Textron, Inc. of Augusta, GA for the purchase of four gas golf carts for a grand total of \$23,400.

Fiscal Impact: Funds will come from the board approved 2023 Capital Equipment budget, which allowed \$24,000 for this purchase. The bid is \$600 in favor of the budget.

Scope of Work: Textron, Inc. will be responsible for furnishing and delivering four gas powered golf carts to Kensington Metropark.

Process: HCMA posted ITB 2023-013 on the Michigan Intergovernmental Trade Network (MITN) site on May 8, 2023, which provided notice to 66 vendors. 13 vendors downloaded the bid documents and four provided bids, which are summarized in the following table:

Bidder	Grand Total Bid Amount
Textron, Inc.	\$23,400.00 *
Midwest Golf & Turf	\$24,271.16
Taza	\$61,000.00
Pheonix	\$87,940.00

**Indicates recommended bid award*

Textron, Inc. was found to have submitted the lowest responsive and responsible bid.



HURON-CLINTON METROPOLITAN AUTHORITY

To: Board of Commissioners
 From: Neil Eby, Buyer
 Project No: ITB 2023-014
 Project Title: Stony Creek Golf Course Drainage Work
 Location: Stony Creek Metropark
 Date: May 30, 2023

Action Requested: Motion to Approve

That the Board of Commissioners approve the award of ITB 2023-014 to Dalco Services LLC of Ray, MI for drainage work at the Stony Creek Golf Course for a total, not-to-exceed cost of \$33,586.22.

Fiscal Impact: Funds will come from the board approved 2023 major maintenance budget, which allowed \$40,000 for this project.

Scope of Work: Stony Creek Golf Course requires drainage improvements on holes three, four, and nine. Dalco Services LLC will be responsible for the installation of approximately 2,000 linear feet of double wall drainage pipe, combined in several areas, and all associated tasks associated with the job. Examples of additional tasks would be trenching and backfilling, cleanup of spoils, seeding trenches after work is completed, and cutting/repairing cart paths.

Process: HCMA posted ITB 2023-014 on the Michigan Intergovernmental Trade Network (MITN) site on May 8, 2023, which provided notice to 332 vendors. 33 vendors downloaded the bid documents and four provided bids, which are summarized in the following table:

Bidder	Grand Total Bid
Dalco Services LLC	\$33,586.22*
Catskill Remedial Contracting Services, Inc.	\$37,877.00
Performance Sports & Turf	\$39,965.00
Santoro Services	\$85,500.00

**Indicates recommended bid award*

Dalco Services LLC was found to have submitted the lowest responsive and responsible bid.



To: Board of Commissioners
From: Shedreka Miller, Chief of Finance
Subject: May Financial Review
Date: 6/2/2023

Action Requested: Motion to Receive and File

That the Board of Commissioners' receive and file May 2023 Financial Review as recommended by Chief of Finance, Shedreka Miller and staff.



HURON-CLINTON METROPARKS MAY FINANCIAL RECAP

June 2023

Administrative Office
13000 High Ridge Drive
Brighton, MI 48814



[METROPARKS.COM](https://www.metroparks.com)



TABLE OF CONTENTS

Executive Summary	4
Administrative Revenue	5
Park Operating Revenue	6
Expenditures	11

EXECUTIVE SUMMARY

MAY 2023 FINANCIAL RESULTS

Tax revenue for 2023 is expected to increase by \$1.9 million. We have collected 93% of taxes owed in 2023 compared to 94% collected in 2022. Of the \$2.7 million remaining outstanding, approximately 41% is owed by Wayne County, 32% is owed by Oakland County, 14% is owed by Washtenaw County, 11% is owed by Macomb County and 2% is owed by Livingston County.

For the month of May 2023, operating revenue of \$4.0 million increased \$482,549 or 13.8% and vehicle entries increased 14% in comparison to 2022. The year-to-date park operating revenue of \$8.4 million is \$352,699 higher compared to 2022 and \$1.4 million higher compared to the 5-year average. No significant changes to administrative revenue took place during May.



Tolling increased for daily sales and decreased for annual sales in comparison to 2022. May daily permit sales are 19% higher than 2022. May annual permit sales are 3.2% lower than 2022. Year-to-date tolling revenue is \$181,199 or 4% lower than 2022 figures.

Tolling and golf are the largest contributors to operating park revenue in May 2023. Combined, tolling and golf made up 83% of park operating revenue. Tolling generated \$1.8 million, and golf added an additional \$1.5 million. All other park operating activities produced over \$673,700.

Overall, year-to-date general fund expenditures are up \$4.4 million or 18% compared to 2022.

In summary, the Metroparks continue to be well positioned financially. Revenues remain strong, are higher than the 5-year average, and expenditures remain within planned budgets.

ADMINISTRATIVE REVENUE

Metroparks administrative revenue consists of all revenue sources that are not generated directly by park operations. Tax revenue accounts for the majority and is the single largest source of revenue for the Metroparks.

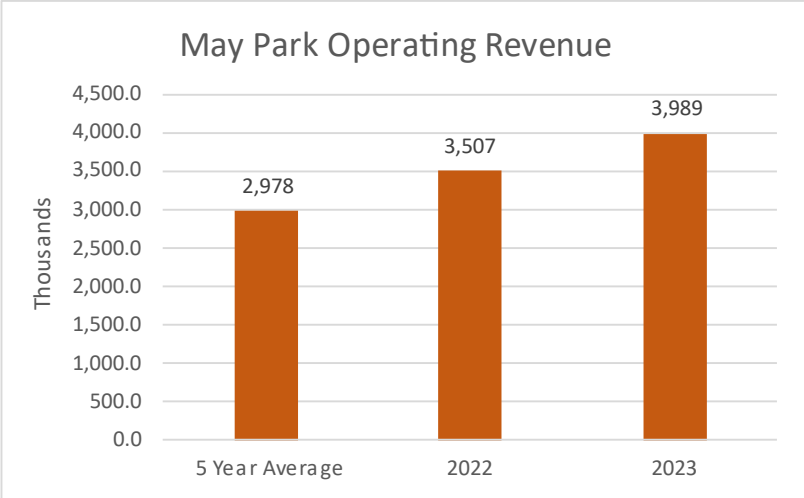
At the end of May, total tax revenue recognized by the Metroparks increased from 2022 by \$1.9 million. The amount of revenue collected as of May month end has declined compared to 2022 May month end. In 2022 we had collected 94% of taxes owed. In 2023 that amount is lower at 93%.



PARK OPERATING REVENUE

BY ACTIVITY

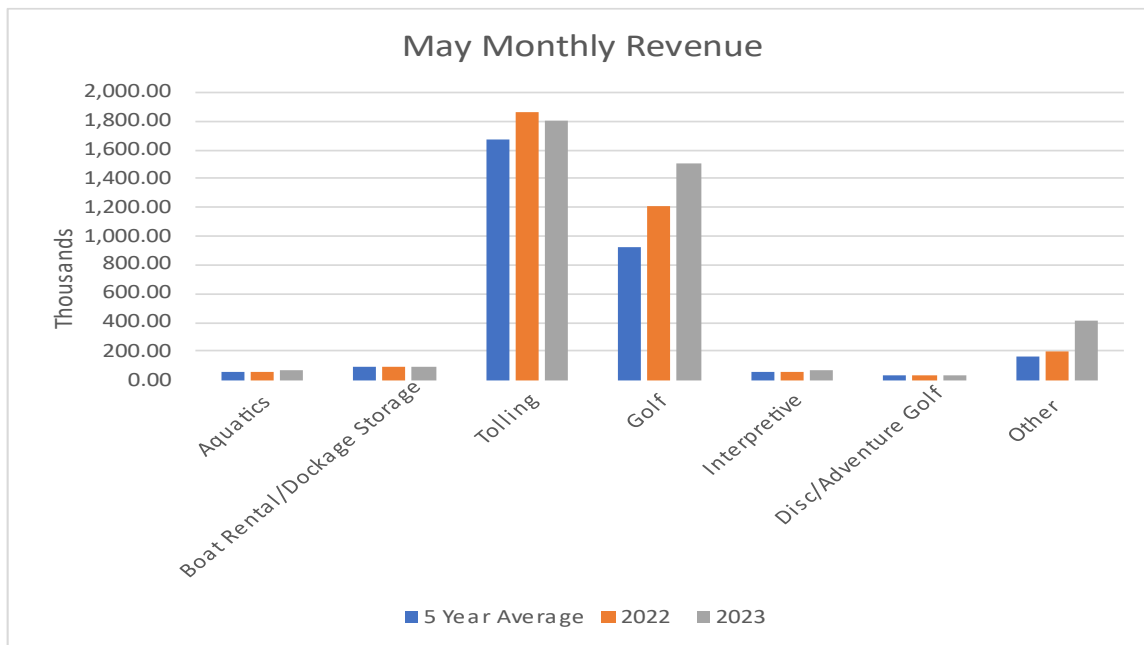
The parks generated \$4.0 million in revenue during May 2023 compared to \$3.5 million in 2022. The 5-year average for operating revenue is \$3.0 million. This is the highest revenue earned for the month of May within the past five years.



Breaking down park operating revenue by the activity, the most significant source of revenue is tolling. The \$1.8 million generated was lower than 2022 by \$50,820 or 3% and higher by the 5-year average by \$136,998 or 8%.

Golf and other revenue were the second and third largest sources of operating revenue for the month. The other category consists of special events, camping, shelter reservations, facility rentals, and any additional leases/rentals. Golf revenue of \$1.5 million was higher than 2022 and the 5-year average by \$295,592 or 24% and \$587,333 or 64%. Other revenue was higher than 2022 and the 5-year average by \$225,378 or 117% and \$256,353 or 158%.

Favorable weather conditions could have contributed to the increase in tolling and golf revenue for the month of May. The average temperature for May 2023 was close to the average temperature for May 2022.

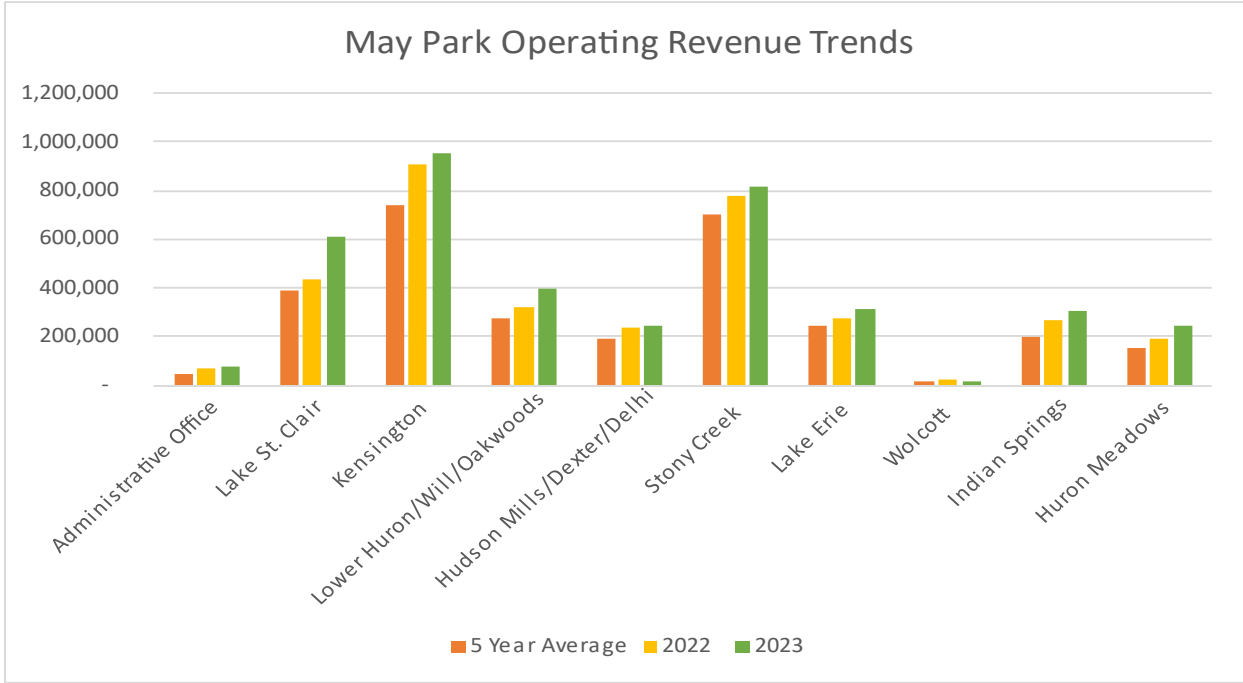


BY LOCATION

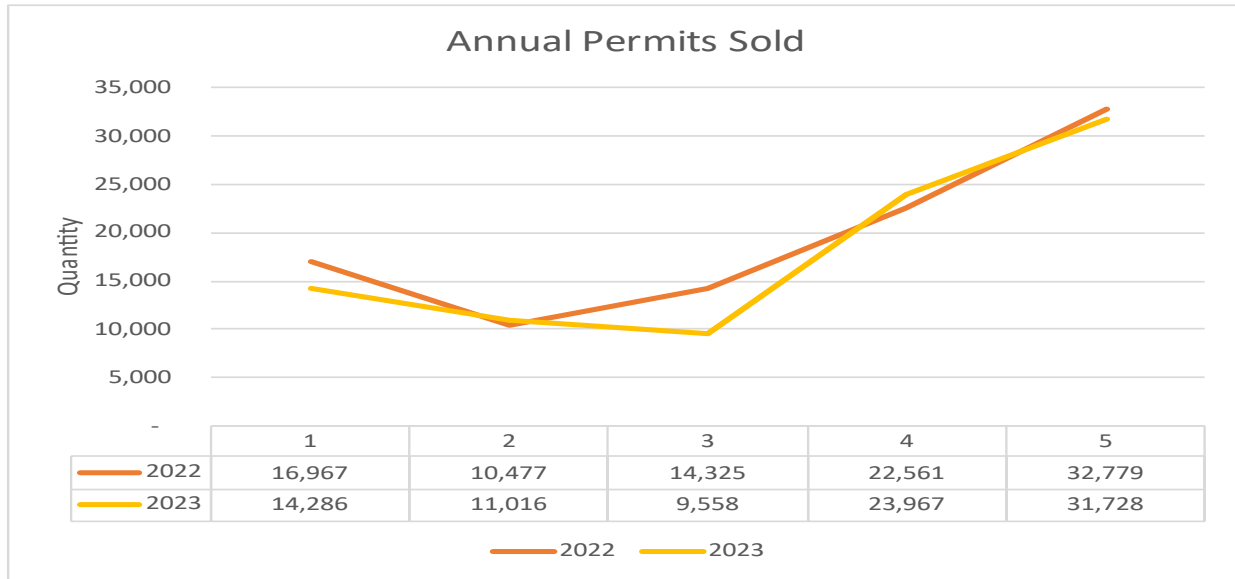
The parks generated \$4.0 million in operating revenue during May 2023 compared to \$3.5 million in 2022 and \$3.0 million for the 5-year average.

May 2023 operating revenue in total increased compared to May 2022 and the 5-year average by \$482,549 or 13.8% and \$1.0 million or 34%. Kensington, Stony Creek, and Lake St. Clair generated the most revenue for May 2023. May operating revenue for Kensington, Stony Creek, and Lake St. Clair was \$953,319, \$815,346, and \$614,116. This is the highest revenue earned for the month of May within the past five years.

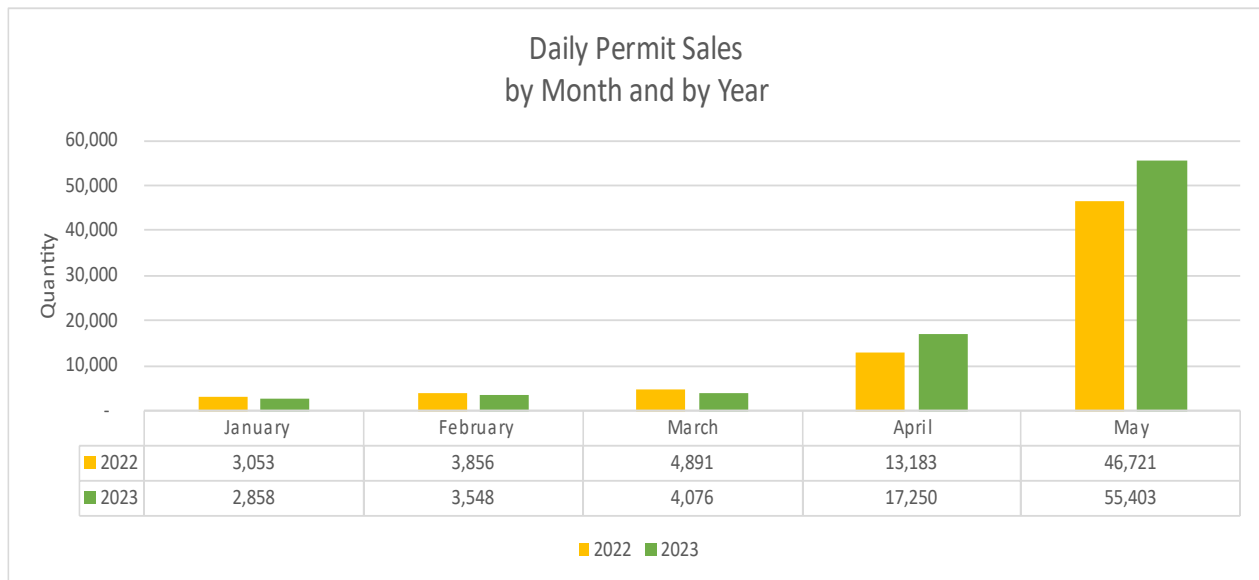
In the chart below, the variance between 2023 and 2022 figures range between an increase of \$177,135 and a decrease of \$4,398. The variance between 2023 and the 5-year average ranges between an increase of \$223,029 and a decrease of \$1,139. The changes are reflected in the chart below:



The following charts graphically represent the trends and shifts in annual and daily permit sales. Year-to-date annual permit sales for 2023 are down 6.7% from 2022. Annual permit sales for May 2023 declined 3.2% compared to 2022.

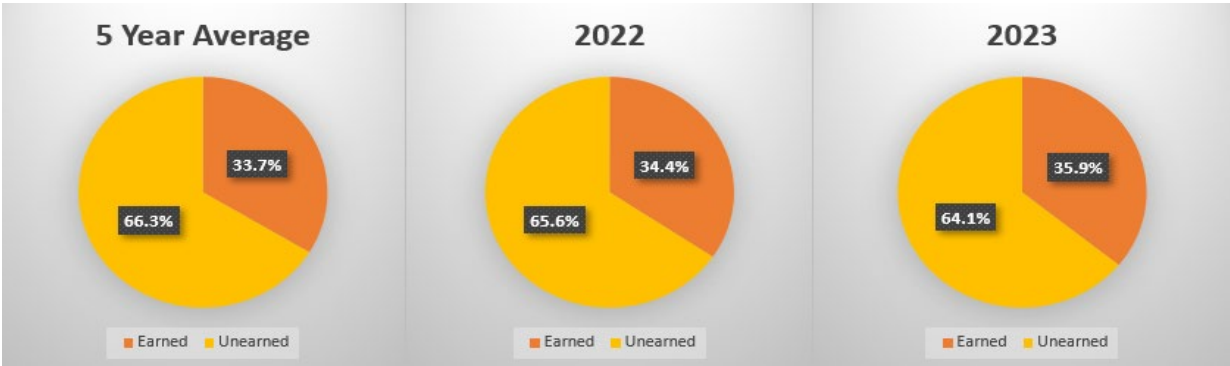


Daily permit sales in May increased 19% compared to 2022.



Considering year-to-date operating revenue, the \$8.4 million generated is \$352,699 higher than 2022 and \$1.4 million higher than the 5-year average.

The pie charts below reflect the revenue earned at the end of May compared to the budgeted revenue not yet earned.



At the end of May 2023, we have generated 35.9% of budgeted operating revenue earned. We were around 34.4% for 2022 and 33.7% for the 5-year average.

EXPENDITURES

ADMINISTRATIVE OFFICE

Overall, year-to-date Administrative Office expenditures are ahead of 2022 by \$4.2 million or 105%. \$4.0 million of this increase is related to the naming rights of Ralph Wilson Park.

MAJOR MAINTENANCE AND CAPITAL

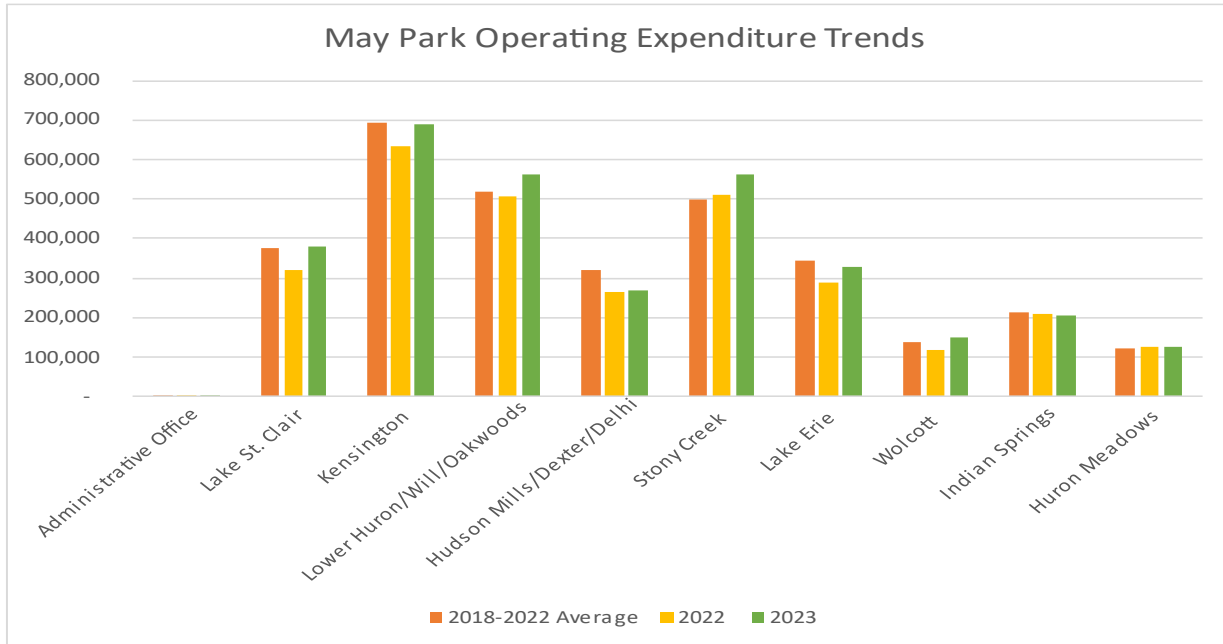
Approximately 82% percent of planned capital equipment and land acquisition purchases have been either paid for or encumbered. Payments during the month of May totaled \$298,309 or 6.9% of the budget.

As of the end of May, 29% of major maintenance projects have been either received or contracted for. May payments for major maintenance totaled \$403,621 or 7.9% of the annual major maintenance budget.

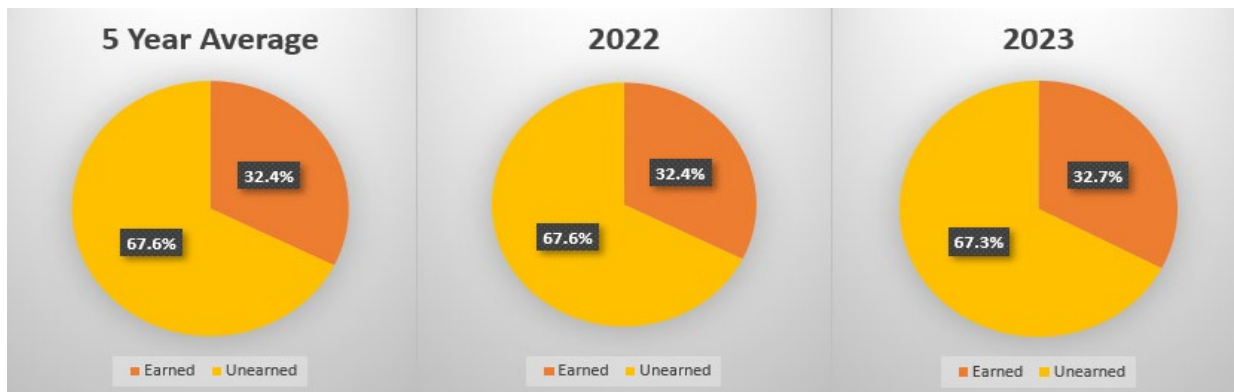
PARK OPERATIONS

Overall, year-to-date park operating expenditures are \$539,685 or 4.3% higher than the 2022 year-to-date level. Approximately \$173,801 or 32% of this variance is related to wages/benefits.

Looking at individual parks for the month of May, the variance in operating expenditures between 2023 and 2022 ranges between an increase of \$62,224 and a decrease of \$6,126.



At the end of May, we have used 32.7% of the annual budget, the amount was 32.4% for 2022 and the 5-year average.





HURON-CLINTON METROPOLITAN AUTHORITY

To: Board of Commissioners
 From: Shedreka Miller, Chief of Finance
 Subject: Approval – 2023/24 Tax Levy Report
 Date: June 8, 2023

Action Requested: Motion to Approve

That the Board of Commissioners approve (1) the 2023 Tax Rate Request forms at .2070 mills; and (2) the inclusion of “net” tax revenues of \$39,154,893 in the 2024 Budget as recommended by Shedreka Miller and staff.

Summary: Final 2023 Taxable Value figures used for the calculation of the Metroparks 2024 tax revenues have been received from the county treasurer’s offices. At this time, it is necessary for the Board of Commissioners to certify the requested tax levy rate of .2070 mills for each county.

Background: The calculation of the Metroparks tax levy millage rate is controlled by the “Headlee” Millage Reduction Formula (Michigan Compiled Law 211.34d) and Proposal A (1994 Public Act 415). Once the Metroparks tax levy rate is calculated, it is applied to the “taxable values” throughout the five counties of Livingston, Macomb, Oakland, Washtenaw and Wayne.

The Metroparks “taxable value” for the five counties for 2023 is \$194.3 billion, an increase of \$13.1 billion (7.22 percent) from the 2022 value of \$181.2 billion. The Metroparks taxable value showed an overall positive trend, with all five counties having increased from the previous year. Oakland, Livingston & Macomb showed the largest increases, each over 7%. Washtenaw and Wayne had steady increases around 6.8%. The overall 7.2% increase is the largest we have seen over the past few years.

In applying the 2022 taxable value figures to the Headlee Millage Reduction Factor calculation formula, with the permitted inflation rate multiplier of 1.079, the Metroparks will be permitted to levy .2070 mills for 2023. This year, The Metroparks had their levy rate remain the same due to the MRF calculation reaching over 1.000. The Metroparks is currently levying 83 percent of the original authorized millage of .2500 mills. This results in an annual loss of \$8,355,896 in tax revenue due to the Headlee Reduction.

In applying the .2070 millage rate against the district’s 2023 “taxable value” figures, anticipated “gross” tax revenues for 2024 will be \$40,224,893. The breakdown by county is as follows:

	2023/24 Levy	%	2022/23 Levy	%	Change
Livingston	\$ 2,418,969	6.0%	\$ 2,245,172	6.0%	7.7%
Macomb	\$ 7,278,232	18.1%	\$ 6,795,726	18.1%	7.1%
Oakland	\$ 15,487,121	38.5%	\$ 14,402,955	36.6%	7.5%
Washtenaw	\$ 4,474,703	11.1%	\$ 4,186,341	10.8%	6.9%
Wayne	\$ 10,565,868	26.3%	\$ 9,888,588	28.3%	6.8%
Total	\$ 40,224,893	100.0%	\$ 37,518,782	100.0%	7.2%

2023/2024 Tax Levy Report
Page Two

As the Authority has done for the last several years, staff recommends that the Metroparks estimate the amount of “captured” tax revenues and potential tax refunds and adjust the anticipated gross tax revenues down at the start of the budget year. This is due to (1) the number of tax abatement programs which include Downtown Development Authorities (DDA), Local Development Finance Authorities (LDFA), Tax Incremental Finance Authorities (TIFA), Brownfield, and Neighborhood Enterprise Zones; (2) the large number of communities that are utilizing them; and (3) the amounts of Metroparks tax revenue that is being captured and refunded.

By booking this adjustment at the beginning of the budget year, we are able to have a more accurate picture of the actual amount of tax revenue that should ultimately be collected in 2024. Based on trends from the last five years of data from the amount of Metroparks tax revenue captured and refunded, the following breakdown details the “net” tax revenues recommended to be used for the 2024 Budget.

	2023/24		Estimated Captured Taxes	2023/24	
	Gross Tax Levy			Net Tax Levy	
Livingston	\$	2,418,969	\$	(30,000)	\$ 2,388,969
Macomb		7,278,232		(45,000)	7,233,232
Oakland		15,487,121		(400,000)	15,087,121
Washtenaw		4,474,703		(70,000)	4,404,703
Wayne		10,565,868		(525,000)	10,040,868
Tax Levy Total		40,224,893		(1,070,000)	39,154,893

The 2023 Budget was prepared based on anticipated net tax revenues of \$36,508,782. The recommended net tax revenue for 2024 is \$39,154,893, an increase of \$2,646,111. For 2024, the Metroparks budgeted revenue will surpass the previous peak year of 2008.

The Metroparks have received confirmation of the calculations of the 2023 tax millage rate and revenues from the State Department of Treasury, Assessment and Certification Division. At this time it is necessary for the Board to certify the 2023 tax levy rate for each county.

Attachment: 2017 – 2024 Tax Revenue Trends

**Property Tax Levy
Historical Data 2016-2023
Huron-Clinton Metroparks Authority**

	2017	2018	2019	2020	2021	2022	2023	2024
Livingston County	1,728,341	1,776,026	1,860,156	1,950,597	2,038,199	2,118,025	2,220,172	2,388,969
<i>% of Total</i>	6.1%	5.9%	6.0%	6.0%	6.0%	6.1%	6.1%	6.1%
Macomb County	5,396,668	5,533,351	5,745,456	5,994,474	6,237,818	6,422,987	6,760,726	7,233,232
<i>% of Total</i>	19.0%	18.5%	18.4%	18.4%	18.4%	18.5%	18.5%	18.5%
Oakland County	11,010,893	11,395,116	11,901,165	12,452,525	12,941,291	13,302,827	14,027,955	15,087,121
<i>% of Total</i>	38.7%	38.1%	38.1%	38.2%	38.2%	38.4%	38.4%	38.5%
Washtenaw County	3,203,075	3,300,885	3,466,548	3,654,791	3,854,737	3,922,261	4,136,341	4,404,703
<i>% of Total</i>	11.3%	11.0%	11.1%	11.2%	11.4%	11.3%	11.3%	11.2%
Wayne County	7,893,747	7,940,852	8,249,110	8,566,222	8,817,507	8,876,422	9,363,588	10,040,868
<i>% of Total</i>	27.8%	26.5%	26.4%	26.3%	26.0%	25.6%	25.6%	25.6%
Total Adjusted Levy	\$ 29,232,725	\$ 29,946,230	\$ 31,222,435	\$ 32,618,609	\$ 33,889,552	\$ 34,642,522	\$ 36,508,782	\$ 39,154,893
	3.89%	2.44%	4.26%	4.47%	3.90%	2.22%	5.39%	7.25%



To: Board of Commissioners
From: Tyler Mitchell, Chief of Natural Resources and Regulatory Compliance
Subject: June Natural Resources Report
Date: 6/2/2023

Action Requested: Motion to Receive and File

That the Board of Commissioners' receive and file June 2023 Marketing Report as recommended by Chief of Natural Resources and Regulatory Compliance, Tyler Mitchell, and staff.



NATURAL RESOURCES MONTHLY REPORT

JUNE 2023

Administrative Office
13000 High Ridge Drive
Brighton, MI 48814



[METROPARKS.COM](https://www.metroparks.com)

SYSTEM-WIDE

ADMINISTRATIVE

- Reviewing May treatments of Kent and Stony Creek Lakes, and planning follow up treatments as needed.
- Assisting cultural survey efforts at Willow Metropark.
- Spring invasive species programs planning, for staff and contracted projects.
- Grant reporting and administration for several ongoing grant projects, at Lake Erie, Lake St. Clair, Willow, Indian Springs continues.
- Preparing communication and education pieces surrounding efforts to detect and remove spotted lanternfly in several parks. Surveys will begin shortly with contractor support.



Figure 1: A wildlife crossing tunnel was recently installed on the entrance road at Lake St. Clair Metropark. This important project provides a pathway for reptiles and amphibians, especially slow-moving turtles, and a safe passage across the lane as they move between the Point Rosa and Black Creek marshes. This project will serve as a pilot and help Natural Resources staff determine the efficacy of this installation and provide guidance for future similar projects.

SOUTHERN DISTRICT

LAKE ERIE METROPARK

- Shoreline restoration construction completed. Grading of site was finished mid-April and restoration of site with erosion control materials and native wetland and prairie seed is done. Sledding hill was regraded and will be seeded with turf grass.

OAKWOODS METROPARK

- Breeding bird survey to be conducted in June in coordination with Audubon society partners.

WILLOW METROPARK

- Big Bend restoration project nearing completion. Shoreline riparian buffer protection zone will be treated and seeded in late May. Over 80 native trees and shrubs will be planted in early June of 2023 to complete restoration.



Figure 2: Shoreline restoration project at Lake Erie Metropark has been completed. This aerial drone photo shows the extent of the project area, the newly installed pebble beach, ledgestone access pathways, and regraded area that has been seeded and covered with erosion control blanket.

WESTERN DISTRICT

KENSINGTON METROPARK

- Prescribed fire completed in late May at East Border Oak Savanna habitat. This habitat will be the focus for upcoming shrub treatments.

INDIAN SPRINGS METROPARK

- Eastern Massasauga Rattlesnake study underway to determine population status and habitat usage at the park.
- Black and Pale Swallow wort treatment will be the focus for June, conducted in several key habitats within the park.

HUDSON MILLS METROPARK

- Invasive species control beginning in June will target priority habitats on the West side of the river at Hudson Mills. These key habitats are important plant biodiversity areas.



Figure 3: Natural Resources and Interpretive staff tour a priority habitat unit at Hudson Mills Metropark. This habitat provides refuge for endangered species and is an important center for plant biodiversity.

EASTERN DISTRICT

STONY CREEK METROPARK

- Ongoing work to assist and support mussel surveys in Stony Creek will continue throughout the summer. Metroparks staff will assist in the maintenance of survey sites and equipment, with training provided by US Fish and Wildlife staff.
- Cyanobacterial and algae community survey to begin in June on Stony Creek Lake.

LAKE ST. CLAIR METROPARK

- Final plantings and ongoing watering of new trees and shrubs in the shoreline restoration footprint and nearby area.

WOLCOTT MILL METROPARK

- Over 500 trees have been planted at Wolcott Mill Metropark in late May and will be monitored throughout the summer.
- Assessment and evaluation of sites for potential planting and cultivation of native trees and shrubs will begin in June. These materials will be used for Metroparks and partner projects.



Figure 4: The Natural Shoreline project at Lake St. Clair Metropark, on the Black Creek Marsh, is nearly complete. Trees and shrubs have been planted, and seeded areas are beginning to sprout and grow. 105/219

WHAT'S NEXT?

SYSTEM-WIDE

- Preparation for late summer and fall invasive species control projects
- Partnerships to bring tree and raingarden plants to communities and private landowners.
- Stormwater and water quality improvement planning with internal staff and partners, cooperation with consultant.

SOUTHERN DISTRICT

- Robbe Farm restoration at Lower Huron Metropark
- Final restoration of the big bend floodplain at Willow Metropark.
- Eastern Prairie Fringed Orchid management activities based on approved plan.

WESTERN DISTRICT

- Tree plantings at Kensington and Indian Springs Metroparks.
- Eastern Massasauga Rattlesnake population study underway. Continuing throughout the summer into the fall.

EASTERN DISTRICT

- Installation of camera and monitoring equipment at wildlife tunnel crossing at Lake St. Clair Metropark.
- Continued conversion of underutilized turf areas to grow zones. These areas provide habitat for pollinator species, filter stormwater, and reduce cost of maintenance for park staff.



To: Board of Commissioners
From: Danielle Mauter, Chief of Marketing and Communications
Subject: May Marketing Report
Date: 6/2/2023

Action Requested: Motion to Receive and File

That the Board of Commissioners' receive and file May 2023 Marketing Report as recommended by Chief of Marketing and Communications, Danielle Mauter, and staff.



HURON-CLINTON METROPARKS MARKETING REPORT

May 2023

Administrative Office
13000 High Ridge Drive
Brighton, MI 48814



[METROPARKS.COM](https://www.metroparks.com)

MAY 2023

May Updates

Campaigns Launching

We have reached the point in the year where communications and advertising campaigns for events, programs and initiatives are ramping up. New campaigns will be launching every week through about early July as we ramp up through summer. Marketing staff are continuously working on the details of them. The most recent and upcoming launches are:

- NEW Metroparks Trail Challenge – kicked off on May 1. Was a collaborative effort from staff in all departments to get signage installed, passport books written, materials designed and ordered and a process in place to make a great experience for participants. Metroparks Wellness Committee is paying for any full time and provisional staff that want to participate. 315 people have already registered and we are receiving many leaderboard entry forms every day. One person has already hit the challenge trails in 11 parks and we are seeing photos of singles, families, kids, seniors and everyone in between participating.
- NEW Family Campouts Events Campaign: <https://www.metroparks.com/camping/>
- More to See. More to Do. Campaign – campaign to support public awareness of the Metroparks in general having many fun events and programs to check out. Goal of getting them to website calendar.
- Summer Concert Series campaign: <https://www.metroparks.com/concerts/>
- Summer Swim Lessons registration campaign. All lessons with open registration are already full. <https://www.metroparks.com/swim-lessons/>
- Art Factory Workshops at Willow and Palmer Park <https://www.metroparks.com/artfactory/>
- Movies in the Parks <https://www.metroparks.com/movies/>
- Detroit Pop up Program Partnerships <https://www.metroparks.com/detroit-pop-up-programs/>
- Food and Tunes – Brand new event at Willow Metropark <https://www.metroparks.com/foodandtunes/>

Launching Soon

- Race the Rapids 5K at Turtle Cove
- Blue Moon at the Beach
- Music and Moves at Hudson Mills
- Water Fitness
- Adaptive Recreation Programs



HURON-CLINTON METROPOLITAN AUTHORITY



To: Board of Commissioners
 From: Janet Briles, Interim Chief of Planning and Development
 Project Title: Planning and Development Department Monthly Update
 Date: June 8, 2023

Action Requested: Receive and file

That the Board of Commissioners receive and file the Planning & Development Department Monthly Update as recommended by Interim Chief of Planning and Development Janet Briles and staff.

Executive Summary

The following are highlights of the activities of the Planning & Development Department for June 2023:

Project/Initiative Implementation

- Indian Springs playground site work to begin before end of summer. Play equipment to arrive in September
- NOAA Dam Removal Feasibility Study kickoff on June 6th.
- GLRI at Lake Erie Metropark kickoff with consultant.

Planning & Community Engagement

- Trail Gap Feasibility Study review of scored routes with leadership, and preparing for next phase of community outreach and engagement.
- Livingston County Trail Connector RFP development in partnership with MDOT and Livingston County Road Commission
- Lee Rd/Lake Erie Trail cost estimate.
- Erb Foundation project was funded for the identification of opportunities for stormwater management in Wayne County, kick-off with Six Rivers Land Conservancy in Late June.
- Staff participation in DZS workshop in Detroit, June 20-22

Land Issues/Opportunities

- Review two locations for potential acquisition;
 - Easement on Esch property near Hudson Mills in partnership with Washtenaw County Parks
 - An acquisition on the Black Creek Marsh in partnership with Macomb County Public Works and Six Rivers Land Conservancy.

Grants

- Apply for Electric Vehicle Infrastructure funds through FHWA, deadline moved to 6/13.
- Spark application will be resubmitted with additional information on 6/26.
- Partnership grant opportunity for tree program with DZS and American Forests submitted.

- DNR Waterways grant awarded for LSC North Marina Engineering, grant agreement and official notification pending.

Attachment: Planning & Development Department Monthly Update which includes Monthly Grant Updates



PLANNING AND DEVELOPMENT MONTHLY REPORT

June 2023






Administrative Office
13000 High Ridge Drive
Brighton, MI 48114



[METROPARKS.COM](https://www.metroparks.com)

TABLE OF CONTENTS

Metroparks System-Wide	4
Southern District	7
Western District	10
Eastern District.....	13
What's Next.	16

OTHER DEPARTMENT INPUT KEY	
	Natural Resources and Regulatory Compliance
	Planning and Development
	Diversity, Equity and Inclusion
	Interpretive Services and Community Outreach
	Engineering

SYSTEM-WIDE

Restoration – Linear feet or acreage of project impact for shoreline protected or restored, wetlands protected or restored, floodplain protected or mitigated

Invasive Species Management – Linear feet or acreage of project impact treating invasive species

Habitat and Wildlife Protected – Linear feet or acreage of project impact for fish habitat, fish barriers removed or bypassed, species moved or avoided

Partnerships – Outside agency funding sources (total cost/sharing percentage)

Volunteers – Total number of volunteers/workdays

Grant/Foundation Funding – Total funding/match

Visitor Counts – Total number of visitors weekend/weekday









Best practices education – Project emphasizes educational and interpretational opportunities

Estimated cost – Total estimated or actual cost of project

Accessibility – Determine if facility or programs designed for accessibility (A) or if barriers (B) exist based on ADA checklist



Staff time – Total number of staff hours estimated

Administrative




	Description	Action Type	Dept. Input	Timing	Implementation Indicator	June 2023 Actions
SYSTEM-WIDE	Planning and Development monthly reports	Report		Monthly	Staff time	Report assembly, grant monthly updates
	Tollbooth scanning reports	Report		Seasonally	Staff time	Winter Report for June Board Meeting
	Foundation administrative tasks	Various		Ongoing	Staff time	990 worksheet completed, help to set up funding from donor will.
	Sign request processing/signage transition plans	Infrastructure/ Small Facilities		Ongoing	Actual cost	Administrative tasks
	CAPRA Programming Ch. 6	Various		Ongoing	Staff time	Documentation assembly
	CAPRA Planning Ch. 2	Report		Ongoing	Staff time	Documentation assembly
	Commemorative trees and benches	Various		Ongoing	Staff time	Administrative tasks, selective removals at North Branch Trails, Wolcott Mill.
	Grant Applications and Administration	Various		Ongoing	Staff time	Lead multi-department effort to track and maintain grant associated tasks.

SYSTEM-WIDE

HCMA Studies/Initiatives




Description	Action Type	Dept. Input	Timing	Implementation Indicator	June 2023 Actions
Sustainability Plan projects coordination	Various		Ongoing	Various	CAPRA Sub-Committee working on sustainability policy standards
ADA Transition Plan	Plan		Ongoing	Staff time	Updates to the plan and coordination with DEI
Stormwater Management Plan	Plan	Various	Ongoing	Staff Time	Provide Data and Review Materials
Visitor count program	Various	Various	Ongoing	Staff time	Temporary counters installed at Stony Creek, Dex-Huron, Willow
GIS Initiatives	Various	Various	Ongoing	Staff time	Integrating ArcGIS StoryMap for grant projects
Transit Access in Parks	Various	Various	Ongoing	Staff time	Evaluate regional services and evaluate parks for future connection/services
Climate Action Plan	Plan	Various	Ongoing	Staff Time	Developed Goals and Action Items for Waste Management and Transportation
Comprehensive Project Analysis	Documentation and Plan	Various	July 2023	Staff Time	Meet with individual parks and departments to identify priority for large projects and studies.
Grant Plan	D				Create comprehensive list of grants, eligibility of projects, financial components, and timelines.
ESRI ArcGIS Administration			Ongoing		Continue to seek license and upgrade in house platform.

Grants/Fundraising

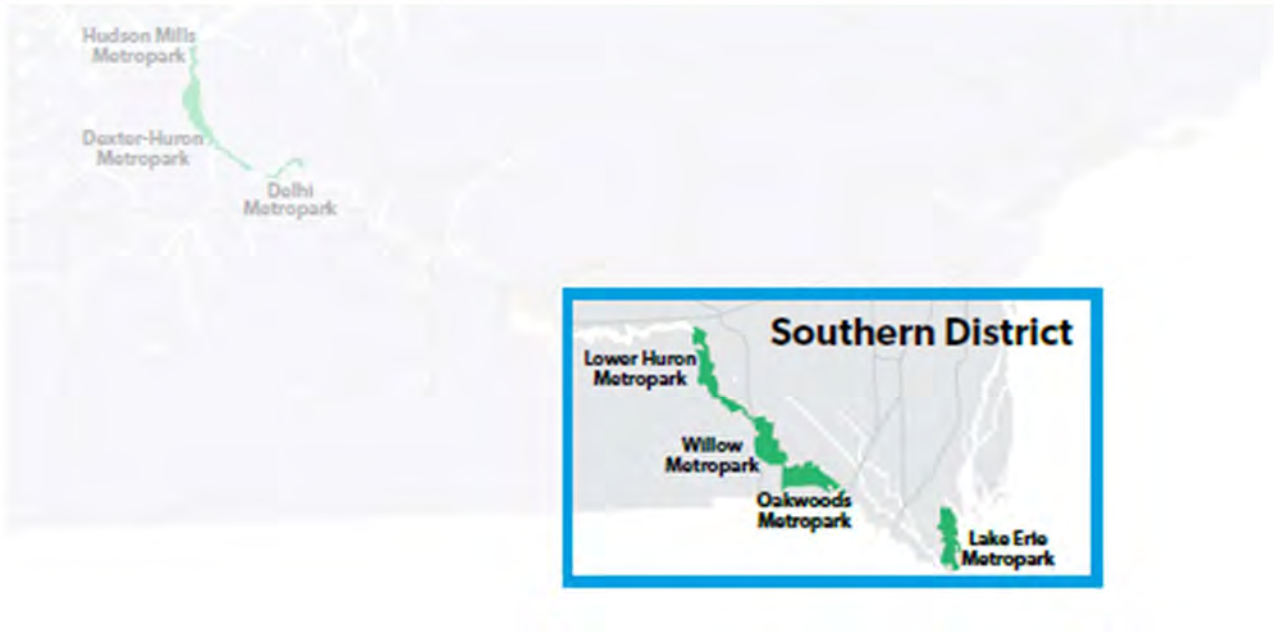
Description	Action Type	Dept. Input	Timing	Implementation Indicator	June 2023 Actions
Electric Vehicle and Charging Infrastructure Grants	Various		June 2023	Staff time	Submitted DOT grant for funds to install EV charging infrastructure in selected parks.
DTE E-Fleet Program	Plan		Ongoing	Staff time	E-Fleet budgeting for 2023 in process
Teacher Workshops	Plan		Ongoing	Staff time	Grant under development with the Russell Foundation to support science education at low-income schools

SYSTEM-WIDE

Project Implementation/Oversight



Description	Action Type	Dept. Input	Timing	Implementation Indicator	June 2023 Actions
EGLE Recycling Bin Grant	Plan	Various	May 2023	Staff time	3 District-wide workshops on plastic bottle recycling program training refresher.
Metroparks Trail Connectors	Plan	Various	Dec 2023	Staff time	Reviewed PEA's scored routes, sharing internally with park staff before setting up stakeholder meetings
MISGP Spotted Lanternfly Survey at IS, Ken, SC, & Wol	Planning		Ongoing	Staff time	RFP under development
MMRMA RAP – Tasers	Plan	Police	Ongoing	Staff time	Preparing grant for upgraded Tasers to support Police Dept.
Livingston Co. Trail Connectors – Engineering Design	Plan	Various	Ongoing	Staff time	Coordinate with LCRC to set up Projectwise and develop RFP
Early Learner Education Programming	Plan		Ongoing	Staff time	Program funding requested through PNC and 2 Michigan-based foundations
NEEF Beach Wheelchairs	Plan		Ongoing	Staff time	Beach wheelchairs delivered; project extension granted. Operations coordination. Replacement of two chairs at LSC.

SOUTHERN DISTRICT



SOUTHERN DISTRICT

Grants/Fundraising




	Description	Action Type	Dept. Input	Timing	Implementation Indicator	June 2023 Actions
LEF	Great Wave Pool Spark Grant	Large Facility	Eng, Op, Maint	June	Staff Time	Resubmitting application with supplemental information
	Wayne Co. Stormwater Mgmt Parcel Assessment	Plan		Ongoing	Staff time	Project funded
WFI	Willow Big Bend Fishing Area Renovation	Large Facilities		Ongoing	Staff time	Submitted application to DNR Trust Fund; passed administrative review; scoring in fall

Project Implementation/Oversight


	Description	Action Type	Dept. Input	Timing	Implementation Indicator	June 2023 Actions
LHu	Accessible railroad crossing along hike-bike trail	Small Facilities	Eng	2023 Completion	Construction	PE Agreement with CSXT and balance paid.
WII	SE Michigan Resilience Fund-Big Bend Area Restoration	Large Facilities	Eng/NR	Ongoing	Staff time	Creating public facing information story map and work with Huron River Watershed Council to produce article relating to project.
WII	Willow Metropark Signage	Signage	Various	2023	Staff time	Updates to facility and wayfinding signage
LHu	2020 LWCF - Walnut Grove Campground	Documentation	Various	To be completed by 6/30/25	Staff time	Design phase underway
LHu	2020 LWCF - Off-Leash Dog Area	Documentation	Various	To be completed by 6/30/25	Staff time	Design phase underway following project agreement signed
Oak	NOAA Dam Removal Feasibility Study	Large Facilities		2023	Consultant	Team Kickoff Meeting scheduled; consultant on board
	Basketball Courts near the Great Wave Pool	Small Facilities	Various	2023	Staff time	Recommended improvements within budget, bid work.
LEr	2021 TF- Cherry Island Trail Improvements	Large Facilities		Ongoing	Staff time	Design phase underway
	2021 GLRI-EPA Nonpoint Source Grant	Large Facilities		Ongoing	Staff time	Consultant on board
	Michigan Natural Resources Trust Fund Board Tour	Planning	Ops, Director	June	Staff time	Preparing a half-day tour with the board and DNR staff, will be stopping at Lake Erie Metropark to see Great Wave Pool & Cherry Island Trail

SOUTHERN DISTRICT



Project Implementation/Oversight, cont.

	Description	Action Type	Dept. Input	Timing	Implementation Indicator	June 2023 Actions
Oak	2019 LWCF - Oakwoods Accessible Nature Trail	Large Facilities		Ongoing	Staff time	PSB docs submitted to DNR, building related improvements to be completed by maintenance.
LEr	2019 LWCF - Lake Erie Accessible Boat/Kayak Launch	Large Facilities		Needs to be completed by 6/1/2024	Staff time	DNR project agreement executed, engineering design next step
Wil	Acorn Knoll Disc Golf	Large Facility		Ongoing	Staff	Closed holes #18-22 for the time being as MDOT reviews property line.

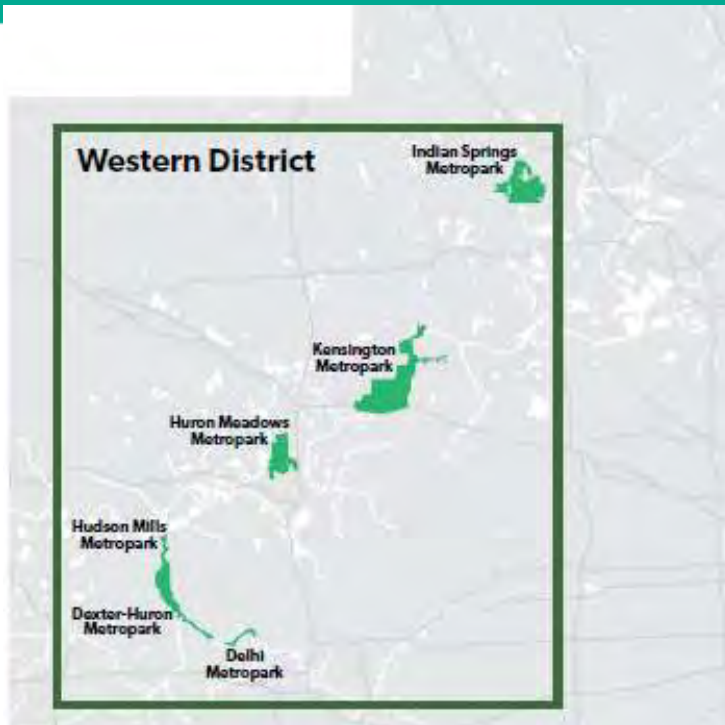
Facility Concept Planning

	Description	Action Type	Dept. Input	Timing	Implementation Indicator	June 2023 Actions
LEr	Lake Erie Shoreline Restoration Project	Construction	Ops . NR	October	Staff time	Work underway near completion.
LEr	Hike-Bike Trail Loop Concept and Connection to Great Lakes Way Trail	Plan	Various	June	Staff Time	PEA group to develop preliminary drawings of Lee Road connection. Develop plan and submit for TAP Grant.
LH	Adaptive Ballfield Concept Plan	Plan		2023	Staff time	Conceptual planning process phase on hold

HCMA Studies/Initiatives






	Description	Action Type	Dept. Input	Timing	Implementation Indicator	June 2023 Actions
LEr	Marina building study	Large Facilities		2023	Consultant	Included as a potential long-term waterways grant project in 5-Year Rec Plan
	Wayne County GIS property assessment for stormwater management/water quality	Large Facilities		2023	Consultant/Six Rivers Conservancy	Erb Family Foundation Grant Application Submitted

WESTERN DISTRICT



WESTERN DISTRICT

Administrative




	Description	Action Type	Dept. Input	Timing	Implementation Indicator	June 2023 Actions
Del	Border-to-Border trail design and construction	Large Facilities		Ongoing	Estimated Cost	Washtenaw to coordinate construction activities with park.
MISC	Livingston County Parks and Open Space Advisory Committee	Partnership		Ongoing	Staff time	Attendance at regular POSAC meetings.
	Friends of the Lakelands Trail Steering Committee	Partnership		Ongoing	Staff time	Represent HCMA as a participating steering committee member that meet monthly
	Huron Valley Trail quarterly meeting	Partnership		Ongoing	Staff time	Represent HCMA as a participating partner.
DHu	Van Curler Property	Coordination		Ongoing	Staff time	Comments provided to community for consideration and future coordination

Grants/Fundraising

	Description	Action Type	Dept. Input	Timing	Implementation Indicator	June 2023 Actions
Del	Launch/Take-out Renovation	Large Facilities		Ongoing	Staff time	DNR Trust Fund grant awarded. Awaiting project agreement.

WESTERN DISTRICT

Project Implementation/Oversight

	Description	Action Type	Dept. Input	Timing	Implementation Indicator	June 2023 Actions
DHu	2020 TF – Dex-Huron Accessible Launch	Large Facilities		Ongoing	Staff time	Engineering design resumed, 6 month extension received.
Ken	Impact 100 – Seeding a Green Future	Plan		Ongoing	Staff time	Programming ongoing
HMill	DNR Community Forestry Grant	Planting	Maint. Ops	Spring 2023	Staff time	Received grant to plant trees at Hudson Mills and Wolcott Mill.
ISp	CE Headwaters Restoration	Partnership		Ongoing	Staff time	Volunteer planting scheduled for June; late summer invasive species removal

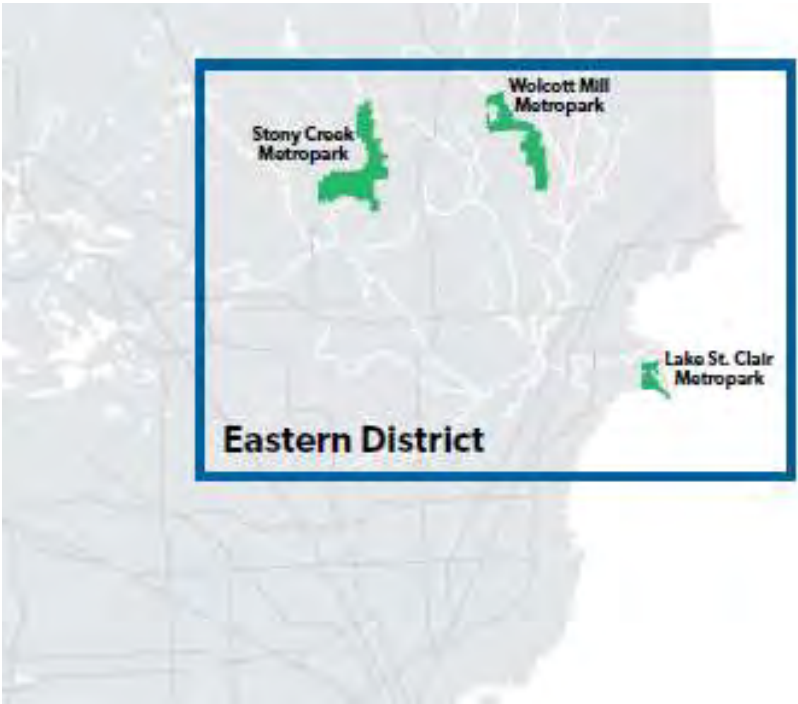
Facility Concept Planning

	Description	Action Type	Dept. Input	Timing	Implementation Indicator	June 2023 Actions
IS	New playground for 5-12 yr olds	Small Facility	Various	2023	Staff time	Prepare site for future construction and complete permits. Site work end of summer, equipment scheduled for September.

HCMA Studies/Initiatives

	Description	Action Type	Dept. Input	Timing	Implementation Indicator	June 2023 Actions
HMill	Northwest Passage Feasibility Study Review	Plan	Various	Ongoing	Staff time	Discussed at kick-off meeting with non-motorized trail gap feasibility study to be considered as a connector trail
Ken	Equestrian Staging and Group Camp Improvements	Large Facilities	Various	2023	Staff time	Reviewed Equestrian Group Comments and will proceed with park-wide evaluation of equestrian facilities.

EASTERN DISTRICT






EASTERN DISTRICT


Administrative

	Description	Action Type	Dept. Input	Timing	Implementation Indicator	June 2023 Actions
	Erb Foundation – DZS Partnership Workshop	Plan	Various	June 2023	Staff Time	Mid-June workshop scheduled

Grants/Fundraising



	Description	Action Type	Dept. Input	Timing	Implementation Indicator	June 2023 Actions
LSC	EGLE High Water Grants: North Marina & Greening the Parking Lot	Large Facilities		Ongoing	Staff time	Grants are for \$240,000 and \$1,500,000 respectively.
LSC	DNR Waterways Grant: Engineering for LSC North Marina	Large Facilities	Various	Ongoing	Staff time	Grant awarded, waiting for project agreement
LSC	'23 TF Daysail Area Trail	Small Facilities		Ongoing	Staff time	DNR '23 grant application submitted
	Head Start Teachers Training	Plan		Ongoing	Staff time	Submitted application to Detroit Auto Dealers Association through CFSEM

Project Implementation/Oversight


	Description	Action Type	Dept. Input	Timing	Implementation Indicator	June 2023 Actions
LSC	Transit Planning for Access to LSC	Large Facilities		Ongoing	Staff time	Service days increase to include Friday and Mondays for a long weekend. Marketing Strategy and Surveys under development
LSC	LSC Beach Restoration Project- Nonpoint Source Pollution Project	Large Facilities	Various	2023 Completion	Staff time	Bird counts on going, USGS conducting 3 rd and final year of monitoring.

EASTERN DISTRICT

Project Implementation/Oversight, Cont.

	Description	Action Type	Dept. Input	Timing	Implementation Indicator	June 2023 Actions
SC	2022 LWCF Stony Creek Reflection Trail Accessible Trail Development	Small Facilities		Through 2025+	Staff time	Pre bid meeting held for engineering applicants on May 15 th .
LSC	2022 LWCF- West Boardwalk Accessibility Improvements	Large Facilities		Through 2025+	Staff time	Waiting on project Agreement

HCMA Studies/Initiatives

	Description	Action Type	Dept. Input	Timing	Implementation Indicator	June 2023 Actions
	Art in the Park	Small Facilities		2023/2024	Staff Time	Develop program for art installations within parks

Facility Concept Planning

	Description	Action Type	Dept. Input	Timing	Implementation Indicator	June 2023 Actions
SC	Eastwood Beach and Landing Trail Connection	Plan		2024	Staff Time	Study link between the Landing and Eastwood beach along lakeshore.

WHAT'S NEXT?

	Description	Action Type
SYSTEM WIDE	5-County Regional Trail Gap Study - Stakeholder Engagement	Staff/consultants
	Comprehensive look at action plan items and project summaries	Staff
	Development of Grant Plan	Staff
	CAPRA Chapters	Staff
	Transit Access Evaluation	Staff
EASTERN DISTRICT	DZS and HCMA Strategic Partnership Plan	Staff
	Art in the park initiative and agency policy guidelines	Staff
WESTERN DISTRICT	Climate Action Plan Goal and Objective Development	Staff time
	FY23 Community Project Funding through DOT/MDOT for US 23 non-motorized trail alignment detailed engineering. Develop RFP for design services	Staff/consultants
SOUTHERN DISTRICT	NOAA Dam Feasibility Study Kickoff meeting with selected consultant	Staff time
	EPA-GLRI RFP design/build Consultant Selection	Staff time
	Big Bend Restoration – Outreach and Education on project with HRWC	Staff time



Grant Updates - June 2023

In Progress

Grant program		JB/MN	Project/Park	Amount	Match	Due Date	Applicant	Notes
Russell Family Foundation		MN	Teacher Training via Interpretive Ser	TBD	-	TBD	MF	Met with Russell Foundation director; outdoor science education focus
MMRMA - Risk Avoidance Program		MN	Police Dept. - Tasers	TBD	50%	7/10/2023	HCMA	Upgrade and expand taser equipment
DNR Spark Grant		JB	LE Great Wave Pool	\$1,000,000	\$3,000,000	6/26/2023	HCMA	Second round now open. Project scored "79" under Tier 4. Working to increase points
RCWJ Foundation/Metroparks Connectors		JB	Trail Connectors/SEMTAT	TBD	TBD	TBD	MF	Routes are scored, materials being prepared for community outreach and engagement
MDOT TAP		JB	Lake Erie Connector Trail	TBD	TBD	October, 2023	HCMA	Brought on PEA to develop cost estimate for Lee Rd section
Federal Highway Admin - Community Charging		JB	EV Charging stations	\$500,000	\$125,000	6/13/2023	HCMA	\$500,000 is minimum request; match will be cash & in-kind

Grant Applications Awaiting Response

Grant program	Project #	JV/MN	Project/Park	Request	Match	Submitted	Applicant	Notes
CFSEM - Detroit Auto Dealers Association Fund		MN	Head Start Teachers Outreach	\$41,700	-	1/17/2023	MF	Program w/DZS to provide outdoor ed. training to early ed. teachers; June decision
MDNR Trust Fund		MN	Willow Fishing Platform	\$300,000	\$462,000	4/1/2023	HCMA	Site visits in summer; preliminary scores in September
LWCF		JB	LSC Daysail Area Trail	\$500,000	\$500,000	4/1/2023	HCMA	Actual project cost estimate is \$1,027,097. Provided tour to Merrie Carlock
DNR Waterways		JB	North Marina if not funded by EGLE	\$294,000	\$306,000	4/3/2023	HCMA	Funded- waiting on grant agreement
Sen Peters Appropriations		JB	LSC Electrical Grid	\$3,000,000	\$1,000,000	3/15/2023	HCMA	Amy meeting w/Peters staff
EGLE High Water Infrastructure		JB	LSC North Marina	\$240,000	\$60,000	11/30/2022	HCMA	Submitted on 11/30
EGLE High Water Infrastructure		JB	LSC Parking lot	\$1,500,000	\$375,000	11/30/2022	HCMA	Submitted on 11/30

Grant Administration

Grant program	Project #	Mgmt	Park/Project	Award Amt	Match	Deadline	Applicant	Updates
GLRI-FS '18	50219.688	MN/TM	LSC Black Cr Shoreline	\$160,211	-	4/30/2023	HCMA	Project complete; need to replace vandalized plantings; final reporting underway
Impact 100 - Oakland Co. '18		MN/PB	KFC Seeding Green Future	\$90,000	-	11/18/2023	MF	Programming for school year concluding; school garden restored; summer lab prep for '23-'24
LWCF '19	51120.114	MN/AC	Oak Access. Nature Trails	\$124,000	\$124,000	2/29/2024	HCMA	Engineering design in progress; park to handle Nature Center updates
LWCF '20	50621.500	MN/JK	LH Walnut Grove Campground	\$300,000	\$150,000	6/30/2025	HCMA	Engineering design to begin this fall
MNRTF '20	50821.221	MN/JK	DxH Accessible Launch	\$192,700	\$192,800	11/30/2023	HMCA	Finalizing design and getting ready to request permits; received 6-month extension
NFWF-SEMRF '21	51021.319	MN/TM	Wil Big Bend Area Restoration	\$250,000	\$177,859	6/30/2023	HCMA	Buffer/prairie planted in June; requesting no-cost budget amendment for contracted work
Ford Volunteer Corps '21		MN/KK	Wolcott Raised Garden Beds	\$7,500	-	11/30/2021	MF	Project complete w/exception of new signage; to be produced & delivered by summer
NEEF-Toyota '21	90021.1156	MN/KK	Beach Wheelchairs	\$20,000	-	10/31/2023	HCMA	Finalizing signage text & storage locations; ordering chairs & straps; marketing promo delay
DNR TF '21	51222.244	MN/AC	LE Cherry Island Trail	\$300,000	\$192,500	7/31/2024	HCMA	Engineering survey completed; design modifications in development
Consumers Energy Found.	90022.1159	MN	IS Headwater Restoration	\$100,000	-	5/31/2024	HCMA	June volunteer planting & media filming w/CEF staff; invasive species removal late summer
GLRI-EPA Nonpoint Source	51222.247	MN	LE Green Infrastructure & Six Points	\$483,500	-	4/30/2025	HCMA	Contractor selected; contract being prepared
NOAA GLs Fish Habitat Restor.	51123.117	MN/MH	Flat Rock Dam Removal Feasibility	\$745,000	\$25,000	9/30/2024	GLFC	Contract awarded to GEI Consultants of Plymouth, MI; working w/GLFC on initiation of work
Four County Community Found.	11322.1169	MN/JS	Wolcott Mill Farm Center	\$8,000	-	7/31/2023	MF	Programming completed reaching 937 students; preparing invoices and final report
Four County Community Found.	10922.1168	MN/EP	Stony Creek Nature Center	\$9,350	-	7/31/2023	MF	Programming completed reaching over 1,100 students; preparing invoices and final report
Anonymous Foundation		MN/JJ	Get Out and Learn (GOAL)	\$10,000	-	7/15/2023	MF	Nearing capacity for available GOAL funds
Towsley Foundation		MN/JJ	Get Out and Learn (GOAL)	\$5,000	-	7/15/2023	MF	Nearing capacity for available GOAL funds
PNC and Young Foundation		MN/LP	Early Childhood Ed. - W. Mobile Cent	\$7,500	-	9/30/2023	MF	Last 2 programs will be conducted in June; preparing invoices and final report
US DOJ Bulletproof Vest Partnership		MN/CP	Police Department	\$3,520	50%	8/31/2024	HCMA	Submitted reimbursement documentation to State; waiting on check
DNR TF '22		MN/?	DEL Take-out Renovation	\$300,000	\$302,600	TBD	HCMA	Approved for funding; waiting on project agreement
Fed. Community Project via DOT		MN/JB	Liv. Co. Connector Trails Design	\$900,000	-	9/30/2026	HCMA	Development of RFP underway; coordinating through MDOT
Mi Invasive Species Grant Program	90023.1172	MN/TM	IS, KEN, SC, WOL	\$30,000	-	4/30/2026	HCMA	Working on RFP
MMRMA - Risk Avoidance Program		MN/RR	SC Beach Security Camera System	\$12,500	50%	7/31/2023	HCMA	Security cameras to be installed and activated in June
MCWCF - Loss Prevention Program		MN	Police PPE	\$2,546	-	TBD	HCMA	Placing order for PPE soon

CFSEM RCWJr Legacy Fund for Youth Sports	90023.1166	MN	Summer Swim in Liv., Oak., Wash. Co	\$25,000	-	4/26/2024	MF	Beginning registrations for youth
MMRMA - Risk Avoidance Program		MN	Police - Active Shooter Training	\$7,500	50%	11/30/2023	HCMA	Training held; working on reimbursement
Erb Family Foundation		MN	Wayne Co. SW Mgmt Assessment	\$45,000	-	TBD	MF	Grant awarded
DNR Iron Belle Trail	50529.126	JB/MH	LH IBT Design Engineering	\$82,075	\$23,400	9/1/2023	HCMA	Extension received for field engineering
LWCF '19	51220.241	JB	LE Kayak Launch	\$122,500	\$122,500	6/1/2024	HCMA	Project Agreement Signed
TAP Grant		JB	SC 26-Mile Connector Trail	\$214,455	\$43,000	12/31/2021	Macomb Co	Liquidated damages letter sent to contractor
Ralph C. Wilson Jr. Foundation		JB	Southern District	\$2,682,755	-	6/15/2023	MF	Island Lake's grant will be extended through 2025
EGLE Non point source	50220.696	JB	LSC Beach	\$300,000	\$100,000	12/31/2023	HCMA	Bird counts and monitoring on-going
EGLE - Recycling		JB	Western & Southern Districts	\$48,816	\$12,204	9/29/2023	HCMA	4th quarterly report submitted
MNRTF '20	50621.499	JB	LH IBT	\$300,000	\$416,766	6/1/2023	HCMA	Project close out
LWCF '20	506-21-501	JB	LH Off-Leash Dog Area	\$165,400	\$165,400	6/30/2025	HCMA	Ready for design
Healthy Catalyst		JB	Adaptive Kayak equipment	\$2,950	\$0	10/30/2020	HCMA	\$166 left to spend. Trained Kensington staff on 8/6
NOAA/Great Lakes Commission		JB/TM	Lake Erie Shoreline Restoration	\$1,449,609	\$135,194	extended	HCMA	Construction underway
Renew MI - DRFC		JB	DRFC	\$1,000,000	N/A	4/30/2022	HCMA	Fourth quarterly report submitted
Green Macomb (sub recipient)		JB	20 Trees at Stony Creek	\$3,000		12/31/2022	HCMA	Sent in for reimbursement
Green Macomb (sub recipient)		JB	LSC Tree Plantings	\$3,750	in-kind	9/12/2022	HCMA	Reimbursement for \$150/tree, for 25 trees.
DTE Foundation	90022.1151	JB	Tree plantings at HMI & WMI	\$4,000	\$4,000	Spring 2023	HCMA	10 trees left to plant at Hudson Mills
LWCF 2022		JV	LSC West Boardwalk	\$500,000	\$500,000	2025ish	HCMA	Project agreement to come in late 2023
LWCF 2022		JV	Stony Creek Reflection Trail	\$500,000	\$500,000	2025ish	HCMA	Selected engineering firm on June BOC



**HURON-CLINTON METROPOLITAN
AUTHORITY**

To: Board of Commissioners
From: Jennifer Jaworski, Chief of Interpretive Services
Subject: Interpretive Services Monthly Report
Date: June 2, 2023

Action Requested: Motion to Receive and File

That the Board of Commissioners' receive and file June 2023 Interpretive Services Report as recommended by Chief of Interpretive Services, Jennifer Jaworski, and staff.



HURON-CLINTON METROPARKS

INTERPRETIVE SERVICES MONTHLY REPORT

June 2023

Administrative Office
13000 High Ridge Drive
Brighton, MI 48114



[METROPARKS.COM](https://www.metroparks.com)



TABLE OF CONTENTS

Community Engagement	4
Programming	5
Grants	6

COMMUNITY ENGAGEMENT

Michigan Activity Pass

- The Michigan Activity Pass (MAP) program gives library card holders free and discounted access to museums and cultural amenities throughout the state. You can check out a daily Metroparks pass like you would a library book and redeem one MAP pass per week with your library card and have 7 days to use it after it's been checked out.
 - 390 passes were checked out in May 2023
 - 309 redeemed in May 2023.
 - To compare to 2022 data
 - 615 were checked out in May.
 - 123 redeemed in May.

Community Events

- Interpretive staff represented the Metroparks at the following events:
 - Sturgeon Day at Detroit Riverfront Conservancy
 - Lake Erie Water Festival
 - Kids Fishing Day at Lake Erie Metropark
 - Southeast Michigan Stewardship Coalition at EMU
 - Master Rain Garden courses at Taylor Conservatory
 - Livingston County Ag. Awareness Day
 - Huron River Day



Huron River Day



Livingston County Ag. Awareness Day

PROGRAMMING

Below highlights the programming held at each of the Interpretive Centers as well as programming conducted by the Community Outreach Interpretive staff.

School Programming at Interpretive Center

Number of school programs: 491
Number of students: 11,762 students

Public Programming

Number of programs: 156
Number of participants: 3,207 participants

Scout Programming

Number of programs: 7
Number of participants: 122 participants

Senior Programs:

Number of Senior Centers: 11
Number of participants: 208 participants

Outreach Programming

School Programs

Number of school programs: 157
Number of students: 4,260 students

DPSCD Supplemental Science Lessons
and After-School Science Clubs:
46 programs and 660 students

Events

Number of events: 16
Number of participants: 2,810

TOTAL Programs: 838

TOTAL Participants: 21,432



DPSCD 4th gr students at Lake Erie



Nature Network Water quality investigation

GRANTS

- **Oakland County Impact 100**

- **Seeding a Green Future**

- The Impact 100 grant project *Seeding a Green Future* has been actively supporting and providing programming for the middle school students of Thompson K-8 Academy in Southfield. The Salmon in the Classroom project, funded by the grant, was successful and a tank full of young salmon were released into the Huron River Mid-May on a field trip to Huroc Park in Flatrock with water quality programming provided after the release by Metropark staff. Recent in-classroom programming has covered topics including the basics of gardening and dendrochronology. With funding from the grant, the school's garden will be restored and planted May 24th as part of the school's Family STEM Night. Project field trips include trips to the Matthaei Botanical Gardens in Ann Arbor May 31st and June 1st for the 7th and 8th grade students.

- **Four County Community Foundation**

- **Experiential Learning with Stony Creek - 2022/2023**

- We have seen over 1100 students either on site or had an outreach interpreter visit their school for in-person program. The microscopes, purchased with 4CCF grant funds in the fall, have been a huge help to our spring pond programs. We also noticed more middle school (6th grade) students coming out this year for water quality programs that were re-vamped thanks to the purchase of additional microscopes.

- **Experiential Learning with Wolcott Mill - 2022/2023**

- In total, we saw 901 students onsite for Farm Tours, Maple Sugaring, Michigan Settlers, and Greenhouse and Gardens. In addition, we were able to do 1 offsite Hydroponics program at Hevel Elementary for 35 students giving us a total number of students served as 936.





To: Board of Commissioners
From: Artina Carter, Chief of Diversity, Equity and Inclusion
Subject: Report – DEI Monthly Update
Date: June 2, 2023

Action Requested: Motion to Receive and File

That the Board of Commissioners receive and file the June 2023 DEI report as recommended by Chief of Diversity, Equity and Inclusion Artina Carter and staff.

Attachment: DEI Report



HURON-CLINTON METROPARKS

DEI MONTHLY REPORT

June 2023

Administrative Office
13000 High Ridge Drive
Brighton, MI 48114



[METROPARKS.COM](https://www.metroparks.com)



DEI DEPARTMENT

MISCELLANEOUS

- Conducted Cultural Competence Training for Interpretative Services Staff
- Hosted Advisory Team meeting
- Participated on interview panels
- Finalized Sound Bath agreement in partnership with Bloom Transformation Center (Detroit)
 - Talk and Meditation events
 - Scheduled for August
 - Meditation event will be held at Lake Erie Metropark
- Participated in DZS collaboration meetings
 - Penguin Mingle and Giraffe Encounter tour
 - Attended a meeting with DZS/MP Retreat team and retreat Facilitators to discuss the June retreat strategy.
- Hosted two 2023-2026 DEI Plan Walk Through with Staff
- Attended the Mackinac Policy Conference

COMMUNITY COLLABORATIONS

- Attended Juneteenth meetings with Wayne County Parks
- Attended a partnership debrief with Howell Library and Livingston County Diversity Council RE: MLK 101 series
 - Team wants to repeat series in 2024
 - 226 participants across all events
 - 2024 activities include musical tribute (same ensemble from 2023) and film screening

CROSS-DEPARTMENT COLLABORATIONS

- Active membership on the Program Steering Committee
 - Program team
 - Advisory team
- Participated in interview panels
 - Business Applications Specialist
 - Business Systems Analyst
- Participated in the Climate Action Plan (CAP) goal setting work sessions

2023 DEI SPEAKER SERIES PRESENTS: ANTHONY JACK

THURSDAY, JUNE 8, 2023 @ 11:00AM



Anthony Abraham Jack is currently a Junior Fellow at the Harvard Society of Fellows, an Assistant Professor at the Harvard Graduate School of Education, and the Shutzer Assistant Professor at the Radcliffe Institute for Advanced Study. His scholarship appears in the *Common Reader*, *Du Bois Review*, *Sociological Forum*, and *Sociology of Education* and has earned awards from the Association of American Publishers, American Sociological Association, American Educational Studies Association, Association for the Study of Higher Education, Eastern Sociological Society, and the Society for the Study of Social Problems. Tony held fellowships from the Ford Foundation and the National Science Foundation and was a 2015 National Academy of Education/Spencer Foundation Dissertation Fellow. The National Center for Institutional Diversity at the University of Michigan named him a 2016 Emerging Diversity Scholar. In 2020, Muhlenberg College awarded him an honorary degree for his work in transforming higher education.

The New York Times, *Boston Globe*, *The Atlantic*, *The New Yorker*, *The Chronicle of Higher Education*, *The Nation*, *American Conservative Magazine*, *The National Review*, *The Washington Post*, CNN, *Vice*, *Vox*, and NPR have featured his research and writing as well as biographical profiles of his experiences as a first-generation college student. *The Privileged Poor: How Elite Colleges Are Failing Poor Students*, which was awarded the 2020 Mirra Komarovsky Book Award, 2019 CEP Mildred Garcia Award (Junior) for Exemplary Scholarship, and the Thomas J. Wilson Memorial Prize and also named a NPR Book's best Book of 2019, is his first book.



HURON-CLINTON METROPOLITAN AUTHORITY



To: Board of Commissioners
 From: Janet Briles, Interim Chief of Planning & Development
 Project Title: Identification of Opportunities for Stormwater Management in Wayne County
 Date: June 8, 2023

Action Requested: Motion to receive and file

That the Board of Commissioners receive and file the grant agreement from the Erb Family Foundation to the Metroparks Foundation for the *Identification of Opportunities for Stormwater Management in Wayne County* project as recommended by Interim Chief of Planning and Development Janet Briles and staff.

Fiscal Impact: The proposed project total cost is estimated at \$50,845 with \$45,000 in grant funding and the remainder as HCMA staff match. There is no negative fiscal impact to the Metroparks Foundation nor the Metroparks with the data assessment project.

Background: The Metroparks staff will partner with Six Rivers Regional Land Conservancy and Hubbell, Roth and Clark, Inc. to perform detailed data analysis and utilize their Water Quality Tool to analyze vacant parcels in Wayne County for stormwater management value and potential future acquisition.

Wayne County has suffered through four major flooding events in the past decade, causing severe impacts to roads, homes, and public facilities. Two of these events were classified as 500-year and 1,000-year storms for Detroit.

According to the University of Michigan Water Center, climate modeling indicates that this region will experience significant periods of heavier rainfall and warmer temperatures in the future spring and summer months, leading to more runoff and greater phosphorus loading over time.

The Southeast Michigan Council of Government's (SEMCOG) *Green infrastructure Vision for Southeast Michigan* identifies vacant land as an opportunity to address stormwater runoff using green infrastructure. It suggests utilizing vacant land around parks, wetlands, and riparian corridors as a primary opportunity to expand existing green areas as well as utilizing vacant land near roadways to divert and manage runoff from roads. Moreover, it tasks local governments with the role to "evaluate vacant parcels for greening potential and/or opportunity to link or enhance parks."

The project also meets goals within the Metropark's Strategic Plan and the Climate Action Plan. This assessment is the first step in achieving the objective to identify properties for acquisition in Wayne County with the highest return on investment in regards to stormwater management value.



The Fred A. and Barbara M. Erb Family Foundation

May 23, 2023

Ms. Amy McMillan
Director, HCMA; Huron-Clinton Metroparks Foundation Board Secretary/Treasurer
Huron-Clinton Metroparks
13000 High Ridge Drive
Brighton, MI 48114-9058

Re: Grant #2300: Identification of Opportunities for Stormwater Management in Wayne County

Dear Ms. McMillan:

I am pleased to inform you that the Fred A. and Barbara M. Erb Family Foundation has approved a grant to Huron-Clinton Metroparks in the amount of \$45,000 to access vacant land in Wayne County to identify opportunities for stormwater control. The Grant Term will commence on June 1, 2023, the date selected in your Proposal. Please let us know if you would like to change the start date.

The Grant Term will be 12 months. By accepting this grant, you agree to the following:

1. Grant funds will be expended solely for the purposes and in accordance with the budget detailed in your Proposal submitted on March 7, 2023 (a copy of which is incorporated herein by reference), including the following Goals:
 - Goal: Plan for future acquisition of vacant land in Wayne County that creates new opportunities to reduce runoff.Approval from the Foundation is required for:
 - a) material changes to the Goals or Activities described in your Proposal,
 - b) changes to the budget which amount to more than 10% of the annual grant or
 - c) an extension of the Grant Term. Funds not expended by the end of the Grant Term must be returned to the Foundation.
2. A progress report will be submitted to the Foundation six months after the start of the Grant Term, and a final report no later than 60 days following the end of the Grant Term. Please see the linked [Reporting Requirements](#) for detailed instructions and the list of due dates listed below.
3. The Foundation's grant will be appropriately recognized. Please use the Foundation's logo where possible (an electronic copy is available upon request) and/or link to the Foundation's Twitter profile, [@ErbFamilyFdn](#).

4. Grant funds will not be used for impermissible lobbying activities as defined in Section 4945(d)(1) of the Internal Revenue Code.
5. Alert your Program Officer by phone or email to any changes in executive leadership or program management as it relates to the above referenced grant.

The Foundation would also like to share your impact on Twitter. We invite you to share details about your events and achievements using our [Content Submission Form](#).

A check in the amount of \$45,000 will be sent via ACH upon receipt by the foundation of a properly executed copy of this Grant Agreement Letter. The Foundation will only issue grant payments via electronic ACH. To submit your banking information, please use [this form](#). If your organization is outside the United States or you require an exception, contact Dianne Warren at dwarren@erbff.org.

Please e-sign the Grant Agreement Letter below. A copy will be sent to dwarren@erbff.org automatically. You should retain a copy for your files, as this Letter and your Proposal together constitute the contract governing your grant from the Foundation.

Congratulations on your grant. We look forward to working with you.

Sincerely,

AGREED & ACCEPTED

_____, 2023

Mr. John M. Erb
President

Ms. Amy McMillan
Director, HCMA

CC: Ms. Michelle Nichols

Reporting Requirements

Schedule Date	Type
12/1/2023	Progress Report
7/31/2024	Final Report



HURON-CLINTON METROPOLITAN AUTHORITY

To: Board of Commissioners
 From: Mike Henkel, Chief of Engineering Services
 Project No: 515-23-162
 Project Title: Electrical Retrofit for EV carts and Generator
 Project Type: Capital
 Location: Indian Springs Metropark
 Date: June 1, 2023

Bids Received: May 23, 2023

Action Requested: Motion to Approve

That the Board of Commissioners award Contract No. 515-23-162 to the low responsive, responsible bidder, A/C Building Systems, Inc. in the amount of \$138,650.00 as recommended by Chief of Engineering Services Mike Henkel and Staff.

Fiscal Impact: The project is budgeted at \$230,000.00 and is \$91,350.00 underbudget.

Scope of Work: The work includes furnishing all labor, equipment, and materials necessary to install chargers, upgrade electrical components and a portable generator connection to operate some essential building functions.

Background: The Golf course at Indian Springs is converting its fleet of golf carts from gas to electric. The new electric carts are targeted to arrive in the fall of this year. The project will upgrade the existing cart storage area to allow the charging of the fleet.

<u>Contractor</u>	<u>City</u>	<u>Amount</u>
A/C Building Systems	Wixom	\$ 138,650.00
Corby Energy Services	Belleville	\$ 138,960.00
Allied Building Services	Detroit	\$ 148,776.70
Advanced Contracting & Electrical Services	Flint	\$ 151,400.00
Slynn Electric Corp.	New Baltimore	\$ 165,890.00
Synenergy Engineering Services, Inc.	Rochester	\$ 191,200.00
The Summit Company, Inc.	Livonia	\$ 204,000.00
Hazel and Buehler, Inc.	Livonia	Non Responsive

Budget Amount for Contract Services \$ 230,000.00

Work Order Amount

Contract Amount- A/C Building Systems	\$ 138,650.00
Contract Administration	<u>\$ 10,000.00</u>
Total Proposed Work Order Amount	\$ 148,650.00

This project was reported and publicly advertised in the following construction reporting outlets: MITN, Construction Association of Michigan, Reed Construction Data, Construction News Corporation, Construction

News Service, HCMA Website, Builders Exchange of Michigan, McGraw Hill Dodge, Builders Exchange of Lansing and Central Michigan.



HURON-CLINTON METROPOLITAN AUTHORITY

To: Board of Commissioners
From: Chief of Engineering Services, Mike Henkel
Subject: Washington Township Watermain Easement
Date: May 31, 2023

Action Requested: Motion to Approve

That the Board of Commissioners approve the additional watermain easement for Washington Township as recommended by Chief of Engineering Services Mike Henkel and Staff.

Fiscal Impact: None

Background: At the November 10, 2022 Board of Commissioners meeting easements were approved for a new watermain in Washington Township. There is one additional easement that is needed for the 8 inch future tap for the Metroparks. The added area is 20 feet by 10 feet.

Attached: Additional Easement

WATER MAIN EASEMENT AGREEMENT

THIS **WATER MAIN EASEMENT AGREEMENT** (“Agreement”) is made and entered into this ___ day of _____, 2023, between Huron-Clinton Metro Authority, a Michigan public body corporate organized and operating under the provisions of Act No. 147 of 1939, as amended, whose address is 13000 High Ridge Dr., Brighton, MI 48116 (“Grantor”) and the Charter Township of Washington, a Michigan municipal corporation whose address is 57900 Van Dyke Avenue, Washington Township, MI 48094 (“Grantee”).

WITNESSETH:

WHEREAS, Grantor is the owner of certain real property located at 63275 Park Rd. Stony Creek, Washington Township, MI which is legally described in Exhibit “A” attached hereto, and incorporated herein by reference (“Property”); and

WHEREAS, Grantee desires to acquire from Grantor certain rights to the Property in order to construct, operate, maintain, repair and/or replace a public water main (“Water Main”).

IT IS THEREFORE AGREED:

1. Grant of Easement. In consideration of the sum of One (\$1.00) Dollar and for other good and valuable consideration, the receipt of which is hereby acknowledged, Grantor grants to Grantee a non-exclusive permanent easement for the construction, installation, repair, maintenance and replacement of a public Water Main and ancillary improvements and a temporary construction easement for construction over, under and across the Property as hereinafter described (the “Easement”).

2. Purpose of Easement. The Easement shall be used only for the construction, installation, repair, maintenance and replacement of the Water Main and no other purpose.

3. Location and Description of Easement. The location and legal description of the Easement granted by this Agreement is set forth and depicted in Exhibit “A” (“Easement Area”).

4. Construction, Operation, Maintenance, Repair and Replacement. The construction, operation, maintenance, repair and replacement of the Water Main shall be at the sole cost and expense of Grantee. Grantee shall keep and maintain the Water Main and related appurtenances upon the Easement Area in good repair and operation at Grantee’s expense. During all aspects of any work performed on the Property, Grantee also covenants and agrees to do the following:

- (a) Restore the Easement Area to a similar condition which existed prior to the installation of the public Water Main with the exception of any permanent structures erected in violation of this Agreement;
- (b) Backfill and restore all driveways and sidewalk areas located on the Property and disturbed by virtue of the construction, maintenance, repairs, replacement or any such work performed by Grantee;
- (c) Provide Grantor with continued access for ingress and egress over, under, through and across the Easement Area;
- (d) Once commenced by Grantee, any work permitted hereunder shall be diligently pursued to completion with all restoration obligations satisfied, and all such work shall be completed by Grantee in a lien free manner.

_____ of Huron-Clinton Metropolitan Authority, a Michigan public body corporate organized under the provisions of Act No. 147 of 1939, as amended, and that he/she, being authorized to do so, executed the foregoing instrument for the purposes therein contained.

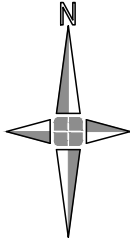
Print Name:

Notary Public
, _____ County, Michigan
Acting in the County of _____
My commission expires

EXHIBIT A



Know what's below.
Call before you dig.



0 250' 500'
SCALE: 1" = 500'

TAX PARCEL ID NO.
24-04-08-100-018

TAX PARCEL ID NO.
24-04-08-300-009

TAX PARCEL ID NO.
24-04-08-300-010

TAX PARCEL ID NO.
24-04-17-200-006

WEST 1/2 OF THE
NW 1/4 OF
SECTION 17

WEST 660' OF
THE EAST 1/2
OF NW 1/4 OF
SECTION 17

WEST 1/4 CORNER, SECTION 17
EAST 1/4 CORNER, SECTION 18
T4N, R12E, WASHINGTON TWP.
MACOMB COUNTY, MICHIGAN

TAX PARCEL ID NO.
24-04-17-100-007
220.260 ACRES

INWOOD RD. (33' 1/2 WIDTH - PUBLIC)

SEE
SHEET 2

TAX PARCEL ID NO.
24-04-18-400-005

WEST LINE OF SECTION 17

WEST LINE OF SECTION 17

P.O.B. CENTERLINE
OF 20' WIDE WATER
MAIN EASEMENT

TAX PARCEL ID NO.
24-04-17-300-005

WEST 330' OF THE
EAST 1/2 OF SW 1/4
OF SECTION 17

WEST 1/2 OF THE
SW 1/4 OF
SECTION 17

LEGEND

- EX. ROW
- - - PR. EASEMENT LINE
- (R) RECORD
- P.O.B POINT OF BEGINING
- P.O.E. POINT OF ENDING

NOTE: BEARINGS ARE BASED
ON THE STATE PLANE
COORDINATE SYSTEM, MICHIGAN
SOUTH (2113), NAD83.

PARCEL ID: 24-04-17-100-007

WASHINGTON TOWNSHIP, MACOMB COUNTY, MICHIGAN

Water Main Easement



6303 26 Mile Road
Suite 100
Washington Twp, MI 48094
p (586) 781-8950
f (313) 962-5068
www.giffelswebster.com

Executive: MK
Manager: MK
Designer: NVH
Quality Control: LDA
Section: 17
T-04-N R-12-E

Developed For:

CHARTER TOWNSHIP OF WASHINGTON

57900 VAN DYKE AVE
WASHINGTON, MI 48094

586-786-0010

DATE:	ISSUE:

Date: 03.23.2023
Scale: 1"=500'
Sheet: 1 OF 3
Project: 17850.25

Copyright © 2023 Giffels Webster.
No reproduction shall be made
without the prior written consent of
Giffels Webster.

Z:\17850.00 Washington Twp\17850.25 26 Mile West Water Main Extension\Easements\3. Inwood\30 Tap. 24-04-17-100-007.dwg

EXHIBIT A

WEST 1/4 CORNER, SECTION 17
 EAST 1/4 CORNER, SECTION 18
 T4N, R12E, WASHINGTON TWP.
 MACOMB COUNTY, MICHIGAN

TAX PARCEL ID NO.
 24-04-18-400-005

WEST LINE OF SECTION 17

S02°31'02"E
 66.50'

N87°28'41"E
 1150.10'

MICH-CON EASEMENT
 L.6873, P.675
 L.6923, P.666

- LEGEND**
- EX. ROW
 - - - PR. EASEMENT LINE
 - (R) RECORD
 - P.O.B POINT OF BEGINNING
 - P.O.E. POINT OF ENDING



0 15' 30'
 SCALE: 1" = 30'

S02°31'19"E
 18.50'
 P.O.E.

P.O.B. CENTERLINE OF
 20' WIDE WATER MAIN
 EASEMENT

TAX PARCEL ID NO.
 24-04-17-100-007
 220.260 ACRES

CENTERLINE OF 20 FT.
 WIDE WATERMAIN
 EASEMENT L.28916 P.918

CENTERLINE OF 17 FT.
 WIDE WATERMAIN
 EASEMENT L.28916 P.918



Know what's below.
 Call before you dig.

INWOOD RD. (33' 1/2 WIDTH - PUBLIC)

33' PRESCRIPTIVE RIGHT-OF-WAY

TAX PARCEL ID NO.
 24-04-17-100-007
 220.260 ACRES

PARCEL ID: 24-04-17-100-007

WASHINGTON TOWNSHIP, MACOMB COUNTY, MICHIGAN

Water Main Easement

giffels webster
 Engineers Surveyors Planners
 Landscape Architects

6303 26 Mile Road
 Suite 100
 Washington Twp, MI 48094
 p (586) 781-8950
 f (313) 962-5068
 www.giffelswebster.com

Executive: MK
 Manager: MK
 Designer: NVH
 Quality Control: LDA
 Section: 17
 T-04-N R-12-E

Developed For:

CHARTER TOWNSHIP OF WASHINGTON

57900 VAN DYKE AVE
 WASHINGTON, MI 48094

586-786-0010

DATE:	ISSUE:

Date: 03.23.2023
 Scale: 1"=30'
 Sheet: 2 OF 3
 Project: 17850.25

Copyright © 2023 Giffels Webster.
 No reproduction shall be made
 without the prior written consent of
 Giffels Webster.

Z:\17850.00 Washington Twp\17850.25 28 Mile West Water Main Extension\Easements\3. Inwood\30 Tap. 24-04-17-100-007.dwg

PROPERTY DESCRIPTION (PER TITLE SEARCH FILE NO. 50-21806723)

THE LAND REFERRED TO IN THIS SEARCH IS DESCRIBED AS FOLLOWS:
 TOWNSHIP OF WASHINGTON, COUNTY OF MACOMB, STATE OF MICHIGAN SECTION 17, TOWN 4 NORTH, RANGE 12 EAST; THE WEST 1/2 OF THE NORTHWEST 1/4 AND THE WEST 660.00 FEET OF THE EAST 1/2 OF THE NORTHWEST 1/4 OF SECTION 17, & THE WEST 1/2 OF THE SOUTHWEST 1/4 & THE WEST 330.00 FEET OF THE EAST 1/2 OF THE SOUTHWEST 1/4 OF SECTION 17, ALSO BEGINNING AT A POINT 330.00 FEET EAST OF THE NORTHWEST CORNER OF THE EAST 1/2 OF THE SOUTHWEST 1/4 OF SECTION 17; THENCE CONTINUING EAST 160.00 FEET; THENCE SOUTH 0 DEGREE 41 MINUTES 30 SECONDS WEST 33.00 FEET; THENCE SOUTH 55 DEGREES 43 MINUTES WEST 195.25 FEET; THENCE NORTH 0 DEGREE 41 MINUTES 30 SECONDS EAST 143.00 FEET TO THE POINT OF BEGINNING.

COMMONLY KNOWN AS: 63275 PARK RD STONY CREEK, WASHINGTON, MI 48095
 TAX ID NO. 24-04-17-100-007

20 FOOT WIDE PUBLIC WATER MAIN EASEMENT

THE CENTERLINE OF A TWENTY (20) FOOT WIDE WATER MAIN EASEMENT LOCATED IN THE SOUTHWEST QUARTER OF SECTION 17, T4N, R12E, MACOMB COUNTY, MICHIGAN, BEING MORE PARTICULARLY DESCRIBED AS:

COMMENCING AT THE WEST QUARTER CORNER OF SECTION 17; THENCE SOUTH 02 DEGREES 31 MINUTES 02 SECONDS EAST, 66.50 FEET ALONG THE WEST LINE OF SAID SECTION 17; THENCE NORTH 87 DEGREES 28 MINUTES 41 SECONDS EAST, 1150.10 FEET ALONG THE CENTERLINE OF EXISTING WATER MAIN EASEMENT AS RECORDED IN LIBER 28916, PAGE 918, MACOMB COUNTY RECORDS, TO THE POINT OF BEGINNING; THENCE SOUTH 02 DEGREES 31 MINUTES 19 SECONDS EAST, 18.50 FEET TO THE POINT OF ENDING.

PART OF TAX ID NO. 24-04-17-100-007

Z:\17850.00 Washington Twp\17850.25 28 Mile West Water Main Extension\Easements3 - Inwood\30 Tap - 24-04-17-100-007.dwg

PARCEL ID: 24-04-17-100-007

WASHINGTON TOWNSHIP, MACOMB COUNTY, MICHIGAN

Water Main Easement



6303 26 Mile Road
 Suite 100
 Washington Twp, MI 48094
 p (586) 781-8950
 f (313) 962-5068
 www.giffelswebster.com

Engineers Surveyors Planners
 Landscape Architects

Executive:	MK
Manager:	MK
Designer:	NVH
Quality Control:	LDA
Section:	17
T-04-N R-12-E	

Developed For:
 CHARTER TOWNSHIP OF WASHINGTON
 57900 VAN DYKE AVE
 WASHINGTON, MI 48094
 586-786-0010

DATE:	ISSUE:

Date:	03.23.2023
Scale:	NA
Sheet:	3 OF 3
Project:	17850.25

Copyright © 2023 Giffels Webster.
 No reproduction shall be made
 without the prior written consent of
 Giffels Webster.



HURON-CLINTON METROPOLITAN AUTHORITY

To: Board of Commissioners
From: Mike Henkel, Chief of Engineering Services
Subject: Reflection Nature Trail Improvements Design Services
Location: Stony Creek Metropark, Macomb County
Date: June 1, 2023

Action Requested: Motion to Approve

That the Board of Commissioners approve Request for Proposal (RFP) 509-22-565-D from – Giffels Webster in the amount \$138,168.00 as recommended by Chief of Engineering Services, Mike Henkel and staff.

Fiscal Impact: The project is budgeted in the amount of \$1.1 million dollars, of which \$500,000.00 is from a grant from the Land and Water Conservation Fund (LWCF).

Background: The design work will address accessibility, realigning pathways, placing 3 prefabricated bridges, removal of an existing dock, installation of a 10’x30’ overlook, and replacing a the failing boardwalk. The current Reflection Trail is approximately a one-half mile aggregate path at the Stony Creek Nature Center. The existing pedestrian bridges date back to 1969 and possibly earlier. The trail is used for programming and school groups. Once Construction is targeted to start in Spring of 2024.

Giffels Webster	541 hours	\$138,168.00
Environmental Consulting Technology (ECT)	387 hours	\$148,800.00
Spicer Group	987 hours	\$200,209.00
Anderson, Eckstein, & Westrick (AEW)	1,034 hours	\$233,838.00

Attachment: Proposal, Concept design

Bids were advertised on MITN(Michigan Inter-governmental Trade Network (bidnet direct)).

**HURON-CLINTON METROPOLITAN AUTHORITY
NOTICE OF REQUEST FOR PROPOSALS (RFP)**

Design Project Title: Reflection Nature Trail Improvements Design Services
Park Name: Stony Creek Metropark
Park Address: Stony Creek Metropark 4300 Main Park Road, Shelby Township, MI 48316
RFP No.: 509-22-565-D
Issue Date: 5/1/2023
Response Date: 5/25/2023

An optional, Pre-Proposal Site Meeting to view the project site will be held on Monday, May 15, 2023, at 10:00 A.M. at the project site at Stony Creek Metropark Nature Center, 4300 Main Park Road, Shelby Township, MI 48316. Notify the Owner at least 48 hours in advance for special accommodations for physically handicapped or hearing impaired.

PROPOSAL DUE TIME: By 2:00 PM (local time)

LOCATION: Return Proposal Via E-mail: engineering.bids@metroparks.com

DESCRIPTION: The Huron-Clinton Metropolitan Authority is issuing a Request for Proposal (RFP) to qualified professional consulting firms to perform services as detailed in Attachment A, Statement of Work.

INDEX: Included in this RFP are the following:

- RFP Form (this form)
- Attachment A – Statement of Work (and attachments, if any)
- Attachment B – Standard Authority Professional Services Agreement form (for information only)

- A copy of the complete RFP is available from the Michigan Inter-governmental Trade Network (MITN) website: www.mitn.info

Proponents responding to this RFP are strongly encouraged to carefully read the entire RFP

Direct inquiries regarding this RFP to Jason Kulongowski, P.E., Project Representative,

of the Engineering Department, at (Phone)810-494-6018; Email: jason.kulongowski@metroparks.com

This Proposal is Offered By: Name: Giffels Webster

Address: 6303 26 Mile Road, Suite 100

City, State: Washington Twp, MI Zip: 48094

Phone: 586.781.8950 Email: mkozak@giffelswebster.com

PROPOSAL

Reflection Nature Trail Improvements Design Services



May 25, 2023

Jason Kulongowski - PE, Project Representative
Huron-Clinton Metropolitan Authority | 4300 Main Park Road | Shelby Twp, MI 48316

RE: Proposal for Reflection Nature Trail Improvements Design Services

Dear Mr. Kulongowski,

We are pleased to present our proposal to assist Huron-Clinton Metropolitan Authority with the Reflection Nature Trail Improvements Design at Stony Creek Metropark. To assist Giffels Webster in this project, we partnered with several other firms that deeply understand the existing conditions and scope of work. Our team includes:

- **Giffels Webster.** Award-winning civil engineers, landscape architects, surveyors, planners, and GIS specialists – all of whom choose every day to make communities better.
- **ASTI Environmental (ASTI).** An environmental consulting and engineering firm servicing the Great Lakes Region since 1985.
- **G2 Consulting Group.** Geotechnical engineering, environmental consulting, and construction engineering services that help clients build better, build smarter, and build profit.
- **LaVere Structural Consulting.** A structural engineering company providing cutting edge and cost effective design solutions and consulting services.

Our team approach brings years of skills, talents, expertise, and passion to the Huron-Clinton Metropolitan Authority and Stony Creek Metropark. Together we have crafted a work program that weaves a strategic plan together in a way that demonstrates our capacity to listen, respond, check-in and deliver a product on time and within budget that meets the projects needs as noted in the RFP and Addendum 1.

Thank you for the opportunity to share our proposal, and we look forward to discussing this with you further at 586.781.8950 or via email at mkozak@giffelswebster.com.

Regards,
Giffels Webster



Mike Kozak, PE
Partner

Table of Contents


Part I - Technical Proposal	5
A. General Information & Project Team.....	6
B. Understanding of Project & Tasks	11
C. Management Summary, Work Plan, & Schedule	18
D. Personnel	24
E. References	44
Appendix 1 - Insurance Sample	46
Part II - Cost Proposal	48

Part I - Technical Proposal

A. General Information & Project Team

Giffels Webster

Project Lead, Civil Engineering, & Surveying Services



Huron Valley Trail Enhancements |
Oakland County, MI



Paint Creek Trail | Oakland County, MI



Harding and Martin Parks
Improvements | Ferndale, MI

Dedicated to Making Communities Better

Giffels Webster is a Michigan-based multi-disciplined consulting firm specializing in civil engineering, surveying, landscape architecture, community planning, and GIS; providing professional services to public, private, and institutional clients. Our primary business revolves around the natural resources of land and water, along with the infrastructure necessary to utilize these resources for human needs effectively. For nearly 70 years, we have been fortunate to provide professional support to thousands of clients in Southeast Michigan. This strong client base, coupled with our community involvement, has been instrumental in developing improved procedures and reasonable fees while assuring our firm's stability and continued growth.

Giffels Webster has four key attributes influencing our decisions and making us unique in engineering / surveying. First, our integrity is the foundation of our business which we value and protect. We bring a unique perspective to our clients because of our diverse experience in the public and private sectors. On every project, we strive to balance the needs of our clients, our communities, and the environment. Lastly, we design our projects with a vision towards the future. We want future generations to enjoy our designs' enduring value and functions.

- Firm Name:** Giffels-Webster Engineers, Inc. dba Giffels Webster
- Founded:** 1952 | Incorporated in Michigan since 1960
- FEIN:** 38-1621448
- Address:** 6303 26 Mile Road, Suite 100 | Washington Township, MI 48094
- Contact:** Mike Kozak, PE - Partner in Charge
e. mkozak@giffelswebster.com
- Joe Paquette, PE - Project Manager
e. jpaquette@giffelswebster.com
- o. 586.781.8950

Quick Facts

Founded
1952
Incorporated 1960

Headquarters
28 West Adams, Suite 1200
Detroit MI 48226


Services
Civil Engineering
GIS
Landscape Architecture
Planning
Surveying
Traffic Engineering

Markets
Public works
Transportation
Healthcare
Education
Retail
Office/Industrial
Facilities Management
Urban Redevelopment
Parks/Trails
ADA Compliance
Federal

Professional Staff
Administrative - 12
Civil Engineers - 30
Construction Inspectors - 6
GIS Specialists - 2
Land Surveyors - 17
Landscape Architects - 4
Partners - 14
Planners - 7
Senior Project Management - 4
Traffic Engineers - 3
TOTAL 100 EMPLOYEES

ASTI Environmental (ASTI)

Environmental Services



ASTI ENVIRONMENTAL (ASTI) has provided environmental and engineering services to industry and government since 1985. ASTI service groups are staffed by scientists, hazardous materials managers, regulatory compliance managers, professional geologists, environmental professionals, underground storage tank professionals, wetland scientists, environmental trainers, asbestos inspectors, environmental property assessors, building inspectors, and management planners.

We routinely provide services in the Great Lakes region and have completed projects throughout the United States and Canada and in Eastern Europe. For industry and business, ASTI provides investigation, compliance, permitting, and remediation services to assist in achieving compliance with federal, state, and local environmental regulations. For property acquisition and management, ASTI provides assessment, inspection, and restoration services to evaluate site impacts, provide documentation for liability protection and manage natural features.

Firm Name: ASTI Environmental dba ASTI


FEIN: 38-2567197

Address: Corporate Headquarters | 10448 Citation Drive, Suite 100 | Brighton, MI 48116

Contact: Dianne C. Martin - Vice President
o. 810.395.2784
m. 810.599.5468
e. dmartin@asti-env.com

G2 Consulting Group

Geotechnical Engineering



G2 Consulting Group, LLC (G2) was established in 1994 and is headquartered in the City of Troy with an additional office in Ann Arbor, Michigan and Lake Zurich (Chicago), Illinois. Since its beginning with three employees, G2 has grown into a multi-service professional firm with three offices and over 126 employees, of which 116 are degreed or licensed civil/geotechnical engineers, environmental scientists, and certified materials technicians.

Firm Name: G2 Consulting Group, LLC dba G2

Ownership: Limited Liability Company
Licensed in the State of Michigan since 1994

FEIN: 38-3190422

Address: Headquarters | 1866 Woodslee Street | Troy, Michigan 48083

Contact: Jason Stoops, PE
o. 248.680.0400
m. 248.640.4408
e. jstoops@g2consultinggroup.com

LaVere Structural Consulting, LLC

Structural Engineering



Ryan Court Building | Wixom



Laird R & D Facility | Grand Blanc, MI



Summit KIA | Auburn Hills, MI

LaVere Structural Consulting is a structural engineering company providing cutting edge and cost effective design solutions and consulting services. Our professional engineering design services for new structures, and existing structures include production of engineering contract documents such as drawings, specifications, and calculations.

Clients range from architects, owners, developers, builders and manufacturers. "All it has to do for us is work," is our motto for a reason. We pride ourselves on providing creative solutions to meet structural design and scheduling constraints in the most cost-effective manner.


Firm Name: LaVere Structural Consulting, LLC

FEIN: 27-5113414

Address: Headquarters | 2727 Second Avenue, Suite 129 | Detroit, MI 48201

Contact: Joseph LaVere, PE
o. 313.262.6947
e. jlavere@laverestructural.com

B. Understanding of Project & Tasks



Understanding of Project & Tasks

The Giffels Webster Team will provide drawings and construction documents for this project that includes the replacement of three nature trail pedestrian bridges, half-mile nature trail renovation and realignment that will be ADA compliant at Stony Creek Metro Park. The drawings will include restoration activities along the path for trail removal, prairie plantings, and tree plantings. Throughout the course of the project, our team will consult with HCMA Staff for the development and design of the construction specifications and drawings. The plan for accomplishing this project is outlined the Management Plan, Work Plan, and Schedule section.

Giffels Webster has extensive knowledge and experience designing pathways and trails that meet ADA and UA requirements as shown in the accompanying project sheets from past projects with similar design and scope.

Harding & Martin Parks Improvements

Ferndale, Michigan



Giffels Webster was contracted for the design and construction of 4,500 lft of an 8-foot wide non-motorized pathway at two separate parks within the City of Ferndale. The paths total almost one mile and meander through the parks, connecting to access points along public rightsof- way. Included in the project was the design of two tot play structures which were ramped structures and meet ADA compliance for Universal design. Decorative concrete components were designed and constructed for sitting areas and Zen gardens. The project was funded using Michigan Department of Natural Resources Trust Fund Grants.

Owner
City of Ferndale

Services Provided
Civil Engineering


Cost
\$445,000

Completed
2009

Contact
LaReina Wheeler
Parks and Recreation Director
248.544.6767

Huron Valley Trail Enhancements

Oakland County, Michigan



The Western Oakland County Trailway Management Council, which is comprised of Huron-Clinton Metropolitan Authority (HCMA) and the communities of Milford Township, Lyon Township, and the City of South Lyon, retained Giffels Webster to prepare the final design and construction documents for the Huron Valley Trail enhancements. The Huron Valley Trail extends through Lyon and Milford Townships in southwest Oakland County.

Giffels Webster prepared the drawings and construction documents for the project that included the replacement of 3,000 feet of an existing 5-foot-wide trail segment in the Lyon Township community park to a 10-foot-wide path that meets the same standards as the rest of the Huron Valley Trail. The drawings also included enhancements to 19 intersections along the trail. These enhancements included gates and bollards, trail widening and narrowing, landscaping, signs and striping, and paving across gravel roads. Our drawings also provided a landscape plan for screening along the east side of Bramley Subdivision and south of I-96, between Milford Road and the former GTW railroad.

The result was an improved pathway that is safe, functional, and meets all of the AAHTO standards.

Owner
Western Oakland County
Trailway Management Council

Services Provided
Civil Engineering
Surveying

Cost
\$445,000

Completed
2009

Contact
Patricia Carcone
248.437.2240
pcarcone@lyontwp.org

Macomb Township Sidewalk Infill Phase I

Macomb Township, Michigan



This project included the design, bidding, and construction of approximately 6,500 linear feet of 8-foot-wide sidewalk, drive approaches, and ADA ramps along 21 Mile Road and Heydenreich Road in Macomb Township. Giffels Webster provided additional services that included surveying, construction layout, inspection, permitting, and contract administration for the project. Giffels Webster assisted the township in the negotiation of easements with property owners and designing for their special conditions. In the design and construction phase, Giffels Webster worked with property owners to keep them notified of ongoing work and fulfilling their needs. ADA ramps were installed throughout the project at all roadway crossings. The sidewalk was constructed within the limits of existing developments with drainage improvements where required. The existing roadway and properties had significant drainage problems that required extensive engineering without the ability to regrade properties outside of the right-of-way. The 10-year infill project was planned throughout the township to connect existing sidewalks to allow pedestrian traffic along major thoroughfares. The entire project was phased based on need (proximity to schools, parks, and other major pedestrian traveled locations) and budget. These sidewalks encourage safe pedestrian connectivity throughout the township.

Owner
Macomb Township

Services Provided
Civil Engineering

Cost
\$704,500

Completed
2017

ADA Transition Plan

Novi, Michigan



Giffels Webster provided a turnkey transition plan to the City of Novi allowing them to comply with Title II of the ADA and make their public pathway facilities more accessible for all its residents and visitors.

The first phase of the project involved a “self-evaluation” of existing obstacles, as required by 28 CFR 35. For the purposes of this plan, the self-evaluation included field review of city-owned pathways and intersections to determine the current extent of compliance. Once identified, the corresponding scope of work required to bring these facilities into compliance was determined.

The evaluation of intersections was more detailed, as numerous characteristics were reviewed. Sidewalk ramps and landings had to conform to geometric constraints (including size and slope), while also correctly incorporating detectable warning measures and eliminating obstacles from the path.

Giffels Webster prepared a detailed written plan that was adopted by Novi’s City Council. Further, Giffels Webster utilized GIS and tailored themes to work seamlessly with the city’s existing system, providing staff with a powerful and easy to use tool to identify, track, and upgrade non-compliant facilities.

Owner

City of Novi

Services Provided

Civil Engineering
Planning

Completed

2011

Contact

Ben Croy, PE
248.347.0454

Red Oaks County Park Improvements

Madison Heights, Michigan



Giffels Webster was retained by the Oakland County Parks and Recreation Department to design construction documents and specifications for the nearly ½ mile non-motorized path through the Red Oaks Waterpark and Dog park with connections to 13 Mile Road and Dequindre. The project included funding from the MDNR.

The project was multi-faceted with the design and construction of the non-motorized path adjacent to the existing parking lot and along the edge of the dog park. Along sections of the trail, the existing grade required the pathway to be supported by the design of concrete block retaining walls with decorative safety fencing. For security purposes, the trail was enclosed by a 6' high galvanized fence between the trail and the water park.

Other aspects of the project included the expansion of an existing parking lot to increase parking spaces, design of entrance access gates, storm sewer relocations, and preparation of as-builts including existing boundary and easements throughout the site. Giffels Websters survey department provide sketches and easement descriptions for the path through the water park.

Owner

Oakland County Parks and Recreation Commission

Services Provided

Civil Engineering
Contract Administration
Construction Layout
Surveying

Cost

\$500,000

Completed

2017

Contact

Michael J. Donnellon
Chief of Parks Facilities,
Maintenance, and
Development
248.858.4623

C. Management Summary, Work Plan & Schedule



Management Summary, Work Plan & Schedule

As a Team, we carefully reviewed and discussed an approach we feel meets the goals of the RFP. However, this is not to imply this is the only way we can apply our ideas to meet your project goals. Further communication during the infancy of the project will define an approach that completes the project on mutual terms. The Reflection Nature Trail Improvements project requires collective input from landscape architects, environmental specialists, surveyors, geotechnical specialists, civil engineers, planners, and local agency guidelines.

Project Tasks for Reflection Nature Trail Improvements

Task 1

Site Investigation, Schematic Design, Records Research

Taking into consideration the Land and Water Conservation Fund Grant timeline, it is anticipated this project will begin immediately upon contract execution. A project kick-off meeting with the Huron-Clinton Metro Authority (HCMA) staff will initiate valuable project engagement and set the stage for a successful project outcome. Prior to the kick-off meeting, the Giffels Webster Team will acquire and review a series of relevant documents including (but not limited to) record drawings, potential utility conflicts, reports, and maps. This will provide the Giffels Webster Team with a comprehensive understanding of the site history to evaluate future goals. In addition, a field investigation will be completed to identify the need for any additional permits and provide cues to the design and character of the trail.

i. Geotechnical Investigation

- a. Geotechnical investigation will be conducted by G2 Consulting via ATV with soil borings along the trail, bridge and overlook locations, and within the vicinity of the parking lot. Additional borings may be made in critical areas as warranted as the design evolves.

ii. Design Survey

- a. The Giffels Webster Survey Crew is familiar with the trail route. For the 0.5-mile route, the survey team will develop full planimetric mapping including determination of all rights of way, property lines and easements impacting the route. Furthermore, topographic and utility mapping will be done along an approximately 0.5-mile route. To augment the existing 0.5 mile of planimetric mapping, the survey team will visit the site to collect elevation data along the project area along the pathway in key locations. Following this procedure, one-foot contours will be generated at the key locations. In addition to the elevation data, all utilities will be researched, field located (including invert elevations), and plotted for the key areas.

iii. Wetland Delineation and Species Assessment.

ASTI Environmental will be performing the following:

- a. Wetland Delineation, to demarcate the wetland limits in order to secure permits from EGLE for the projects.
- b. Conduct a threatened and Endangered Species Assessment for the route with respect to the Tier 1 Zone for Eastern Massasauga Rattlesnake (EMR). Identify which trees are proposed to be removed to avoid the potential presence of state and federally listed species on the site, specifically the Indiana Bat.
- c. Follow USFWS Group 2 Mussel Protocol as this project area is designated as a stream Group 2 and known to support populations of rare mussel species.

Task 2

Design Development and Construction Documents

The team will develop 50% | 90% | 100% submittal packages for review by the HCMA. These documents will also be the tool of communication with the State agencies for permitting.

i. 50% Design Completion

- a. The conceptual plans for this project will be created within a multi-disciplinary team environment under one roof. The path and design features will be based on record plans, survey, wetland delineation, and soil reports. These efforts will be guided by respective experts in the fields of non-motorized planning and design following American Association of State Highway and Transportation Officials (AASHTO) Guide for the Development of Bicycle Facilities standards and ADA compliance. The structural design and plans will be created by our structural design consultant, LaVere Structural Consulting and will be included as part of this plan set. We will coordinate with an architect regarding the push-button doors and work with HCMA as necessary. ASTI, G2, LaVere, and our architect can be available for meetings as necessary to discuss their respective portions of the project as necessary.
- b. The topographic survey of the site will be undertaken to facilitate development of a base map for the plans. The plan view will be illustrated in a manner that adheres to local rules and standards, and provides all support drawings which may include sketches, sections, elevations, details, and renderings. The Conceptual Trail Plan will illustrate the following:
 01. Realignment of asphalt pathways from the Nature Center to the Reflection Pond to meet accessibility guidelines.
 02. Adjusting alignments of aggregate pathways to achieve universal accessibility (UA) throughout the Reflection Trail.
 03. New boardwalk locations.
 04. LaVere Structural Consulting will provide the design for 3 prefabricated bridges to replace the existing pedestrian bridges (1 of which to have a platform for pond-dipping Nature Center program and 1 designed for maintenance equipment access crossing the creek.
 05. Removal and replacement of existing overlook.
 06. Replacement of asphalt walkway with an ADA compliant walkway from the parking lot.
 07. Asphalt paving and restriping in the parking lot.
 08. Restoration activities including trail removal, prairie plantings, and tree plantings.
 09. Our architect sub-consultant will provide HCMA with options for push button openers. Conceptual planning will be directed by a LEED certified Landscape Architect. Development of conceptual alternatives with associated cost estimates for the Owner's approval as needed.

- c. Development of preliminary cost estimates which include preliminary bid items and quantities based on Michigan Department of Transportation (MDOT) standard specifications for Construction as applicable. It is our professional opinion that the proposed construction budget of \$1,100,000 is not enough to complete the requests of this RFP. The costs alone for the design and construction of the bridges encompasses the majority of the budget. Therefore we humbly request HCMA reevaluate the RFP for a reduced scope of work.
 - d. Developing timeline for conceptual design, design, permitting, and construction phases.
- ii. 90% Design Completion**
- a. Prepare more detailed design development level documents.
 - b. Coordination of designs within the design team.
 - c. Concurrent to the project meetings with HCMA staff, plans will be prepared for review and approval by EGLE and Macomb County Public Works Office (Soil Erosion).
 - d. Our architect sub-consultant will provide push button openers information for HCMA to select and approve.
- iii. 100% Design Completion**
- a. Following approval of the plans by HCMA, the Giffels Webster Team will prepare signed and sealed construction plans and specifications in a form suitable for use in bidding and constructing the project.
 - b. The final construction documents include the following:
 - 01. Final drawings in accordance with the Land and Water Conservation fund grant.
 - 02. Complete technical specifications (to applicable HCMA, ADA, AASHTO, MDOT, building, health, and safety codes and standards).
 - 03. Detailed opinion of probable construction costs (estimate using 2023 construction figures)
 - 04. Preliminary construction schedule (to be inserted in the project manual); and
 - 05. Final permits, secured with any mitigation and/or other requirements incorporated into the contract documents.
- iv. In-Person Meetings (Consultant)**
- During this task, important decisions are made for the project with feedback from HCMA staff on details of the trail character and aesthetics, such as, overall trail materials, and design. Specific landscape elements begin to be identified, such as appropriate species for native plant restoration. Along with rain barrels, and LED bulb replacement for the Nature Center Building.
- v. Permit Preparation and Applications**
- The Giffels Webster Team will prepare and submit all necessary permits as final design documents are completed including an EGLE joint permit, wetland, and floodplain permits, and Macomb County Public Works Office Soil Erosion permit. This task also includes obtaining necessary clearance from the Michigan Department of Natural Resources (MDNR) and U.S. Fish and Wildlife Service (USFWS) for threatened and endangered species.

Task 3

Bidding Assistance (Allowance)

The Giffels Webster Team will provide a range of support services to HCMA during the Bidding Letting Phase for this project. This will keep the construction document interpretation streamlined throughout the bidding process. We will provide HCMA with all of the necessary support needed to produce, post and administer the bidding process. This will include responding to RFI's, preparing and issuing addenda (which will incorporate questions and provide clarifications), attend meetings, and maintain logs as needed.

Task 4

Construction Administration – Consultant (Allowance)

- i. **Construction Administration**
 - a. We understand that HCMA will generally manage the construction phase of the project, provide ongoing construction inspection, and resident engineering and contract administration. The Giffels Webster Team will review construction submittals, maintain submittal logs, and issue bulletins as needed. We will provide construction oversight as requested and listed under General Project/Design Considerations. We will verify operation and startup and confirm adherence to contract and design specifications.

- ii. **In-Person Meetings Allowance (Consultant)**
 - a. The Giffels Webster Team will be available to meet on site during construction up to four (4) meetings as listed in the RFP. We will be available for additional meetings as requested at our standard hourly rates.

Project Schedule

Authorization	Week 0 – June 8, 2023
Pre-Design Meeting	Week 1 – June 15, 2023
Survey and Record Review	Week 1 – June 15, 2023
Wetland Delineation	Week 1 – June 15, 2023
Survey, Wetland Assessment, and Soil Report	Week 3 – June 29, 2023
Schematic/Conceptual Design; Submit to Owner	Week 3 – June 29, 2023
Owner Approval Schematic/Concept Design	Week 5 – July 13, 2023
50% Design Complete; Submit to Owner	Week 6 – July 20, 2023
Owner 50% Review Comments to Professional	Week 7 – July 27, 2023
Permit Submittal	Week 7 – July 27, 2023
90% Design Complete; Submit to Owner	Week 7 – July 27, 2023
Owner 90% Review Comments to Professional	Week 8 – August 3, 2023
Drawings and Technical Specifications to Owner	Week 9 – August 10, 2023
Final Permits	TBD
Bidding	Spring 2024
Construction	Spring 2024
Project Complete	Fall 2024

D. Personnel

Personnel

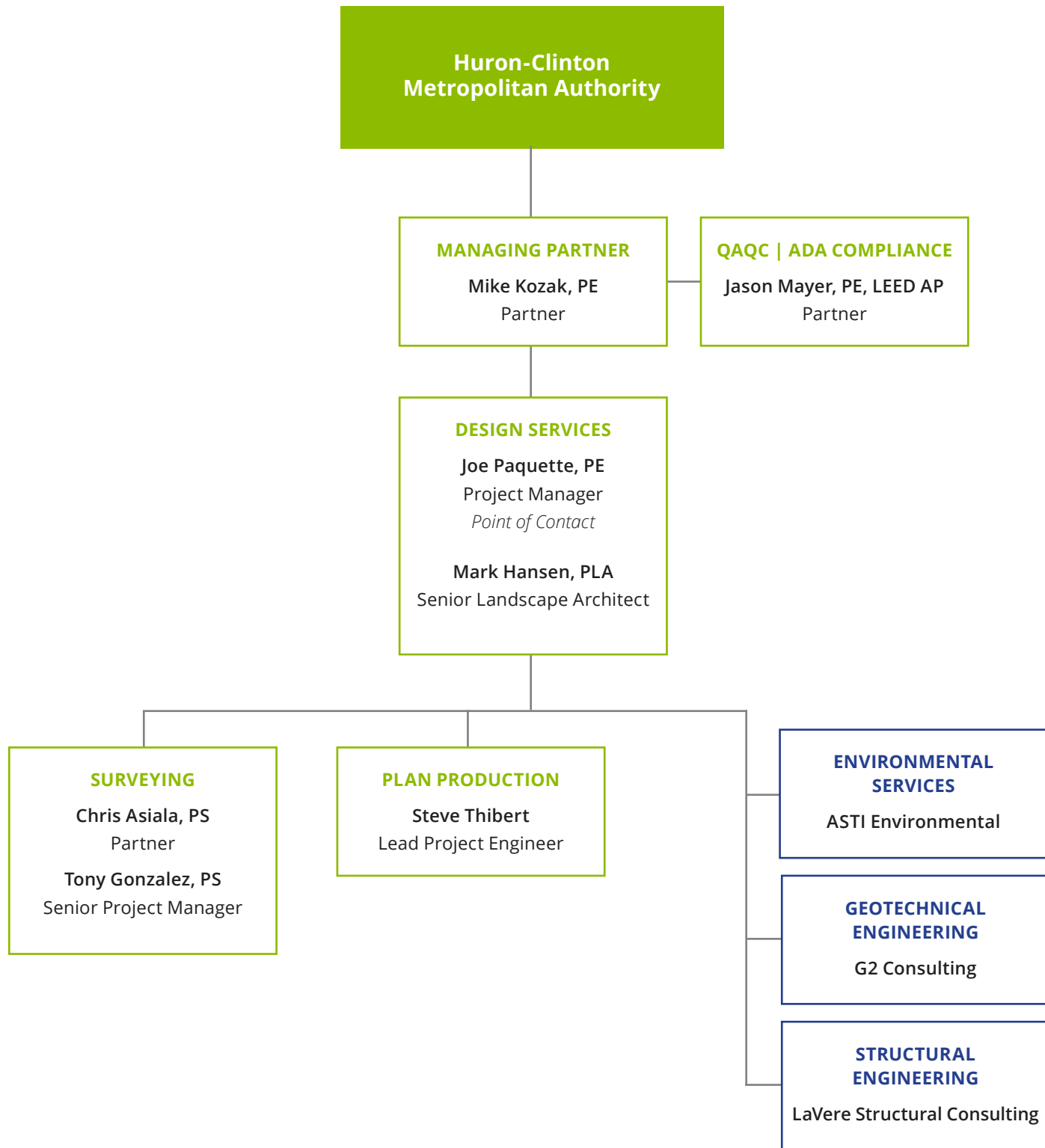
Our engineering expertise is supplemented by a well-established project support structure that is organized so that all projects are ultimately supervised by a Partner of the firm and managed to ensure that the client's needs are fulfilled, budgets are met, schedules are achieved and technical details properly reviewed.

Over the many years that we have been in business, our goal has always been to provide quality services at a reasonable fee for our clients. Our integrity and competence are exemplified by our high rate of repeat business (specifically our long-term retention of municipal engineering clients), low staff turnover, and the frequency that our expertise is requested to resolve differences between contractors and owners.

In general, the project team will consist of Giffels Webster staff, responsible for design and engineering tasks called for in the RFP as well as geotechnical, environmental, and structural support provided by G2 Consulting Group, ASTI Environmental, and LaVere Structural Consulting, respectively. The sub-consultant firms will be utilized in the early stages of the project, with G2 providing soil borings for use in trail section, LaVere Structural Consulting for boardwalk design, and ASTI Environmental determining limits of wetlands in and around the proposed project location and providing permitting support for EGLE. We will consult with an architect regarding the push button door openers at the Nature Center Building.

This project would be managed by Giffels Webster's Washington Township office. Joe Paquette, PE, Senior Project Manager, would act as the project leader. Mr. Paquette would be responsible for overall supervision of all Giffels Webster staff and management of sub-consultants to produce all required deliverables. Joe will be supported by Mike Kozak as managing partner and Jason Mayer, partner assigned to oversee Quality Assurance and Quality Control. Joe Paquette, PE, will be the senior project engineer/manager with production support from Steve Thibert, Lead Project Engineer and Mark Hansen, PLA, Senior Landscape Architect, for all related landscape architecture design. Critical survey information will be led by Chris Asiala, PS, Partner, and Tony Gonzalez, PS, Senior Project Manager, overseeing our efficient on-site survey crew. Our professional team for the project is summarized in the attached organizational chart for your reference.

Organizational Chart



KEY

 Giffels Webster Project Team

 Sub-Consultants

Resumes for the project team located on the following pages.

186/219



Michael Kozak, PE

Partner



Mike Kozak has over 22 years of civil engineering experience. He is a Partner at Giffels Webster primarily focused on the rehabilitation and expansion of infrastructure systems such as water supply, wastewater, stormwater, roadways and non-motorized facilities for a variety of public and private clients. His knowledge of both the constraints of private developments and stringent requirements of municipal standards provides a unique perspective for both types of clientele. Mike has provided municipal engineering and plan review services to a variety of inner-ring and growing municipalities, as well as design services for an array of projects range from large-scale sewer and water main extensions to new multi-family condominiums to big box retail sites to senior living facilities. He has extensive experience with projects involving wetland and floodplain impacts, including temporary and long-term flood mitigation and has obtained joint USACE/EGLE permits for both.

YEARS OF EXPERIENCE

22

EDUCATION

Civil Engineering
Lawrence Technological
University

SPECIAL EXPERTISE

Municipal Infrastructure
Design and Administration
Infrastructure Rehabilitation
Residential Developments
Urban Redevelopment

Public Works

Charter Township of Washington

Washington Twp. Wastewater Treatment Plant
1.5MG Water Storage Facility
WWTP Phase 1, 2A, 2B Trunk Line Sewers
West Side Water Main Extensions
30 Mile Light Industrial Infrastructure
30 Mile Paving Projects (Phases 1 and 2) 26 Mile Road
Pump Station Replacement
Autumn Creek Pump Station Rehabilitation
Hayes Road Sewer Lining
Phase 1 Sewer and Manhole Rehabilitation Road/
Pathway Inventory and Master Plan
Water Reliability Study and Master Plan
Land Development Ordinance Rewrite
Site and Engineering Design Plan Reviews

Charter Township of Clinton

ACO/SRF Project Plan
Sanitary District Improvements for ACO/SSO S2 Grant -
\$350,000 Award
Ingleside Farms Water Main Replacement Maplewood
Sub Water Main Replacement Site and Engineering
Design Plan Reviews

City of Inkster

SAW Grant - \$2M Award
2023 Phase 3 Sewer Rehabilitation
2002-2004 Road Repair Program: Design &
Construction Administration
Inkster Greenway – Phases 1 and 2
Site and Engineering Design Plan Reviews Annapolis
Pointe – Design and Construction

City of Detroit

Lower East Side (LES) Flood Mitigation Study
LES Flood Measures City Owned Parcels
150 Michigan Parking Structure (DDA) RiverEast
Infrastructure Design

City of Ecorse

Pepper Park Splash Pad
MDOT TED-F Road Resurfacing
Sidewalk Replacement Program
SEMCOG Stormwater Infrastructure Grant

Various Municipalities

South Lake Drive Reconstruction, Novi Downriver
Linked Greenways, Gibraltar Sidewalk Gap Infill Phase 1,
Macomb Twp.

Urban Redevelopment

North Oakland YMCA, Auburn Hills
NFL Youth Education Town/Boys and Girls Club, Detroit
Woodbridge Estates, Detroit Cornerstone Estates,
Detroit
Fox Creek Infrastructure, Detroit Book-Cadillac Westin,
Detroit

Retail

IKEA Retail Center, Canton Twp. Premium Self Storage,
St. Clair Shores

Education

Detroit Public Schools/ECC Program

Senior Housing

Presbyterian Village Rivertown, Detroit
Presbyterian Village North, Pontiac Presbyterian
Village Villas, Redford Presbyterian Village
Woodbridge, Detroit Cedarbrook, Bloomfield Hills
American House, Rochester Hills
Volunteers of America Assisted Senior Living,
Various locations



Jason D. Mayer, PE, LEED AP

Partner



Jason Mayer is a Partner at Giffels Webster. He has 20 years of civil engineering experience working on private and municipal projects including design and construction administration of water mains, sanitary sewers, pump stations and stormwater systems. His experience also includes site engineering, dredging and floodplain reviews. He is an expert at performing detailed stormwater modeling and analysis, and with the design of sanitary sewers, water mains and pump stations.

YEARS OF EXPERIENCE

20

EDUCATION

Bachelor of Science
Civil Engineering
University of Detroit

Bachelor of Science
Psychology
Michigan State University

CERTIFICATIONS

LEED AP
CPESC
CFM
CDT
MDEQ Storm Water
Construction Site Operator
Confined Space Entry Trained

LICENSES/REGISTRATION

Professional Engineer
Michigan

SPECIAL EXPERTISE

Municipal Engineering
Sanitary Systems
Water Main Systems
Contract Administration
Hydraulic Modeling
Cost Estimating

Municipal Projects

Consulting Engineering Representative for the Charter Township of Commerce Twp.
Lystek (Lystegro) System, Commerce Twp. WWTP
Lystek System SRF Loan, Commerce Twp.
Lystek System HUD Grant, Commerce Twp.
Howell Township Pump Station, Howell Twp.
Richardson Center Sidewalks, Commerce Twp.
Hickory Glen Park Improvements, Commerce Twp.
Wise Woods Park Parking Lot, Commerce Twp.
Commerce Twp Library Pathways, Commerce Twp.
Livingston County Wastewater SAW Grant, Livingston Regional Sewer System
Sleeth Road Sanitary Sewer Rehabilitation, Commerce Twp.
Dodge Park Phase One Improvements, Commerce Twp.
Grand River Pump Station Replacement, Howell Twp.
Commerce Township Sanitary Sewer SAW Grant, Commerce Twp.
Lyon Township Sanitary Sewer SAW Grant, Lyon Twp.
Livingston Regional Sewer System Capacity Study, Livingston
Commerce Crossing Paving SAD, Commerce Twp.
Newton Road Force Main and Low Pressure Sewer, Commerce Twp.
Welch Road Pump Station Abandonment and Sanitary Extension, Commerce Twp.
Dodge Park 5 Sidewalk and Bridge Replacement, Commerce Twp.
Oakley Park Road Right Turn Lane, Commerce Twp.
Farr Street RCOC Approach, Commerce Twp.
Regional Sanitary Sewer Capacity Study, Livingston
WWTP Sludge Decant System, Commerce Twp.
Welch Road Sanitary Sewer Rehabilitation, Commerce Twp.
8 Mile Water Main, Lyon Twp.
2MG Water Storage Facility, Commerce Twp.
WWTP Heat Recovery System, Commerce Twp.
New Hudson Drain Study, Lyon Twp.
Water Main Reliability Study and Capital Improvement Plan, Commerce Twp.
Water Main Reliability Study and Capital Improvement Plan, Lyon Twp.
Southwest Sanitary Sewer Phases I - IV, Lyon Twp.
Woodwind Well House and Water Main, Lyon Twp.
Ladd Road Water Main, Meter Pit and PRV, Commerce Twp.
Benstein Road Water Main PH 1, Commerce Twp.

Peninsula Park Paving SAD, Commerce Twp.
Woodbury Water and Sewer, Commerce Twp.
Dodge Park Restroom, Commerce Twp.
Scarlet's Playground Surfacing, Commerce Twp.
Commerce Towne Center Pump Station Abandonment Storm Water Master Plan, Commerce Twp.
Storm Water Master Plan, Lyon Twp.
Sanitary Sewer Master Plan, Lyon Twp.
Lower Mount Royal West Dredging, Commerce Twp.
Polvadera Bridge Replacement, Commerce Twp.
Floodplain Analysis and Plan Reviews, Lyon Twp.
Northeast Pump Station, Condition Assessment Project Management, Oakland Macomb Interceptor District Five Mile / Sheldon Storm Water Design, Livonia
Commerce 36" Sewer Rehabilitation, Commerce Twp.
Sleeth Road Sewer Rehabilitation, Commerce Twp.
Whitlow Court Paving SAD, Commerce Twp.
Lagoon and Point Sanitary SAD, Commerce Twp.
Dickert Street Water Main SAD, Commerce Twp.
Brighton Streetscape Management, Brighton
Richardson Center Pickle Ball Courts, Commerce Twp.

Commercial | Residential Projects

Lowe's Home Improvement Warehouse, Jonesborough, TN
Lowe's Home Improvement Warehouse, Lenoir, TN
Cocomar Plaza, Coconut Creek, FL
Cornerstone Community Financial Headquarters, Auburn Hills
Havenwyck Hospital, Pontiac Wattles Creek Condominiums, Troy Gardenview Estates, Detroit
Boulder Ridge Drainage Improvements, Rochester
Cloister on the Lakes Drainage Improvements, West Bloomfield
Glen Oaks Golf Course Dredging, Farmington LOMA Preparation, Lyon Twp.
Walnut Creek CC Floodplain Analysis, South Lyon



Joe Paquette, PE

Project Manager



Joe Paquette is a Project Manager at Giffels Webster. Mr. Paquette has over 10 years experience working on public and private projects and has written several comprehensive asset management and operational plans for Washington Township. He has also provided construction inspection and engineering services in the field and in office on behalf of our municipal clients. Joe also has experience

YEARS OF EXPERIENCE

10

EDUCATION

Bachelor of Science
Civil Engineering
Michigan State University

LICENSES | REGISTRATION

Professional Engineer
Michigan

SPECIAL EXPERTISE

Asset Management
Grant Funding
Site Development
Municipal Engineering
Plan Review

CERTIFICATIONS

NASSCO MACP/PACP/LACP
MDEQ Storm Water
Construction Site Operator

Public Works

Stormwater, Asset Management, and Wastewater (SAW)
Grant, Macomb County Wastewater Disposal District
Stormwater, Asset Management, and Wastewater (SAW)
Grant, Macomb Interceptor Drain Drainage District

Washington Township

28 Mile West Water Main Extension
2021 31 Mile Road Water Main Extension
2020 Mound Road Water Main Extension
2019 30 Mile Road Water Main Extension
2018 Mound Road Water Main Extension
Stormwater, Asset Management, and Wastewater (SAW) Grant
Municipal Separate Storm Sewer System (MS4) Permit
Powell Road Water Main
Water Storage Tank Facility
Octagon House Pathway
Plan Reviews

- Plot Plan
- Pool Plans
- As-Built
- Engineering

Clinton Township

3-Year and 10-Year Sanitary Sewer Cleaning and Televising Program

Macomb Township

Plot Plan Grade Certifications

Village of Armada

Sanitary Sewer Cleaning and Televising Program

Bruce Township

Plan Reviews

Residential

Cedarbrook of Northville, Senior Living, Northville Twp.
Cedarbrook of Bloomfield Hills, Senior Living, Bloomfield Hills
Hamilton Crossing, Ypsilanti

Retail/Commercial

Brighton Hampton Inn, Brighton
Canton Marriott Hotels, Canton Twp.
Troy Marriott Hotels, Troy



Mark Hansen, PLA

Landscape Architect



Mark Hansen has 29 years of comprehensive experience in landscape architecture, woodlands, 3D site modeling and planning. He is an expert at planning all types of residential housing including manufacturing and commercial sites, and continues to demonstrate his ability to work with the design team and client to achieve the optimal design. His responsibility on projects has included community image development, sign and logo design, conceptual design, cost analysis, construction drawing and specification, field construction observation, proposal/bid preparation, construction documents and planting designs. He also has experience with municipal, education, medical, industrial and outdoor recreational facilities. Mark has conducted tree surveys as required by local ordinances, which involves identification and tagging of all regulated trees, measuring the diameter and assessing their condition. Mark has currently been reviewing site plans for Commerce Twp, Lyon Twp, Farmington Hills, and Chesterfield Twp. He also conducts multimedia presentations for clients.

YEARS OF EXPERIENCE

29

EDUCATION

Bachelor of Science
Landscape Architect
Michigan State University

LICENSES/REGISTRATION

Professional
Landscape Architect
Michigan

SPECIAL EXPERTISE

3D Conceptual Modeling
Landscape Architecture
Planning
Tree Surveys

Public Works

Charter Township of Commerce, Storm Water Master Plan
St Claire County Justice Complex, St Clair

Residential

Harvest Corners, Oakland Twp
Mission Hill, Green Oak Twp
Blossom Mills, Rochester
Aberdeen Gardens, Sterling Heights
The Oaklands, Oakland Township
The Lakes of Melbourne, Melbourne, Florida
Williamsburg Village, Bay County

Retail

Bagger Dave's Restaurant, Canton Twp./Detroit
Hampton Inn & Suites, Brighton/Auburn Hills/Bloomfield Twp.
/Chesterfield Twp./Shelby Twp./Southgate/Ann Arbor
Holiday Inn Express, Auburn Hills/Dearborn
Fairfield Inn & Suites, Troy/Canton
Golden Triangle Centre, Auburn Hills
The Mall at Partridge Creek, Clinton Township
Chesterfield Towne Centre, Chesterfield Township
Fox Crossing, West Branch Township

Parks

Veteran's Tribute of Oakland Township, Oakland Twp
Thomlinson Arboretum, Clinton Township
Nowicki Park, Rochester Hills
Martin Parkway, Commerce Township
Waterford Oaks, Waterford
Commerce Township WWTP, Commerce Township
Vest Pocket Park, Rochester
Gateway Plan, Rochester
Neff Park Improvements, Grosse Pointe

Federal

Dining Hall, Fort Leonardwood, Missouri
Dining Hall, Fort Leavenworth, Kansas

Transportation

East Nine Mile Road Streetscape, Ferndale
M-102 Concept Framework Plan MDOT
Woodward Avenue Non-Motorized Transportation Master
Plan, Detroit
West Vernor Streetscape, Detroit

Health Care

Blossom Springs, Oakland Twp
Michigan Jewish Institute, West Bloomfield
Havenwyck Hospital, Auburn Hills and Pontiac
Pediatric Specialty Center, Children's Hospital (DMC),
Detroit



Chris Asiala, PS

Partner

CQC Topographic Surveyor and Infrastructure Monitoring Surveyor



YEARS OF EXPERIENCE

21

EDUCATION

Bachelor of Science
Land Surveying
Michigan Tech University

LICENSES/REGISTRATION

Professional Surveyor
Michigan
Ohio

SPECIAL EXPERTISE

Field Surveys using GPS
Remonumentation Surveys
Boundary and Control Surveys
High Definition 3D Scanning
Building deformation monitoring

Chris Asiala has over 21 years of surveying experience, and is the survey manager in charge of High Definition 3D Scanning and of all global positioning system (GPS) applications at Giffels Webster. He is responsible for the GPS control network and photo control using GPS equipment. He has experience in utilizing GPS and traditional instruments for photo control, control networks, boundary and topographic surveys, and GPS data management. He is proficient in GPS network design and application, and use of least square adjustments. Chris is an active participant in the remonumentation efforts in Wayne, Oakland and Macomb Counties, and is a member of the Peer Review Board for the Oakland County and Macomb County Remonumentation Programs and a past member of the Board of Directors for the Michigan Society of Professional Surveyors, Southeast Chapter. He is also responsible for scheduling and supporting the survey crews out in the field.

Public Works

Oakland County Parks and Recreation - Independence Oaks North Manor
Oakland County Parks and Recreation - Toliver Wetland Locations
Oakland County Parks and Recreation - CHMA Lease Area
Wayne County Remonumentation Program: 2001 to 2018
Macomb County Remonumentation Program: 2002 to 2018
Oakland County Remonumentation Program: 2004 to 2018
Grand Reserve: Boundary Survey and Condominium Documents for Residential Development, Grand Blanc Township
Twelve Oaks Mall: Amended plat for expansion, Novi
M-5/Haggerty Connector Freeway for MDOT: Construction staking, Novi
Hannan and Pennsylvania Roads for Wayne County DPS, Huron Township
Mapping GPS Network, Saginaw Bay
Control, Boundary and Photo Control Surveys, Lyon Township
Control, Boundary and Photo Control Surveys, Commerce Township
Topographic and Photo Control Surveys, Northville Hills
CW2 Airline Trailway Acquisition, Commerce Township/Walled Lake

Urban Redevelopment

Hudson Site, Detroit
Little Caesars Arena, Detroit
The District, Detroit
Brush Park: Boundary and topographic Survey for Urban Redevelopment and Rehabilitation, Detroit
Ambassador Bridge: Boundary and Topographic Survey, Detroit
Cobo Hall: Boundary and Topographic Survey, Detroit
MGM Grand: ALTA/ACSM Survey, Detroit
Detroit RiverWalk: Boundary and Topographic Survey for Urban Redevelopment, Detroit
Detroit Events Center, Detroit
Innecircle Greenway, Detroit

Health Care

Detroit Medical Center: ALTA/ACSM Surveys, Detroit
Sinai-Grace Hospital: Boundary and Topographic Survey, Detroit

Education

Detroit Public Schools/Capital Improvement Program: Photo Control and Topographic Surveys, Detroit

Office/Industrial

Oakland Technology Park, Auburn Hills



Anthony Gonzalez, PS

Senior Project Manager

CQC Topographic Surveyor and Infrastructure Monitoring Surveyor

Tony Gonzalez is a senior project manager at Giffels Webster with 18 years of surveying experience as a survey crew chief, senior survey technician, and project manager. His experience with remonumentation efforts includes field reconnaissance, office research, dossier compilation and LCRC preparation. He has experience in utilizing GPS and traditional instruments for photo control, control networks, boundary and topographic surveys, and GPS data management. He is proficient in GPS network design and application, and the use of least-squares adjustments. He is also responsible for overseeing field crews for GPS network implementation, GPS field observations, topographic mapping, and construction layout.

YEARS OF EXPERIENCE

18

EDUCATION

Bachelor of Science
Land Surveying
Michigan Tech University

LICENSES/REGISTRATION

Professional Surveyor
Michigan

SPECIAL EXPERTISE

Field Surveys using GPS
Remonumentation Research
and Reconnaissance
Boundary and Control Surveys
GPS Network Design
and Adjustments

Public Works

Wayne County Remonumentation Program: 2001 to 2018
Macomb County Remonumentation Program: 2002 to 2013
Oakland County Remonumentation Program: 2004 to 2013
Grand Reserve: Boundary survey and condominium documents for residential development, Grand Blanc Township
M-5/Haggerty Connector Freeway for MDOT: Construction staking, Commerce Township
Hannan and Pennsylvania Roads for Wayne County DPS, Huron Township
Control, Boundary and Photo Control Surveys, Lyon Township
Control, Boundary and Photo Control Surveys, Commerce Township
Topographic and Photo Control Surveys, Northville Hills
GIS Water Main Project, Shelby Township
Hamtramck Greenway, Hamtramck
Control Network, Oxford Township
DWSD, Romulus, Auburn Hills, Van Buren Township
Water Main Structure Inventory, Washington Township
Vertical Control Network, Washington Township
Vertical Control Network, Clinton Township

Urban Redevelopment

Brush Park: Boundary and Topographic Survey for Urban Redevelopment and Rehabilitation, Detroit
Ambassador Bridge: Boundary and Topographic Survey, Detroit
Cobo Hall: Boundary and Topographic Survey, Detroit
MGM Grand: ALTA/ACSM survey, Detroit
Detroit RiverWalk: Boundary and Topographic Survey for Urban Redevelopment, Detroit
Gardenvue Estates, Detroit
Police Athletic League (PAL) Athletic Field, Detroit
Little Caesar's Arena, Topographic/Boundary Survey, Construction Monitoring, Detroit

Health Care

Detroit Medical Center: ALTA/ACSM Surveys, Detroit
Sinai-Grace Hospital: Boundary and Topographic Survey, Building Layout, and Wall Monitoring, Detroit

Education

Detroit Public Schools/Capital Improvement Program:
Photo control and topographic surveys, Detroit
Finney High School: Construction layout, Detroit

Office/Industrial

Oakland Technology Park, Auburn Hills
Ford Heritage Rouge Complex, Detroit
US Steel, River Rouge/Ecorse

Retail

The Mall at Partridge Creek, Clinton Township
Twelve Oaks Mall: Amended Plat for Expansion, Novi

Residential

Silvercreek, Oakland Township
Heron Springs, Lake Orion
English Estates, Sterling Heights
Sterling Landing, Sterling Heights



Steve Thibert

Lead Project Engineer



Steve Thibert has worked at Giffels Webster for 32 years, with experience in site engineering design, site planning, municipal infrastructure design, and construction administrative. Residential development and commercial developments are his expertise. He has significant experience in grading, utility design, storm water quality and detention, value engineering and permit coordination.

YEARS OF EXPERIENCE

32

EDUCATION

Bachelor of Arts
University of Michigan

SPECIAL EXPERTISE

Municipal Water Main,
Sanitary Sewer and
Paving Projects
Residential Developments
Commercial Developments

Public Works

Sanitary Relief Sewer Project's, Clinton Twp.
Water Main Replacement Project's, Clinton Twp.
Road Paving Project, Village of Armada
MDOT Road Paving Project, Village of Leonard
MDOT Shared use Path Paving Project, City of Inkster
Sanitary Sewer Projects, Commerce Twp.
Paving Projects, Commerce Twp.
Sanitary Sewer Projects, Lyon Twp.
Paving Projects, Lyon Twp.

Residential

Northbrooke South, Ann Arbor Twp.
StoneWater, Northville Twp.
Steeple Chase, Northville Twp.
Silver Creek, Oakland Twp.
Country Creek, Oakland Twp.
Cumberland Woods, Rochester Hills
Westwood Hills, Springfield Twp.

Retail

Lowe's stores, Lenoir City, TN
Great Lakes Crossing Mall, Auburn Hills

Urban Redevelopment

Emerald Springs, Detroit
Cornerstone Estates, Detroit

Senior Housing

Cedar Brook of Bloomfield, Bloomfield Twp.



DIANNE C. MARTIN
Director of Resource Assessment and Management
Corporate Vice President

PROFILE

Certifications

Professional Wetland Scientist #1313, Society of Wetland Scientists, 2001
Michigan DEQ Wastewater Treatment Operator for Classification C-2f, Constructed Wetlands
Michigan Department of Natural Resources Endangered Species Permit #TE060
HAZWOPER Certification and 8 Hour Refresher
United States Army Corp of Engineers Wetland Delineation Training

Education

Eastern Michigan University, M.S., 1996, Aquatic Ecosystem Biology
Western Michigan University, B.S., 1993, Biology and Environmental Studies

Experience History

Director, ASTI ENVIRONMENTAL
Ecologist, ASTI ENVIRONMENTAL
Field Supervisor, Missouri Department of Conservation
Teaching Assistant, Eastern Michigan University

Professional Memberships

Society of Wetland Scientists
Michigan Wetlands Association

Professional Background

Ms. Martin has significant experience in ecological assessment, with an emphasis on aquatic ecosystems. Her work includes wetland delineation, wetland mitigation design, wetland restoration, habitat management plans, endangered species surveys, natural features inventories, and environmental assessments and impact statements, as part of the NEPA compliance process.

Years' Experience:

25—ASTI ENVIRONMENTAL
3—other firms, government

WETLAND MANAGEMENT

Wetland Inventories

Oversaw ASTI staff in conducting wetland inventories for the City of East Lansing and for the Charter Township of Clinton, using GIS and field assessment.

City/Township Wetland/Environmental Consultant

Acts as environmental consultant for the City of Orchard Lake Village (Oakland County), Oakland Township (Oakland County), City of East Lansing (Ingham and Clinton Counties), and Putnam Township (Livingston County). Verifies delineations, reviews site plans, permits and mitigation plans, and resolves violations. Has also provided expert testimony and contested case support.

Wetland Delineations

Performed wetland delineations on sites from 1 acre to over 900 acres in size throughout the Midwest, including linear projects for MDOT and various trail way organizations.

Wetland Mitigation

Designed mitigation wetlands up to 60 acres in size. Located mitigation sites, oversaw construction, including seeding and planting of vegetation, and developed monitoring criteria.

Wetland Permits, State and Federal

Wrote wetland permit applications for commercial and residential sites in the Midwest. Obtained a wetland permit for 30 acres of wetland fill for a landfill expansion project in southern Michigan.

ENVIRONMENTAL ASSESSMENTS

Ecological Assessment & Inventory, Baraga County Airport Expansion, 285 acres

Inventoried plant communities, delineated and assessed streams and wetlands, and conducted threatened and endangered species assessment on a 285-acre parcel in Michigan's Upper Peninsula. This ecological assessment information was compiled into an Environmental Assessment for MDOT.

Ecological Assessment & Inventory, Sanilac County, Marlette Municipal Airport Expansion, 200 acres

Inventoried plant communities, delineated and assessed streams and wetlands, and conducted threatened and endangered species assessment on a 200-acre parcel near Marlette, MI. This information was compiled into an Environmental Assessment for MDOT.

THREATENED AND ENDANGERED SPECIES

Survey, Belle River at Weber Road, Macomb County

Surveyed project area for all state and federally protected freshwater mussels.

Survey, Huron-Clinton Metropolitan Authority, Hudson Mills Bike Path

Surveyed project area for all known threatened, endangered and special concern species.

Indiana Bat Habitat Surveys, Various Townships, Various Counties

Surveyed project areas for the state and federally protected Indiana bat habitat.

HABITAT RESTORATION / MANAGEMENT

Great Lakes Restoration Initiative: 500 Acre Coastal Wetland Restoration at Lake St. Clair Metropark

Acted as project manager for the restoration of 500 acres of Great Lakes marsh at Lake St. Clair Metropark in Harrison Township, MI. This \$1.5 million dollar project includes design, construction, and monitoring components (in progress). Wrote a successful grant application to obtain additional GLRI funding for additional work to continue restoration efforts at the Park.

Habitat Management Planning, Rouge Green Corridor, Oakland County, Michigan

Acted as project manager for the habitat inventorying and management planning for riparian lands within the RGC communities of Southfield, Birmingham and Beverly Hills.

Monguagon Drain Day-Lighting and Treatment Wetland Design, Wayne County Parks and Recreation, Trenton, Michigan

Evaluated the ecological restoration potential of the former Chrysler facility, which serves as the Gateway to the Detroit River International Wildlife Refuge. Developed plans for "daylighting" the Monguagon Drain, restoring emergent wetland, and constructing wetland for stormwater treatment.

NATURAL FEATURES INVENTORIES

Botanical Inventory, Detroit River International Wildlife Refuge, Humbug Marsh Unit, Wayne County, Michigan

Conducted a comprehensive botanical inventory on the 410-acre site and evaluated the ecological integrity of each habitat type. Provided management recommendations to the USFWS and assisted with site master planning.



KYLE A. HOTTINGER
Wetland Ecologist

PROFILE

Certifications/Training

Professional Wetland Scientist #2927

40HR-HAZWOPER Certification, June 2004 (current)

Wetland Plant Identification Certification, Wetland Training Institute, August 2005

MDEQ Storm Water Management Operator – Construction Site, September 2005 (current)

Planning for Constructed Wetlands, Wetland Training Institute, September 2007

Planning Hydrology, Vegetation, and Soils for Constructed Wetlands, Wetland Training Institute, October 2010

EPA Watershed Management Training Certificate, March 2011

Advanced Principles of Wetland Hydrology, Wetland training Institute, June 2011

Hydric Soils, Michigan Wetlands Association, October 2013

Wetland Mitigation and Monitoring, Michigan Wetlands Association, September 2014

Certified Commercial Pesticide Applicator February 2015 (current)

Wetland Grasses of Southern Michigan, Michigan Wetlands Association, September 2016

Education

University of Michigan - Flint, B.S., Resource Ecology

Experience History

Wetland Ecologist, ASTI ENVIRONMENTAL

Environmental Scientist, Insight Environmental Services

Land Surveyor/Wetland Consultant, Kraft Engineering

Land Surveyor, Flint Surveying and Engineering

Professional Memberships

Society of Wetland Scientists

Michigan Wetlands Association

Professional Background

Mr. Hottinger has extensive experience in wetland delineation; natural resource permitting; floristic quality assessments; and wetland mitigation design, construction, and monitoring. He is also ASTI's field lead for linear transportation projects, conducting numerous wetland assessments for MDOT and local Road Commissions. He has been conducting wetland delineations and site plan reviews for the City of Rochester Hills, as their wetland consultant, since 2004. Mr. Hottinger also has extensive experience conducting threatened/endangered species surveys for state-listed plants and animals, natural features assessments, and tree surveys.

Years' Experience

19—ASTI ENVIRONMENTAL
5—other firms

WETLAND SERVICES

Wetland Delineations/Wetland, Inland Lakes and Streams Permits/Mitigation Monitoring

Completed over 600 wetland delineations and multiple permit applications for commercial and residential development sites of all sizes throughout Michigan.

Wetland Consultant, City of Rochester Hills

Primary performer of wetland delineations and verifications and site plan reviews. Consultant for various natural resource issues for the City of Rochester Hills based on up-to-date State and City ordinances from 2004 to present.

Wetland Mitigation Design, Huron Township

Obtained wetland permits for commercial development in Canton, MI; evaluated "mitigation pseudo-bank" and designed mitigation wetland in Huron Township. Currently conducting mitigation wetland monitoring required by EGLE including annual FQA assessments.

Bay Region MDOT Wetland Delineations

Completed wetland delineations within the right-of-way of over 80 miles of MDOT roadways in the Bay Area Region for MDOT. All wetlands were located with GPS and reports issued to MDOT.

I-94 Wetland Delineations

Completed wetland delineations within the right-of-way of over 10 miles of MDOT roadways in Jackson County. All wetlands were located with GPS.

US127/US223 Wetland Delineation

Completed wetland delineation within the right-of-way of over 15 miles of US 127/US2233 in Lenawee County for OHM. All wetlands were located with GPS.

Woodland Meadows Landfill

Completed wetland delineation over 200 acres within Woodland Meadows Landfill expansion area for Waste Management utilizing GPS.

Barrett Paving Materials

Completed a wetland delineation utilizing GPS over 600 acres in Washtenaw County to determine minable areas for sand and gravel facility.

Wetland Delineations in Michigan's Upper Peninsula (various counties)

Completed over 20 wetland delineations between 40 and 1,800 acres for private interests in multiple counties of Michigan's Upper Peninsula.

Complex Wetland Delineation and Regulatory Review

Completed a wetland delineation on over 200 acres on a former landfill along Lake Erie. Worked with client and state and federal regulators over multiple years over regulatory status due to historical site conditions.

ECOLOGICAL ASSESSMENTS & INVENTORIES

Ecological Assessments in Michigan's Upper Peninsula
Conducted vegetation and landform assessment inspections (upland and wetland areas) of over 10,000 acres for private interests.

Camp Innisfree

Completed a wetland delineation over former camp in Livingston County covering over 900 acres. Also completed a natural features assessment and mapping, as well as an endangered species survey.

Tree Surveys

Identified and tagged trees on multiple sites throughout Michigan to identify developmental constraints present on site based on local, state, and federal regulations to aid in determining site natural resource value.

Three Rivers Pathway TAP Grant Threatened and Endangered Species Assessment

Completed threatened and endangered species assessment for the 1 mile long Three Rivers Pathway. Wetland Delineation also completed during the assessment.

Clinton Township Shared Use Pathway TAP Grant Threatened and Endangered Species Assessment

Completed threatened and endangered species assessment for the 2-mile-long Clinton Township Shared Use Pathway. Wetland Delineation also completed during the assessment.

South Lyon Township Senior Housing Project Completed

Completed threatened and endangered species assessment for 18-acre land using federal funds through NEPA in Oakland County. Wetland Delineation also completed during the assessment.

Atlas County Park Threatened and Endangered Species Assessment and Natural Features Assessment

Completed a Threatened and Endangered Species Assessment and Natural Features Assessment for a proposed Genesee County Road Commission Wetland Mitigation Preservation Area in a Genesee County park over 150 acres. A Wetland Delineation using GPS was also completed.



RENEE S. MULCRONE
Aquatic Ecologist

PROFILE

Certifications/Permits

Michigan Scientific Collectors Permit for freshwater mussels and fish
Michigan Department of Natural Resources Endangered Species Permit # TE-165
Federal Endangered Species Permit for listed mussels in Michigan
Ohio Division of Wildlife Approved Mussel Surveyor
HAZWOPER 40 Hour Certification and 8 Hour Refresher, updated 2021

Education

University of Michigan, Ph.D., 2004, School of Natural Resources and Environment (SNRE)
University of Michigan, M.S., 1994, SNRE: Resource and Ecology Management
University of Illinois, B.S., 1984, Life Sciences: Ecology, Ethology, and Evolution

Experience History

Aquatic Ecologist, ASTI ENVIRONMENTAL
Adjunct Instructor, Eastern Michigan University
Environmental Scientist, CDM-Smith
Editor, University of Michigan, Museum of Zoology, Animal Diversity Web (animaldiversity.org)
Graduate Student Instructor, University of Michigan
Technical Research Biologist, State of Illinois
Research Technician, Colorado State University

Professional Memberships

Society of Freshwater Scientists
Freshwater Mollusk Conversation Society

Professional Background

Dr. Mulcrone has over 30 years' experience in ecological assessment, with an emphasis on aquatic ecosystems, and in particular freshwater mussels. Her work includes biomonitoring; conducting and writing environmental impact assessments and statements; and life history research on fish, mollusks, and other invertebrates. She has created teaching materials and conducted workshops as well.

Years' Experience:

10—ASTI ENVIRONMENTAL
10—Other Firms
34—Universities

THREATENED AND ENDANGERED SPECIES

Native Freshwater Mussel Surveys and Relocation Projects in Various Cities, Townships, and Counties

Surveyed and relocated freshwater mussels for over 40 projects over 28 years. Work involved wadeable streams as well as overseeing divers in larger rivers.

Native Freshwater Mussel Surveys and Relocation Projects, Michigan Department of Transportation

Surveyed and relocated freshwater mussels in rivers including St. Joseph River, (Berrien), Black River (Sanilac County), Rocky River (St. Joseph County) and Black River (Van Buren County). Work in larger rivers involved oversight of divers.

Native Freshwater Mussel Survey For Support of Upper Peninsula Corrective Action Plan, Marquette Board of Light and Power

Conducted native mussel surveys to evaluate the restoration of mussel populations in the Tourist Park Basin in Marquette. Evaluated fish data to confirm host species were present in the basin. Worked with state agencies to agree upon future recommendations. Corrective Action Plan was required because of a dam failure.

Native Freshwater Mussel Studies and Publications

Focused on the life history and modeling of threatened and endangered freshwater mussels for masters thesis and Ph.D. dissertation.

Illinois Natural History Survey/USA Cerl

Compiled information and wrote life history accounts for threatened and endangered species on U.S. Army Installations east of the Mississippi River.

BIOMONITORING/REMEDATION

Allied Paper/Kalamazoo River Superfund Site

Conducted biomonitoring, groundwater sampling oversight and PCB removal oversight on the Kalamazoo River in southeastern Michigan.

Illinois River Watershed, northeastern Oklahoma and Northwestern Arkansas

Led teams for sampling; identified aquatic macroinvertebrates for litigation in the Illinois River Watershed, northeastern Oklahoma.

Researched and compiled Feasibility Study information for Confined Animal Feeding Operations for litigation in the Illinois River watershed.

Boneyard Creek, Champaign, Illinois

Sampled and identified aquatic macroinvertebrates for bioassessment prior to construction.

State of Illinois Natural History Survey

Sorted and identified aquatic macroinvertebrates for drift ecology study.

Colorado State University

Assisted with field studies on grassland birds in the central plains.

TEACHING AND EDUCATIONAL WORKSHOPS

Freshwater Mussel workshops

Led educational workshops to help biologists from government agencies and non-profit organizations learn to identify 43 species of freshwater mussels in Michigan.

Instructor, Eastern Michigan University, Department of Biology

Wrote and presented lectures for general ecology lab and lecture classes. Led classes at field station for intensive short-term courses. Edited and critiqued papers for writing intensive course.

Graduate Student Instructor, University of Michigan, Department of Biology

Courses taught included Introduction to Biology, Biology and Human Affairs, Aquatic Ecology and Natural History of the Invertebrates.

WRITING AND EDITING

Animal Diversity Web, University of Michigan Museum of Zoology

Wrote and/or edited fish and invertebrate accounts for an online database of animal natural history, distribution, classification, and conservation biology. Edited images to illustrate invertebrate anatomy.

Field Guide to the Freshwater Mussels of Michigan

Created two versions of a field guide for Michigan Department of Natural Resources. Guide was created to help biologists with identification of 43 freshwater mussel species in Michigan. Photographed specimens, wrote text and compiled maps showing distribution in Michigan. Used Adobe Photoshop™ and Indesign™.

PLANNING

Northfield Township, Michigan

Appointed to be planning commissioner by township supervisor. Reviewed development blueprints for ordinance compliance. Reviewed and updated growth management plan. Reviewed and revised development ordinances. planning.



Jason B. Stoops, P.E.

Associate / Project Manager

Jason is G2's Ann Arbor office manager. Over his 22-year career, he has provided geotechnical engineering for many new construction projects in the Greater Detroit / Ann Arbor area including office buildings, distribution centers, retail developments, schools, residential developments and building additions.

EDUCATION

- ▶ Bachelor of Science, Civil and Environmental Engineering – University of Michigan
- ▶ Master of Science, Civil Engineering – University of Michigan

AFFILIATIONS

- ▶ American Society of Civil Engineers (ASCE): Past President SE Branch
- ▶ Geo-Institute Legislative Committee Chair
- ▶ Geoprofessional Business Association (GBA) – Business Practice Committee Chair
- ▶ Urban Land Institute (ULI) of Michigan
- ▶ Engineering Society of Detroit
- ▶ American Council of Engineering Companies Michigan

SPECIALTY

- ▶ Geotechnical Engineering
- ▶ Pavement Engineering
- ▶ Construction Quality Control Observation and Testing

Some of his signature projects include:

Amazon Fulfillment Center, Romulus, MI

Special inspections and materials testing for \$140 million, 850,000 square foot facility.

Dexter Community Schools Bond Program, Dexter, MI

\$71.7 million school improvements, including new elementary school, athletic campus, and building additions.

Oakland University Upper Fields Athletic Complex and Student Housing # 9, Rochester, MI

Arbor Hills Shopping Center, Ann Arbor, MI

Pavement Programs, Various Cities, MI

Pavement investigation, condition evaluations, and design of repair programs for city streets in Commerce Township, Ferndale, Eastpointe, Grosse Pointe, Grosse Pointe Woods, Roseville, Clawson, Saline, Dexter, Ypsilanti, Milan, Romulus, Brighton Twp., Novi, Farmington, and Harper Woods.

ITC Headquarters, Novi, MI

Project Manager overseeing construction observation and testing for a six-story, 188,000 square foot new headquarters.

Apostolic Church, Auburn Hills, MI

Field Engineer QA / QC testing during construction of new facility.

Waterford Mott High School, Waterford, MI

Field Engineer QA / QC testing during construction of new additions.



Tyler Hesse, E.I.T.

Senior Staff Engineer / Geotechnical Design Engineer

EDUCATION

- ▶ Bachelor of Science, Civil Engineering – Michigan State University
- ▶ Master of Science, Civil Engineering – Lawrence Technological University

REGISTRATIONS & CERTIFICATIONS

- ▶ Engineer In Training – State of Michigan
- ▶ MCA / ACI Concrete Field Testing Technician – Grade I Certification
- ▶ Radiological Training for Nuclear Density Gauge Operation and Transportation
- ▶ Radiological Training for Nuclear Density Gauge Operation and Transportation
- ▶ MDOT / FSU Density Technology Certification

Tyler has more than seven years of professional engineering experience in construction materials testing, geotechnical engineering and design, and pavement engineering. Projects include concrete and bituminous roadways, bridges, commercial and residential developments, hospitals, schools, temporary and long-term earth retention structures, segmental retaining walls, slope stability, geotechnical instrumentation monitoring, solar farms, and deep foundation systems.

Tyler’s inspection experiences include: sampling and evaluation of concrete plastic state; compressive strength evaluation of concrete specimens; bearing capacity evaluation; reinforcing steel; density of bituminous materials; earthwork operations including site preparation and fill placement; laboratory and field evaluation of soil density; structural masonry evaluation; structural steel evaluation; fireproofing; field and laboratory soil classification; laboratory soil testing; pile load testing; thermal and electrical resistivity; segmental and temporary retaining wall design; slope stability design; anchor design; deep foundation design; dewatering design vibrating wire piezometer, inclinometer, telltale, ground monitoring point, and vibration monitoring geotechnical instrumentation installation and monitoring.

Tyler’s project experience includes:

Collegiate Residence, Ann Arbor, MI

Construction of a 6-story apartment complex, which included extensive structural steel inspection, foundation inspection, post-tension cable evaluation, and dewatering procedures.

Post Cereal Helical Pile Design, Battle Creek, MI

Load and Resistance Factor Design (LRFD) of a helical deep foundation system for an elevated walkway.

St. Clair Community College Helical Pile Design, St. Clair Shores, MI

Allowable Strength Design (ASD) of a helical pile deep foundation system.

Projects experience continued on the next page.



Tyler Hesse, E.I.T.

Senior Staff Engineer / Geotechnical Design Engineer

Experience continued...

MDOT 1806-031, I-94 Jackson, Jackson, MI

Design of various cofferdams and earth retaining walls, as well as extensive tension and compression pile load testing.

Belle River Slope Stability, China Township, MI

Slope stability evaluation, recommendations for slope reconfiguration, as well as segmental retaining wall design.

Detroit Revere Dock, Detroit, MI

Geotechnical instrumentation installation and monitoring, slope stability evaluation, and deep foundation design.

Hudson Site Development, Detroit, MI

Utilized a shaft inspection device to inspect drilled shafts for a caisson deep foundation system.

South County Water Main, Monroe, MI

Utility design for several miles for force main, including directional drilling operation recommendations.

Tri-State I and II Solar, Bainbridge, GA

Design of a solar farm over several hundred acres of land. This involved lateral and compressive pile load testing, as well as electrical and thermal resistivity field testing.

Great Lakes Water Authority Underground Storage Tanks, Michigan

Installation of vibrating wire piezometer geotechnical instrumentation and monitoring.

Joseph M. LaVere, P.E.

Objective: To provide creative structural engineering solutions to unique and challenging construction and development projects, both for new and existing structures.

LaVere Structural Consulting, LLC (LSC), 2011 to Present – Principal

Duties include project management, structural engineering and analysis, document and deliverable production, and business development.



- Hercules Concrete Batch Plant Design, Ypsilanti, MI – Ongoing.
- Veterans' Administration Detroit Domiciliary, Detroit, MI – Building addition and extensive renovation for change of occupancy and use.
- Old Village School Historic Renovation, Northville, MI – Structural design of extensive historic renovation to existing masonry building, including design of new floor levels, elevators, and removal of columns/revised framing supports.
- Dearborn High School Classroom and Cafeteria Addition, Dearborn, MI – Structural design of 4-classroom and cafeteria additions to high school.
- Thurston High School Cafeteria Addition, Redford, MI – Structural design of cafeteria addition to existing high school facility.
- Fiat Chrysler Automotive/Metalsa Manufacturing Sequencing Building, Sterling Heights, MI – Structural design of a new 160,000 square foot precast concrete industrial building with interior freight rail spur.
- Featherstone Spec Building, Opdyke and Featherstone Roads, Auburn Hills, MI – Structural design of new 110,000 square foot precast concrete building, designed for potential 20-ton overhead bridge cranes and up to 30,000 square feet of additional second floor area.
- Ryan Court Spec Building and Tenant Insert, Wixom, MI – Structural design of new 110,000 square foot precast concrete building, designed for potential 20-ton overhead bridge cranes, additional 18,000 square feet of second-floor area, and interior slabs-on-grade for industrial load.
- Jackson Community College Student Center Renovation, Jackson, MI – Structural design of miscellaneous framing and lintels, and the support of a feature element jet airplane on display in the renovated area.
- Palladium Building Renovation, Birmingham, MI – Structural design of extensive structural renovations, including a new 30,000 square foot floor level, re-design of the steel lateral system, design of a new residential floor on the existing roof, new elevators/stairs framing, and a vehicular ramp to the basement for parking.

E. References

References



Please feel free to call any of our references listed below. They all can attest to Giffels Webster's commitment to our service principles of delivering an engineering work product that is of the highest quality and delivered on time and within budget, designing and managing a project that fulfills the client's intent, and optimizing the construction and operational costs and requirements to minimize the impact on the client. We believe in communicating with our clients and representing only their best interest to ensure a successful project and earning the trust of our clients that provides the long-term relationships we enjoy and cultivate.

Charter Township of Washington

Sebastian Previti, Supervisor
p. 586.786.0010
e. previtis@washingtontwpmi.org
Municipal Engineers since 2009

Charter Township of Commerce

Larry Gray, Township Supervisor
p. 248.624.0110
e. lgray@commercetwp.com
Municipal Engineering Services since 1980

CITY OF LATHRUP VILLAGE

Susan Montenegro
p. 248.557.2600 ext. 225
e. smontenegro@lathrupvillage.org
Municipal Engineers since 1967

Oakland County Parks and Recreation

Michael J. Donnellon Chief of Parks Facilities,
Maintenance, and Development
p. 248.858.4623
e. donnellonm@oakgov.com
Municipal Engineers for over 20 years

City of Ferndale

LaReina Wheeler, Parks and Recreation Director
p. 248.582.3365 ext. 501
e. wheeler@ferndalemi.gov

Dan Antosik, Director for the Department of Public Works
p. 248.546.2519
e. dantosik@ferndalemi.gov
Municipal Engineers since 1979

Western Oakland County Trailway Management Council

Patricia Carcone, Treasurer - Lyon Township
p. 248.437.2240
e. pcarcone@lyontwp.org

Appendix 1 - Insurance Sample

Part II - Cost Proposal



**THEY'RE YOUR METROPARKS.
TAKE A WALK ON OUR WILD SIDE.**
Administrative Office | 13000 High Ridge Drive, Brighton MI 48114-9058 | 810-227-2757 | metroparks.com

**HURON CLINTON METROPOLITAN AUTHORITY
REQUEST FOR PROPOSAL STANDARD COST FORM**

(TO BE SUBMITTED WITH PROPOSAL PART II)

PROJECT TITLE: Reflection Nature Trail Improvements Design Services

PARK NAME: Stony Creek Metropark

509-22-565-D

DUE DATE: 05/25/2023

PROJECT PHASE (LAKE ST. CLAIR METROPARK)	ESTIMATED HOURS	ESTIMATED COST
Site Investigation, Schematic Design, Records Research	40	\$5,680.00
- Geotechnical Investigation (as needed)		\$19,750.00
- Design Survey (as needed)		\$17,800.00
- Wetland Delineation (as needed)		\$9,800.00
Design Development and Construction Documents		
50% Design Completion	115	\$16,330.00
90% Design Completion	200	\$28,400.00
100% Design Completion	80	\$11,360.00
- In-person Meetings (Consultant)	5 Meetings*	\$1,420.00
- Permit Preparation and Applications	40	\$5,680.00
Additional Phases/Task As Proposed		
Structural Design		\$11,440.00
Bidding Assistance (Allowance)	16 hours	\$2,272.00
RFP No.: 509-22-565-D		
REQUEST FOR PROPOSAL STANDARD COST FORM (Cont'd)	ESTIMATED HOURS	ESTIMATED COST
Construction Administration - Consultant (Allowance)	40 hours	\$5,680.00
- In-Person Meetings Allowance (Consultant)	4 Meetings*	\$1,136.00
Additional Phases/Task As Proposed		
Project Start-up (Allowance)	10 hours	\$1,420.00

* Assuming meetings are two hours long.

Include estimated hours for all work performed except provided by subconsultant as lump sum.

Proposal Cost (Not to Exceed)
\$ 138,168.00



**THEY'RE YOUR METROPARKS.
TAKE A WALK ON OUR WILD SIDE.**
Administrative Office | 13000 High Ridge Drive, Brighton MI 48114-9058 | 810-227-2757 | metroparks.com

**HURON CLINTON METROPOLITAN AUTHORITY
REQUEST FOR PROPOSAL STANDARD COST FORM (SUBCONSULTANT INFORMATION)**

Subconsultant:	ASTI Environmental
Discipline:	Wetland Delineation, Endangered Species Assessment
Contact Information:	10448 Citation Drive, Suite 100 Brighton, MI 48116
	p. 313.910.5766
Subconsultant:	G2 Consulting Group, LLC
Discipline:	Soil Boring and Analysis
Contact Information:	1866 Woodslee Ave, Troy, MI 48083
	p. 248.680.0400
Subconsultant:	LaVere Structural Consulting, LLC
Discipline:	Structural Design
Contact Information:	2727 Second Avenue, Suite 129, Detroit, MI 48201
	p. 313.262.6947
Subconsultant:	
Discipline:	
Contact Information:	

Giffels Webster Schedule of Fees



All work will be billed according to the following minimum rate schedule unless specific agreement is made in writing with an officer of Giffels Webster for another basis of charges. Time and material agreements will be invoiced in accordance with the rates identified below while lump sum portions of Agreements will be invoiced on a percentage completion-to-date basis.

Clerical.....	\$44
Construction Administrator.....	\$98
Construction Inspector.....	\$87
Survey Crew.....	\$182
Instrument Crew.....	\$149
Intern Engineering Assistant.....	\$61
Staff Technician.....	\$87
Project Technician.....	\$98
Senior Technician.....	\$105
GIS IT Specialist.....	\$115
Staff Engineer Surveyor Landscape Architect.....	\$99
Project Engineer Surveyor Landscape Architect.....	\$113
Senior Engineer Surveyor Landscape Architect.....	\$127
Associate Planner.....	\$117
Lead Engineer Surveyor.....	\$132
Survey GIS Manager.....	\$132
Project Manager.....	\$138
Senior Project Manager.....	\$155
Partner.....	\$155

NOTES TO THE SCHEDULE OF FEES:

1. The assignment of personnel is solely the responsibility Giffels Webster.
2. These rates include charges for computer and survey equipment, local travel, stakes, staff benefits, internal printing costs, telephone, fax and other overhead costs and profit.
3. Outside services not normally provided by Giffels Webster, and other reimbursable expenses (special equipment, printing, reproduction, printing and reproduction, out-of-town travel, shipping and subcontracted services) used for this project will be billed at cost plus 15% and are not included in the above hourly charge rates.
4. Overtime work (over 8 hours per day) for Construction Inspector time will be invoiced at a rate equal to
5. 1.5 times the above scheduled rate.





**HURON-CLINTON METROPOLITAN
AUTHORITY**

To: Board of Commissioners
From: Amy McMillan, Director
Subject: Board of Commissioners – Officer Elections
Date: June 2, 2023

Action Requested: Motion to Elect Board Officers

That the Board of Commissioners elect a Chairman, Vice-Chairman, Treasurer and Secretary at the June 8, 2023 Board meeting as required by Metroparks Bylaws.

Background: The Huron-Clinton Metropolitan Authority Bylaws read in part:

The Board of Commissioners shall elect a Chairman, a Vice-Chairman, a Treasurer and a Secretary, who shall be elected by the Commissioners at the annual meeting of the Board of Commissioners.

The regular monthly meeting held in the month of June constitutes the annual meeting of the Board of Commissioners.

HURON-CLINTON METROPARKS MONTHLY STATISTICS

May, 2023

PARK	MONTHLY VEHICLE ENTRIES				MONTHLY TOLL REVENUE			
	Current	Previous	Prev 3 Yr Avg	Change from Average	Current	Previous	Prev 3 Yr Avg	Change from Average
Lake St Clair	57,210	55,120	59,953	-5%	\$ 359,027	\$ 370,538	\$ 350,114	3%
Wolcott Mill	4,357	7,234	4,394	-1%	\$ 6,884	\$ 6,179	\$ 3,386	103%
Stony Creek	115,109	71,866	84,850	36%	\$ 435,937	\$ 470,591	\$ 511,984	-15%
Indian Springs	11,943	12,197	12,596	-5%	\$ 61,536	\$ 60,183	\$ 61,032	1%
Kensington	98,396	94,124	99,471	-1%	\$ 559,185	\$ 558,841	\$ 510,831	9%
Huron Meadows	12,271	11,844	12,381	-1%	\$ 3,976	\$ 3,760	\$ 2,818	41%
Hudson Mills	25,207	24,811	27,274	-8%	\$ 77,984	\$ 95,459	\$ 99,668	-22%
Lower Huron/Willow/Oakwoods	60,365	56,308	60,464	0%	\$ 164,073	\$ 151,418	\$ 158,785	3%
Lake Erie	27,128	26,310	28,427	-5%	\$ 90,646	\$ 90,500	\$ 104,885	-14%
Monthly TOTALS	411,986	359,814	389,809	6%	\$ 1,759,248	\$ 1,807,469	\$ 1,803,502	-2%

PARK	Y-T-D VEHICLE ENTRIES				Y-T-D TOLL REVENUE			
	Current	Previous	Prev 3 Yr Avg	Change from Average	Current	Previous	Prev 3 Yr Avg	Change from Average
Lake St Clair	145,764	151,931	168,627	-14%	\$ 756,488	\$ 830,270	\$ 803,195	-6%
Wolcott Mill	16,848	19,206	14,769	14%	\$ 20,118	\$ 19,571	\$ 12,638	59%
Stony Creek	230,498	179,884	224,846	3%	\$ 1,065,802	\$ 1,092,911	\$ 1,249,724	-15%
Indian Springs	30,384	29,747	34,645	-12%	\$ 163,692	\$ 161,445	\$ 173,050	-5%
Kensington	286,497	273,714	312,011	-8%	\$ 1,328,619	\$ 1,343,421	\$ 1,392,520	-5%
Huron Meadows	35,010	38,719	40,736	-14%	\$ 34,585	\$ 51,473	\$ 41,136	-16%
Hudson Mills	83,557	80,591	93,085	-10%	\$ 220,896	\$ 249,526	\$ 264,463	-16%
Lower Huron/Willow/Oakwoods	203,326	199,109	220,278	-8%	\$ 337,117	\$ 344,591	\$ 366,809	-8%
Lake Erie	78,118	77,150	83,138	-6%	\$ 303,143	\$ 309,853	\$ 333,061	-9%
Monthly TOTALS	1,110,002	1,050,051	1,192,136	-7%	\$ 4,230,460	\$ 4,403,061	\$ 4,636,596	-9%

PARK	MONTHLY PARK REVENUE				Y-T-D PARK REVENUE			
	Current	Previous	Prev 3 Yr Avg	Change from Average	Current	Previous	Prev 3 Yr Avg	Change from Average
Lake St Clair	\$ 610,860	\$ 434,207	\$ 423,155	44%	\$ 1,102,902	\$ 1,141,178	\$ 1,081,584	2%
Wolcott Mill	\$ 11,534	\$ 13,433	\$ 11,688	-1%	\$ 52,828	\$ 58,590	\$ 52,912	0%
Stony Creek	\$ 837,103	\$ 799,130	\$ 803,911	4%	\$ 1,775,746	\$ 1,687,966	\$ 1,769,477	0%
Indian Springs	\$ 295,227	\$ 259,543	\$ 222,729	33%	\$ 542,613	\$ 488,186	\$ 435,527	25%
Kensington	\$ 941,087	\$ 902,520	\$ 789,114	19%	\$ 2,052,800	\$ 1,995,523	\$ 1,918,761	7%
Huron Meadows	\$ 242,058	\$ 193,775	\$ 161,952	49%	\$ 418,892	\$ 381,647	\$ 310,345	35%
Hudson Mills	\$ 243,386	\$ 232,208	\$ 217,849	12%	\$ 487,101	\$ 465,392	\$ 445,504	9%
Lower Huron/Willow/Oakwoods	\$ 399,967	\$ 318,883	\$ 295,121	36%	\$ 686,049	\$ 580,605	\$ 572,677	20%
Lake Erie	\$ 314,045	\$ 277,816	\$ 269,906	16%	\$ 645,425	\$ 589,861	\$ 578,284	12%
Y-T-D TOTALS	\$ 3,895,267	\$ 3,431,515	\$ 3,195,425	22%	\$ 7,764,355	\$ 7,388,948	\$ 7,165,071	8%

District	Y-T-D Vehicle Entries by Management Unit				Y-T-D Total Revenue by Management Unit			
	Current	Previous	Prev 3 Yr Avg	Change from Average	Current	Previous	Prev 3 Yr Avg	Change from Average
Eastern	393,110	351,021	408,242	-4%	2,931,476	2,887,734	2,903,973	1%
Western	435,448	422,771	480,478	-9%	3,501,406	3,330,748	3,110,137	13%
Southern	281,444	276,259	303,416	-7%	1,331,474	1,170,466	1,150,961	16%

HURON-CLINTON METROPARKS MONTHLY STATISTICS

May, 2023

GOLF THIS MONTH	MONTHLY ROUNDS				MONTHLY REVENUE			
	Current	Previous	Prev 3 Yr Avg	Change from Average	Current	Previous	Prev 3 Yr Avg	Change from Average
Stony Creek	6,950	5,711	5,347	30%	\$ 250,199	\$ 209,928	\$ 183,409	36%
Indian Springs	6,140	5,531	4,599	34%	\$ 226,862	\$ 183,780	\$ 149,839	51%
Kensington	6,773	6,068	5,526	23%	\$ 239,642	\$ 214,922	\$ 183,427	31%
Huron Meadows	6,461	5,523	4,778	35%	\$ 236,568	\$ 188,735	\$ 158,214	50%
Hudson Mills	5,620	4,605	4,107	37%	\$ 152,519	\$ 122,415	\$ 105,433	45%
Willow	5,679	4,295	3,740	52%	\$ 198,402	\$ 115,656	\$ 108,644	83%
Lake Erie	5,927	5,038	4,476	32%	\$ 184,656	\$ 151,886	\$ 129,853	42%
Total Regulation	43,550	36,771	32,573	34%	\$ 1,488,847	\$ 1,187,322	\$ 1,018,820	46%
LSC Par 3	976	667	905	8%	\$ 938	\$ 6,756	\$ 8,823	-89%
LSC Foot Golf	55	37	67	-18%	\$ 55	\$ 741	\$ 694	-92%
Total Golf	44,581	37,475	33,545	33%	\$ 1,489,840	\$ 1,194,819	\$ 1,028,337	45%

GOLF Y-T-D	GOLF ROUNDS Y-T-D				GOLF REVENUE Y-T-D			
	Current	Previous	Prev 3 Yr Avg	Change from Average	Current	Previous	Prev 3 Yr Avg	Change from Average
Stony Creek	10,218	7,747	7,392	38%	\$ 359,955	\$ 278,278	\$ 248,741	45%
Indian Springs	9,635	8,082	6,733	43%	\$ 340,733	\$ 260,776	\$ 213,132	60%
Kensington	10,266	8,971	8,215	25%	\$ 358,395	\$ 301,918	\$ 259,485	38%
Huron Meadows	10,301	8,291	6,891	49%	\$ 350,232	\$ 264,694	\$ 219,754	59%
Hudson Mills	8,187	6,425	5,666	44%	\$ 215,760	\$ 164,739	\$ 142,583	51%
Willow	7,635	5,273	5,272	45%	\$ 248,113	\$ 142,879	\$ 151,048	64%
Lake Erie	8,628	6,828	6,273	38%	\$ 266,565	\$ 199,627	\$ 179,470	49%
Total Regulation	64,870	51,617	46,443	40%	\$ 2,139,752	\$ 1,612,911	\$ 1,414,213	51%
LSC Par 3	1,146	810	1,115	3%	\$ 2,400	\$ 8,488	\$ 10,883	-78%
LSC Foot Golf	77	49	76	2%	\$ 249	\$ 771	\$ 742	-66%
Total Golf	66,093	52,476	47,634	39%	\$ 2,142,401	\$ 1,622,170	\$ 1,425,839	50%

AQUATICS THIS MONTH	PATRONS THIS MONTH				MONTHLY REVENUE			
	Current	Previous	Prev 3 Yr Avg	Change from Average	Current	Previous	Prev 3 Yr Avg	Change from Average
Lake St. Clair	3,941	3,727	1,558	153%	\$ 19,601	\$ 18,555	\$ 7,438	164%
Stony Creek Rip Slide	1,422	1,659	975	46%	\$ 8,644	\$ 10,066	\$ 5,972	45%
KMP Splash	3,420	3,472	1,434	139%	\$ 24,967	\$ 23,939	\$ 9,135	173%
Lower Huron	0	0	0	-	\$ -	\$ -	\$ -	-
Willow	2,050	1,834	677	203%	\$ 9,462	\$ 8,736	\$ 3,269	189%
Lake Erie	0	0	0	-	\$ -	\$ -	\$ -	-
TOTALS	10,833	10,692	4,643	133%	\$ 62,674	\$ 61,295	\$ 25,814	143%

AQUATICS Y-T-D	PATRONS Y-T-D				REVENUE Y-T-D			
	Current	Previous	Prev 3 Yr Avg	Change from Average	Current	Previous	Prev 3 Yr Avg	Change from Average
Lake St. Clair	3,941	3,727	1,558	153%	\$ 19,601	\$ 18,555	\$ 7,563	159%
Stony Creek Rip Slide	1,422	1,659	975	46%	\$ 8,644	\$ 10,066	\$ 5,972	45%
KMP Splash	3,420	3,472	1,434	139%	\$ 26,167	\$ 23,939	\$ 9,468	176%
Lower Huron	0	0	0	-	\$ -	\$ -	\$ -	-
Willow	2,050	1,834	677	203%	\$ 9,462	\$ 8,936	\$ 3,336	184%
Lake Erie	0	0	0	-	\$ -	\$ -	\$ 25	-
TOTALS	10,833	10,692	4,643	133%	\$ 63,874	\$ 61,495	\$ 26,364	142%

PARK	Seasonal Activities this Month				Monthly Revenue			
	Current	Previous	Prev 3 Yr Avg	Change from Average	Current	Previous	Prev 3 Yr Avg	Change from Average
Lake St. Clair								
Welsh Center	2	1	1	200%	\$ 3,100	\$ (200)	\$ 1,917	62%
Shelters	69	115	80	-14%	\$ 22,680	\$ 20,920	\$ 15,135	50%
Boat Launches	1,027	638	1,263	-19%	\$ -	\$ -	\$ -	-
Marina	326	704	373	-13%	\$ 2,339	\$ 2,215	\$ 1,470	59%
Mini-Golf	579	805	560	3%	\$ 5,154	\$ 3,719	\$ 2,596	99%
Wolcott								
Activity Center	0	0	1	-	\$ -	\$ -	\$ 333	-
Stony Creek								
Disc Golf Daily	1,518	2,034	2,671	-43%	\$ 5,151	\$ 6,924	\$ 9,028	-43%
Disc Golf Annual	24	22	17	44%	\$ 1,440	\$ 1,300	\$ 993	45%
Total Disc Golf	1,542	2,056	2,687	-43%	\$ 6,591	\$ 8,224	\$ 10,021	-34%
Shelters	85	97	82	4%	\$ 19,163	\$ 21,825	\$ 18,442	4%
Boat Rental	1,217	1,936	2,265	-46%	\$ 16,538	\$ 24,580	\$ 24,875	-34%
Boat Launches	93	94	115	-19%	\$ -	\$ -	\$ -	-
Indian Springs								
Shelters	14	20	17	-16%	\$ 1,675	\$ 2,950	\$ 2,342	-28%
Event Room	1	4	3	-63%	\$ 2,900	\$ 11,300	\$ 7,000	-59%
Kensington								
Disc Golf Daily	3,220	3,119	4,562	-29%	\$ 9,859	\$ 9,415	\$ 15,127	-35%
Disc Golf Annual	36	33	50	-28%	\$ 2,120	\$ 1,940	\$ 2,887	-27%
Total Disc Golf	3,256	3,152	4,611	-29%	\$ 11,979	\$ 11,355	\$ 18,013	-33%
Shelters	96	80	74	29%	\$ 20,688	\$ 16,700	\$ 16,842	23%
Boat Rental	1,636	1,493	1,045	57%	\$ 30,811	\$ 26,627	\$ 17,669	74%
Huron Meadows								
Shelters	8	9	6	41%	\$ 1,400	\$ 1,600	\$ 1,033	35%
Hudson Mills								
Disc Golf Daily	761	1,362	1,645	-54%	\$ 2,283	\$ 4,086	\$ 4,934	-54%
Disc Golf Annual	25	19	29	-13%	\$ 1,480	\$ 1,120	\$ 1,700	-13%
Total Disc Golf	786	1,381	1,673	-53%	\$ 3,763	\$ 5,206	\$ 6,634	-43%
Shelters	33	39	23	46%	\$ 5,600	\$ 6,000	\$ 3,733	50%
Canoe Rental	-	840	590	#VALUE!	\$ -	\$ -	\$ -	-
Lower Huron / Willow / Oakwoods								
Disc Golf Daily	208	116	228	-9%	\$ 237	\$ 348	\$ 685	-65%
Disc Golf Annual	4	0	0	-	\$ 240	\$ -	\$ -	-
Total Disc Golf	212	116	228	-7%	\$ 477	\$ 348	\$ 685	-30%
Shelters	56	55	40	39%	\$ 17,525	\$ 17,250	\$ 12,333	42%
Lake Erie								
Shelters	7	8	8	-16%	\$ 1,450	\$ 1,500	\$ 1,733	-16%
Boat Launches	3,027	2,564	2,568	18%	\$ -	\$ -	\$ -	-
Marina	0	0	0	-	\$ 35,624	\$ 32,446	\$ 33,499	6%

HURON-CLINTON METROPARKS MONTHLY STATISTICS

May, 2023

PARK	Seasonal Activities Y-T-D				Seasonal Revenue Y-T-D			
	Current	Previous	Prev 3 Yr Avg	Change from Average	Current	Previous	Prev 3 Yr Avg	Change from Average
Lake St. Clair								
Welsh Center	18	14	14	32%	\$ 23,700	\$ 35,800	\$ 26,300	-10%
Shelters	225	231	187	20%	\$ 56,993	\$ 55,117	\$ 39,375	45%
Boat Launches	1,356	659	1,535	-12%	\$ -	\$ -	\$ -	-
Marina	326	708	374	-13%	\$ 6,339	\$ 6,265	\$ 3,997	59%
Mini-Golf	579	805	560	3%	\$ 5,154	\$ 3,719	\$ 2,596	99%
Wolcott								
Activity Center	0	5	8	-	\$ (250)	\$ 4,380	\$ 4,202	-106%
Stony Creek								
Disc Golf Daily	2,117	4,015	4,894	-57%	\$ 7,056	\$ 13,293	\$ 16,293	-57%
Disc Annual	93	112	86	8%	\$ 5,560	\$ 6,560	\$ 5,013	11%
Total Disc Golf	2,210	4,127	4,980	-56%	\$ 12,616	\$ 19,853	\$ 21,306	-41%
Shelters	264	277	226	17%	\$ 59,625	\$ 62,206	\$ 50,719	18%
Boat Rental	1,217	1,936	2,265	-46%	\$ 16,538	\$ 24,580	\$ 24,875	-34%
Boat Launches	245	219	237	3%	\$ -	\$ -	\$ -	-
Indian Springs								
Shelters	34	47	33	4%	\$ 5,200	\$ 8,000	\$ 5,279	-2%
Event Room	10	18	15	-33%	\$ 26,100	\$ 53,450	\$ 36,450	-28%
Kensington								
Disc Golf Daily	6,186	6,091	8,435	-27%	\$ 18,952	\$ 18,461	\$ 28,282	-33%
Disc Annual	234	202	208	13%	\$ 13,680	\$ 11,920	\$ 12,220	12%
Total Disc Golf	6,420	6,293	8,642	-26%	\$ 32,632	\$ 30,381	\$ 40,502	-19%
Shelters	284	255	231	23%	\$ 64,050	\$ 57,188	\$ 51,246	25%
Boat Rental	1,636	1,493	1,045	57%	\$ 30,811	\$ 26,627	\$ 17,669	74%
Huron Meadows								
Shelters	19	25	21	-11%	\$ 3,000	\$ 4,800	\$ 3,983	-25%
Hudson Mills								
Disc Golf Daily	1,977	2,748	3,013	-34%	\$ 5,931	\$ 8,244	\$ 9,039	-34%
Disc Annual	124	102	102	22%	\$ 7,360	\$ 5,920	\$ 5,973	23%
Total Disc Golf	2,101	2,850	3,115	-33%	\$ 13,291	\$ 14,164	\$ 15,012	-11%
Shelters	74	102	66	13%	\$ 13,300	\$ 17,700	\$ 11,217	19%
Canoe Rental	0	840	590	-	\$ -	\$ -	\$ -	-
Lower Huron / Willow / Oakwoods								
Disc Golf Daily	378	247	512	-26%	\$ 747	\$ 1,041	\$ 1,638	-54%
Disc Annual	12	9	8	50%	\$ 680	\$ 480	\$ 440	55%
Total Disc Golf	390	256	520	-25%	\$ 1,427	\$ 1,521	\$ 2,078	-31%
Shelters	219	181	134	64%	\$ 50,600	\$ 48,075	\$ 33,450	51%
Lake Erie								
Shelters	20	22	24	-15%	\$ 4,250	\$ 4,500	\$ 5,100	-17%
Boat Launches	8,008	5,369	5,570	44%	\$ -	\$ -	\$ -	-
Marina	0	0	0	-	\$ 69,068	\$ 72,085	\$ 62,826	10%

INTERPRETIVE FACILITIES								
PARK	Monthly Patrons Served				YTD Patrons Served			
	(total program participants and non-program visitors)				(total program participants and non-program visitors)			
	Current	Previous	Prev 3 Yr Avg	Change from Average	Current	Previous	Prev 3 Yr Avg	Change from Average
Lake St Clair	22,582	21,222	21,348	6%	59,113	48,360	55,754	6%
Wolcott Mill	4,203	1,309	3,358	25%	14,400	7,251	14,685	-2%
Wolcott Farm	7,319	6,144	6,268	17%	21,250	16,302	18,689	14%
Stony Creek	19,124	18,246	21,087	-9%	62,758	61,325	67,022	-6%
Eastern Mobile Center	1,790	2,716	1,630	10%	6,729	6,310	4,650	45%
Indian Springs	6,013	7,471	6,134	-2%	18,571	18,411	18,896	-2%
Kens NC	40,654	36,525	38,365	6%	134,223	131,142	144,964	-7%
Kens Farm	31,603	30,868	31,679	0%	90,877	100,000	101,760	-11%
Western Mobile Center	1,212	1,581	1,187	2%	4,788	4,155	3,512	36%
Hudson Mills	4,212	3,880	3,646	16%	18,194	17,478	16,530	10%
Oakwoods	16,853	15,150	14,951	13%	63,169	55,239	58,771	7%
Lake Erie	17,603	15,337	16,585	6%	68,005	66,278	71,092	-4%
Southern Mobile Center	2,101	1,870	1,566	34%	6,994	6,187	5,204	34%
Totals	175,269	162,319	167,806	4%	569,071	538,438	581,530	-2%

PARK	Monthly Revenue				YTD Revenue			
	Current	Previous	Prev 3 Yr Avg	Change from Average	Current	Previous	Prev 3 Yr Avg	Change from Average
Lake St Clair	\$ 7,523	\$ 280	\$ 1,546	387%	\$ 21,489	\$ 1,387	\$ 6,305	241%
Wolcott Mill	\$ (45)	\$ 100	\$ 361	-112%	\$ 1,828	\$ 3,292	\$ 2,531	-28%
Wolcott Farm	\$ 2,552	\$ 1,039	\$ 3,600	-29%	\$ 15,776	\$ 2,673	\$ 17,836	-12%
Wagon Rides	\$ -	\$ -	\$ -	-	\$ -	\$ -	\$ -	-
Livestock/Produce	\$ 2,030	\$ 1,560	\$ 1,906	6%	\$ 16,122	\$ 16,920	\$ 19,759	-18%
FARM TOTAL	\$ 4,582	\$ 2,599	\$ 5,506	-17%	\$ 31,898	\$ 19,593	\$ 37,594	-15%
Stony Creek	\$ 4,627	\$ 347	\$ 987	369%	\$ 8,964	\$ 2,676	\$ 5,267	70%
Eastern Mobile Center	\$ 1,869	\$ -	\$ 725	158%	\$ 5,584	\$ -	\$ 3,134	78%
Indian Springs	\$ 2,254	\$ 55	\$ 1,802	25%	\$ 6,888	\$ 2,634	\$ 6,029	14%
Kens NC	\$ 3,695	\$ 2,669	\$ 3,769	-2%	\$ 25,367	\$ 3,933	\$ 8,156	211%
Kens Farm	\$ 6,379	\$ 1,013	\$ 3,242	97%	\$ 36,937	\$ 19,664	\$ 21,691	70%
Wagon Rides	\$ 2,406	\$ -	\$ 663	263%	\$ 6,530	\$ 150	\$ 3,271	100%
Livestock/Produce	\$ 9	\$ -	\$ 481	-98%	\$ 9	\$ -	\$ 886	-99%
FARM TOTAL	\$ 8,794	\$ 1,013	\$ 4,387	100%	\$ 43,476	\$ 19,814	\$ 25,848	68%
Western Mobile Center	\$ 1,050	\$ -	\$ 679	55%	\$ 5,743	\$ -	\$ 5,510	4%
Hudson Mills	\$ 1,444	\$ 1,498	\$ 1,025	41%	\$ 15,461	\$ 6,717	\$ 5,724	170%
Oakwoods	\$ 1,448	\$ 288	\$ 2,332	-38%	\$ 3,697	\$ 2,292	\$ 5,183	-29%
Lake Erie	\$ 1,670	\$ 319	\$ 594	181%	\$ 5,128	\$ 1,675	\$ 2,238	129%
Southern Mobile Center	\$ 650	\$ -	\$ 1,022	-36%	\$ 6,638	\$ -	\$ 4,115	61%
Totals	\$ 39,560	\$ 9,168	\$ 24,736	60%	\$ 182,161	\$ 64,013	\$ 117,634	55%

BREAKDOWN OF ATTENDANCE	ON-SITE Programs and Attendance				OFF-SITE Programs and Attendance			
	CURRENT YEAR		PREVIOUS YEAR		CURRENT YEAR		PREVIOUS YEAR	
	Programs	Attendance	Programs	Attendance	Programs	Attendance	Programs	Attendance
Lake St Clair	74	2,320	113	3,037	1	200	-	-
Wolcott Mill	1	12	-	-	-	-	-	-
Wolcott Farm	86	1,386	40	1,005	1	35	-	-
Stony Creek	141	3,124	58	1,702	-	-	-	44
Eastern Mobile Center					32	1,644	44	2,587
Indian Springs	24	1,168	16	682	-	-	-	-
Kens NC	78	2,674	45	1,161	-	-	-	-
Kens Farm	130	2,380	127	2,068	27	591	-	-
Western Mobile Center					31	1,212	43	1,581
Hudson Mills	16	712	14	380	-	-	-	-
Oakwoods	75	1,114	51	818	7	509	11	463
Lake Erie	32	731	30	499	1	29	2	60
Southern Mobile Center					49	2,101	53	1,734
Totals	657	15,621	494	11,352	149	6,321	153	6,469

BREAKDOWN OF ATTENDANCE	OTHER VISITORS (Non-programs)	
	Current	Previous
Lake St Clair	20,062	18,185
Wolcott Mill	4,191	1,309
Wolcott Farm	5,898	5,139
Stony Creek	16,000	16,500
Indian Springs	4,845	6,789
Kens NC	37,980	35,364
Kens Farm	28,632	28,800
Hudson Mills	3,500	3,500
Oakwoods	15,230	13,869
Lake Erie	16,843	14,778
Totals	153,181	144,233

"ON-SITE" - Statistics includes both programs offered to the public and programs offered to school and scout groups.

"OFF-SITE" - Statistics includes outreach programs at schools, special events such as local fairs, or outdoor related trade shows.

"OTHER VISITORS" - Represents patrons to interpretive centers who visit to view exhibits, walk trails, and generally just enjoy the outdoors.