

**Agenda**  
**Huron-Clinton Metropolitan Authority**  
**Board of Commissioners**  
**July 13, 2021 – 1:00 pm**

Hudson Mills Activity Center and via Zoom

<https://us02web.zoom.us/j/9800687134?pwd=ak1WMTIPNUIUcEUycHpTWW95MTErUT09>

**Meeting ID:** 980 068 7134 / **Passcode:** HCMABOC

Dial by your location: +1 929 205 6099 (New York) / +1 301 715 8592 (Washington, D.C)

---

1. Call to Order
2. Chairman's Statement
3. Public Participation
4. Approval – June 10, 2021 regular meeting minutes
5. Approval – July 13, 2021 Full Agenda

**Consent Agenda**

6. Approval – July 13, 2021 Consent Agenda
  - a. Approval – June 2021 Financial Statements
  - b. Approval – June 2021 Appropriation Adjustments **pg. 1**
  - c. Report – Monthly 2021 Capital Project Fund Update **pg. 3**
  - d. Report – Monthly 2021 Major Maintenance Update **pg. 8**
  - e. Bids – Farm Center Walkways, Kensington **pg. 12**
  - f. Report – Purchases over \$10,000 **pg. 14**
  - g. Purchases
    1. Total Spend and Vendor Location **pg. 15**
    2. Ventrac Tractor, Stony Creek **pg. 17**

**Regular Agenda**

**7. Reports**

**A. *Financial Department***

1. Report – Monthly Financial Review **pg. 18**
2. Appointment – At Large Member, Pension Committee/Retiree Health Care Trust **pg. 32**

**B. *Administrative Office***

1. Approval – 2022 Oakland County Combo Permit Agreement **pg. 33**
2. Approval – Printing 2022 Annual Permit **pg. 34**
3. Bids – Golf Course Drainage **pg. 35**

**C. *Departmental Updates***

1. Report – Marketing Update **pg. 36**
2. Report – DEI Update **pg. 63**
3. Report – Interpretive Services Update **pg. 72**
4. Report – Natural Resources Update **pg. 81**
5. Report – Planning and Development Update **pg. 89**

## **Regular Agenda**

### **7. Reports (con't)**

#### **D. *Planning Department***

1. Report – Visitation/Scan Data **pg. 106**
2. Approval – Huron Meadows Trail Connections Feasibility Study **pg. 115**

#### **E. *Engineering Department***

1. Bids – Boat Launch Restroom Building, Stony Creek **pg. 119**
2. Report – Washago Pond Background and Update **pg. 123**
3. Bids – Off-Leash Dog Area, Stony Creek **pg. 126**

### **8. Public Participation**

### **9. Other Business**

### **10. Commissioner Comments**

### **11. Motion to Adjourn**

A **SPECIAL** Metroparks Board meeting for the Second DEI Speaker Series  
will take place

**Tuesday, July 20, 2021 – 2:30 p.m.**

Hudson Mills Metropark – Park Office/Activity Center and via Zoom

The next regular Metroparks Board meeting will take place

**Thursday, August 12, 2021 – 1:00 p.m.**

Lake St. Clair Metropark – Thomas Welsh Activity Center



To: Board of Commissioners  
From: Rebecca Franchock, Chief of Finance  
Subject: Approval – June Appropriation Adjustments  
Date: July 7, 2021

**Action Requested: Motion to Approve**

That the Board of Commissioners approve the June 2021 Appropriation Adjustments as recommended by Chief of Finance Rebecca Franchock and staff

**Background:** The Metroparks ERP system provides a work-flow process to facilitate departmental budget management. Requested transfers are initiated by department staff and routed to the appropriate department head/district superintendent for review and approval. Finance provides a final review of the approved requests to verify that they do not negatively impact fund balance.

For the month of June, \$108,797 was transferred between general fund operation accounts and \$116,058 was transferred within capital project accounts. \$7,636 of general fund-fund balance was used for work funded from donations received in a prior year. Tax adjustments resulted in an additional increase in fund balance of \$71,780 for a net increase of \$64,144.

The result of these changes can be seen by Accounting Function and Location in the attached chart.

**Attachment: Appropriation Adjustments**

**Huron-Clinton Metropolitan Authority**  
**June 2021 Appropriation Transfer Summary**

<u>Expense Accounts</u>	<u>Location</u>	<u>Expense Increase/ Revenue Decrease</u>	<u>Expense Decrease/ Revenue Increase</u>	<u>Difference</u>
<b>Major Maintenance</b>	Administrative	\$ -	\$ 27,209	\$ (27,209)
	Lake St. Clair	5,683	-	5,683
	Kensington	6,038	-	6,038
	Lower Huron/Willow/Oakwoods	5,277	-	5,277
	Hudson Mills	1,301	-	1,301
	Lake Erie	60,091	28,000	32,091
	Indian Springs	88	-	88
	Huron Meadows	6,731	-	6,731
	<b>Total</b>		<b>\$ 85,209</b>	<b>\$ 55,209</b>
<b>Operations</b>	Lake St. Clair	\$ 10,401	\$ 11,288	\$ (887)
	Kensington	9,500	9,500	-
	Lake Erie	887	-	887
	Indian Springs	2,800	2,800	-
	Administrative	-	30,000	(30,000)
	<b>Total</b>		<b>\$ 23,588</b>	<b>\$ 53,588</b>
<b>Total General Fund Transfers</b>		<b>\$ 108,797</b>	<b>\$ 108,797</b>	<b>\$ -</b>
<b>Capital Project Fund</b>	Administrative	\$ -	\$ 49,058	\$ (49,058)
	Lake St. Clair	67,746	-	67,746
	Kensington	9,074	-	9,074
	Lower Huron/Willow/Oakwoods	14,536	-	14,536
	Hudson Mills	4,238	37,000	(32,762)
	Stony Creek	19,879	30,000	(10,121)
	Lake Erie	586	-	586
	<b>Total</b>		<b>\$ 116,058</b>	<b>\$ 116,058</b>
<b>Foundation/Donation Funding</b>		<b>Expense Increase</b>	<b>Revenue Increase</b>	<b>Net</b>
	Kensington	\$ 2,256	\$ -	\$ (2,256)
	Wolcott Mill	5,380	-	(5,380)
<b>Total</b>		<b>\$ 7,636</b>	<b>\$ -</b>	<b>\$ (7,636)</b>
<b>Tax Adjustment</b>	Current		\$ 19,052	\$ 19,052
	Prior		52,728	52,728
	<b>Total</b>		<b>\$ -</b>	<b>\$ 71,780</b>



To: Board of Commissioners  
From: Rebecca Franchock, Chief of Finance  
Subject: Report – Monthly Capital Project Fund  
Date: July 7, 2021

**Action Requested: Motion to Receive and File**

That the Board of Commissioners receive and file the Capital Project Fund report as submitted by Chief of Finance Rebecca Franchock and staff.

**Background:** In 2018, the Board of Commissioners approved the creation of a capital project fund. To support the information provided on specific capital improvement projects Finance initially provided the following data:

The following columns of data are provided by project:

- Life-To-Date Total Project Budget
- Year-To-Date Total Project Expenditures
- Life-To-Date Total Project Expenditures
- Current Project Encumbrances (Funds committed through the purchase order process)
- Balance (Life-To-Date Budget less Life-To-Date Expenditures and Current Encumbrances)

This information has now been augmented to include the original budget. In addition, a new page has been added which provides a more detailed description of the project as well as the current status of the project and the current estimate of what year the project will be completed. It is anticipated that this additional information will allow the Board of Commissioners as well as the general public to stay up-to-date on the capital project work underway throughout the Metroparks.

Expenditures during June 2021 were primarily related to staff time. The following projects had significant progress during the month:

- Lake St. Clair – Beach Restoration
- Willow – Park Office Replacement
- Stony Creek – Shelden Trail Development

**Attachment: June 2021 Capital Project Fund Update**

## June Capital Project Fund Report - Project Summary

Location	Original Project Title	Project Description	Amended Budget	Available Grant Funding	Project Status	Estimated Completion Yr
Lake St Clair	Pump Station No. 1 Replacement-SAW Grant	Sewer pump station replacement near Nature Center	444,419		Substantially Completed	2021
Lake St Clair	Black Creek Marsh Wetland Filtration Enhancement	A natural shoreline project which will remove rip-rap, regrade slope and install native vegetation which will improved filtration of water entering the marsh and improve habitat as well as reducing erosion.	253,000	160,000	In Design	2022
Lake St Clair	Accessible Kayak Launch & Power Installation		50,000			
Lake St Clair	Backup Internet Fiber Installation	Comcast installation of underground fiber network	40,000		Complete	2021
Lake St Clair	Electrical Grid Replacement - Design in 2020	Assessments, cost estimates, and project development for future projects to address electrical power infrastructure upgrades and repairs.	801,794		Scope Assessment Complete - Project specifications in development	2026
Lake St Clair	Beach Restoration	Multi-year EGLE grant project through 2023. Plantings and bird deterrents installation to improve water quality funding includes follow up water quality monitoring.	470,573	292,167	Under Contract	2023
Lake St Clair	Michigan Coastal Management Program-Accessible Launch	Accessible Kayak Launch - grant application has been made to Michigan Coastal Management Program.	392,850	196,425	Awaiting grant award	2023
Kensington	Maple Beach Site Improvements	Construction of site and restroom facilities	1,095,047		Substantially Completed	2021
Kensington	Maple Beach - Universal Accessible Playground	Construction of a new playground at Maple Beach	553,872		Substantially Completed	2021
Kensington	West Boat Launch - Accessible Kayak Launch	Michigan Natural Resources Trust Fund grant funded project to develop an accessible kayak launch and associated site amenities at West Boat Launch.	316,345	154,000	In Design	2022
Kensington	Farm Center Sidewalk Replacement	Replacement of the looped walkway around the animal pens for the public	162,580		In Design	2021
Dexter-Delhi	Relocating Concessionaire Canoe Livery Building	Construction of a new building and use area for concessionaire operation within East Delhi. The expanded Border to Border trail development utilizes the former site. The project moves operations to Delhi to address current tolling and overflow parking issues.	97,243	5,000	Design Complete - Permitting Underway - Township Review	2021
Lower Huron	North Fishing Site Redevelopment	Land and Water Conservation Fund grant funded project to develop an accessible kayak launch and associated site amenities at the North Fishing Site.	295,276	144,400	Midway toward completion	2021
Lower Huron	Backup Internet Fiber Installation	Comcast installation of underground fiber network	185,362		In Construction	2021
Lower Huron	Woods Creek Playground Development	Space-themed regional playground near the Woods Creek picnic area on the former pool site.	1,301,713		Contract awarded	2021
Lower Huron	Toll Booth Replacement and Paving	Toll Booth replacement on existing pedestal at Oakwoods and Lower Huron - Beemis Road entrance.	30,000		Awaiting Quote from Sole Source Provider	2021
Lower Huron	Turtle Cove Crosswalk Path	Construction of a path and crosswalk from the Foxwoods parking lot to Turtle Cove.	92,558		In Design	2021
Lower Huron	Iron Bell Trail Project	Michigan Natural Resources Trust Fund grant funded project to extend the Iron Bell trail from its current terminus to the north park entrance (Huron River Drive)	841,918	488,742	In Design	2022
Lower Huron	Walnut Grove Campground Improvements	Land and Water Conservation Fund grant funded project to improve accessibility and site amenities at the Walnut Grove Campground.	784,600	450,000	Awaiting Grant Agreement	2023
Lower Huron	Off Leash Dog Area Development	Land and Water Conservation Fund grant funded project to develop a new fenced in area for off leash dog activities	330,800	165,400	Awaiting Grant Agreement	2023

## June Capital Project Fund Report - Project Summary

Location	Original Project Title	Project Description	Amended Budget	Available Grant Funding	Project Status	Estimated Completion Yr
Hudson Mills	Backup Internet Fiber Installation	Comcast to install new fiber network lines. No construction costs at this location in contract with Comcast - funds may be needed at other locations	7,994		Cancel - funding available	
Hudson Mills	Rapids View area Development	Michigan Natural Resources Trust Fund grant funded project to develop an accessible kayak launch and associated site amenities at Rapids View	474,096	226,900	In Design	2022
Hudson Mills	Toll Booth Removal and Replacement	Toll Booth replacement on existing pedestal, unit delivered awaiting installation spring 2021.	80,000		In Construction	2021
Hudson Mills	Picnic Area Development at Canoe Launch	Michigan Natural Resources Trust Fund grant funded project to develop an accessible kayak launch and associated site amenities at Dexter-Huron	-	192,700	Awaiting Grant Agreement	2022
Stony Creek	Baypoint Beach Site Improvements	Construction of restroom and site work for support of Baypoint Beach	1,361,311		Substantially Completed	2021
Stony Creek	Shelden Trails Redevelopment	Redevelopment of the multi-use natural surface Shelden Trails system	863,549	50,000	In Construction	2021
Stony Creek	Boat Launch Building Redevelopment	Construction of a new restroom and shade structure at the boat launch facility	1,631,093	50,000	Out for Bid	2021
Stony Creek	Development of Off Leash Dog Area	Michigan Natural Resources Trust Fund grant funded project to develop a new fenced in area for off leash dog activities	150,128		In Design	2021
Stony Creek	Backup Internet Fiber Installation	Comcast installation of underground fiber network	80,000		Substantially Completed	2021
Stony Creek	Shore Fishing Vault Latrine Replacement	Replace Vault Latrine at Shore Fishing area	411			
Stony Creek	26 Mile Rd. Connector - Bike Path	Transportation Alternatives Program grant (obtained by Macomb County) funded project to connect into the park from 26 Mile Road	17,756		Design Complete - State is reviewing	2021
Stony Creek	Baypoint Beach Grinder Pump Installation	Installation of five septic tank filter systems to resolve the issue.	132,846		In Construction	2021
Stony Creek	Golf Course Pumphouse & Irrigation System Replacement	Replacement of intakes, pumps, controls, piping and heads. One year of design before construction.	1,000,000		Funded	2023
Willow	Park Office Replacement	Construction of a new park office building at the north end of Willow Metropark to replace the sub-standard legacy facility at Lower Huron Metroparks.	2,430,993		In Construction - Foundation work	2021
Willow	Main Park Road Culvert Replacements near Acorn Knoll	Replacement of failing culvert on main loop road.	40,000		Contract awarded	2021
Willow	Backup Internet Fiber Installation	Comcast to install new fiber network lines. Initial proposal - zero construction cost - now deemed unservable - IT reviewing options with Comcast	-		In Review	
Willow	Big Bend Shoreline Protection	National Fish and Wildlife Foundation SE MI Resilience Fund grant project to mitigate Huron River streambank erosion and improve habitat	505,506	250,000	Awaiting Grant Agreement	2023
Oakwoods	Nature Center Exhibit Design & lighting/electrical	Design, production and installation of interpretive exhibits. Includes updated flooring, lighting and electrical.	728,122		Nearing completion	2021
Oakwoods	Backup Internet Fiber Installation	Comcast to install new fiber network lines. Initial proposal - zero construction cost - now deemed unservable - IT reviewing options with Comcast	-		In Review	2021
Oakwoods	Accessible Nature Trail Development	Land and Water Conservation Fund grant funded project to develop an accessible nature trail and make associated site improvements	248,000	124,000	Awaiting Grant Agreement	2022

## June Capital Project Fund Report - Project Summary

Location	Original Project Title	Project Description	Amended Budget	Available Grant Funding	Project Status	Estimated Completion Yr
Lake Erie	Shoreline and Fish Habitat Restoration	This shoreline project will regrade the existing shoreline, install native vegetation as well as creating near-shore shoals. Channels and pools will also be created in the nearby marsh. This work will improve fish spawning habitat.	248,000	1,404,353	In Design	2022
Lake Erie	Boat Launch Fish Cleaning Station	Installation of an onsite fish cleaning station at the boat launch facility	1,618,481		Funded	2023
Lake Erie	Accessible Kayak Launch with Area Development	Land and Water Conservation Fund grant funded project to develop an accessible kayak launch and associated site amenities at the Boat Launch	45,000	122,500	Awaiting grant agreement	2023
Wolcott	Phase Two - Animal Pen Fencing Replacement	Replacement of deteriorated animal pen fencing	245,133		Complete	2021
Wolcott	Farm to Mill Trail Connector	Development of a connector trail from the Farm to the Mill. Multi year project design and construction	42,485		Funded	2024
Indian Springs	Backup Internet Fiber Installation	Comcast to install new fiber network lines. No construction costs at this location in contract with Comcast - funds may be needed at other locations	1,000,958		Cancel - funding available	2021
Huron Meadows	Backup Internet Fiber Installation	Comcast to install new fiber network lines. Initial proposal - zero construction cost - now deemed unservable - IT reviewing options with Comcast	7,758		In Review	2021
			<u>\$21,499,571</u>	<u>\$ 4,476,587</u>		



**Capital Project Status Report  
as of June 30, 2021**

Location	Project Title	Original Budget	Amended Budget	Year-to-Date Transactions	Life-to-Date Transactions	Life-to-Date Encumbrance	Remaining Budget	Available Grant Funding
Lake St Clair	Pump Station No. 1 Replacement-SAW Grant	\$ 350,990	\$ 444,419	\$ (12,303)	\$ 381,570	\$ 45,005	\$ 17,844	
Lake St Clair	Black Creek Marsh Wetland Filtration Enhancement	253,000	253,000	-	-	-	253,000	160,000
Lake St Clair	Accessible Kayak Launch & Power Installation	50,000	50,000	-	-	-	50,000	
Lake St Clair	Backup Internet Fiber Installation	40,000	40,000	-	-	30,815	9,185	
Lake St Clair	Electrical Grid Replacement - Design in 2020	1,000,000	801,794	15,560	15,560	95,634	690,600	
Lake St Clair	Beach Restoration	400,000	470,573	247,880	258,538	198,728	13,307	292,167
Lake St Clair	Michiagn Coastal Management Program-Accessible Launch	392,850	392,850	-	-	-	392,850	196,425
Kensington	Maple Beach Site Improvements	820,396	1,095,047	48,417	1,075,206	-	19,841	
Kensington	Maple Beach - Universal Accessible Playground	525,000	553,872	88,501	493,184	-	60,688	
Kensington	West Boat Launch - Accessible Kayak Launch	308,000	316,345	4,039	8,345	-	308,000	154,000
Kensington	Farm Center Sidewalk Replacement	150,000	162,580	12,580	12,580	-	150,000	
Dexter-Delhi	Relocating Concessionaire Canoe Livery Building	75,000	97,243	26,390	43,996	-	53,247	5,000
Lower Huron	North Fishing Site Redevelopment	288,800	295,276	208,909	236,287	48,196	10,794	144,400
Lower Huron	Backup Internet Fiber Installation	205,000	185,362	-	150,000	33,702	1,660	
Lower Huron	Woods Creek Playground Development	1,300,000	1,301,713	1,713	1,713	1,394,030	(94,030)	
Lower Huron	Toll Booth Replacement and Paving	30,000	30,000	-	-	-	30,000	
Lower Huron	Turtle Cove Crosswalk Path	90,000	92,558	2,558	2,558	-	90,000	
Lower Huron	Iron Bell Trail Project	716,700	841,918	22,610	22,610	49,577	769,731	488,742
Lower Huron	Walnut Grove Campground Improvements	784,600	784,600	-	-	-	784,600	450,000
Lower Huron	Off Leash Dog Area Development	330,800	330,800	-	-	-	330,800	165,400
Hudson Mills	Backup Internet Fiber Installation	40,000	7,994	-	-	-	7,994	
Hudson Mills	Rapids View area Development	453,800	474,096	15,996	20,296	-	453,800	226,900
Hudson Mills	Toll Booth Removal and Replacement	80,000	80,000	-	12,346	-	67,654	
Hudson Mills	Hike Bike Trail Reconstruction	-	-	205	205	-	(205)	
Hudson Mills	Picnic Area Development at Canoe Launch	385,500	385,500	-	-	-	385,500	192,700
Stony Creek	Baypoint Beach Site Improvements	847,736	1,361,311	76,186	1,158,623	110,599	92,090	
Stony Creek	Shelden Trails Redevelopment	182,689	863,549	153,043	478,496	29,500	355,553	50,000
Stony Creek	Boat Launch Building Redevelopment	1,750,000	1,631,093	50,542	144,164	4,193	1,482,737	50,000
Stony Creek	Development of Off Leash Dog Area	138,500	150,128	10,604	11,628	-	138,500	
Stony Creek	Backup Internet Fiber Installation	80,000	80,000	-	-	70,407	9,593	
Stony Creek	Shore Fishing Vault Latrine Replacement	-	411	411	411	-	-	
Stony Creek	26 Mile Rd. Connector - Bike Path	-	17,756	7,191	17,756	-	-	
Stony Creek	Baypoint Beach Grinder Pump Installation	150,000	132,846	12,846	12,846	83,250	36,750	
Stony Creek	Golf Course Pumphouse & Irrigation System Replacement	1,000,000	1,000,000	-	-	-	1,000,000	
Willow	Park Office Replacement	2,121,300	2,430,993	769,644	951,111	1,482,198	(2,315)	
Willow	Main Park Road Culvert Replacements near Acorn Knoll	40,000	40,000	-	-	-	40,000	
Willow	Backup Internet Fiber Installation	40,000	-	-	-	-	-	
Willow	Big Bend Shoreline Protection	501,593	505,506	3,913	3,913	-	501,593	250,000
Oakwoods	Nature Center Exhibit Design & lighting/electrical	720,000	728,122	107,729	725,393	5,806	(3,077)	
Oakwoods	Backup Internet Fiber Installation	40,000	-	-	-	-	-	
Oakwoods	Accessible Nature Trail Development	248,000	248,000	-	-	-	248,000	124,000
Lake Erie	Shoreline and Fish Habitat Restoration	1,600,000	1,619,068	15,764	131,671	65,817	1,421,580	1,404,353
Lake Erie	Boat Launch Fish Cleaning Station	45,000	45,000	-	-	-	45,000	
Lake Erie	Accessible Kayak Launch with Area Development	245,000	245,133	-	133	-	245,000	122,500
Wolcott	Phase Two - Animal Pen Fencing Replacement	30,000	42,485	6,981	12,485	-	30,000	
Wolcott	Farm to Mill Trail Connector	1,000,000	1,000,958	-	958	-	1,000,000	
Indian Springs	Backup Internet Fiber Installation	40,000	7,758	-	-	-	7,758	
Huron Meadows	Backup Internet Fiber Installation	80,000	-	-	-	-	-	
			<b>\$ 21,637,658</b>	<b>\$ 1,897,910</b>	<b>\$ 6,384,581</b>	<b>\$ 3,747,456</b>	<b>\$ 11,505,621</b>	<b>\$ 4,476,587</b>



To: Board of Commissioners  
From: Rebecca Franchock, Chief of Finance  
Subject: Report – Monthly Major Maintenance Project  
Date: July 7, 2021

**Action Requested: Motion to Receive and File**

That the Board of Commissioners receive and file the Major Maintenance report as submitted by Chief of Finance Rebecca Franchock and staff.

**Background:** The Metroparks track the costs associated with periodic or infrequent repairs or maintenance that do not meet the criteria for capitalization in a function of our chart of accounts known as major maintenance. Staff uses a project accounting system to budget, record and report these costs. To provide Board members and the broader public with improved information surrounding major maintenance projects we have developed a monthly Major Maintenance Status Report.

This report is modeled after the revised Capital Project Fund report that was shared at the April Board meeting. The format includes the location, project title from the budget document, a brief description of the work, the original budget funding, the current amended budget, year-to-date transactions, life-to-date transactions, life-to-date encumbrance balance, the remaining budget and the project status.

Most major maintenance repairs are completed within one year. Occasionally projects require additional time to complete.

As of the end of June, there has been a lot of work contracted or started but year-to-date expenses are 25.3 percent of the total budget.

**Attachment: June 2021 Major Maintenance Status Report**

**Major Maintenance Status Report  
as of June 30, 2021**

Location	Project Title	Project Description	Original Budget Funding	Amended Budget	Year-to-Date Transactions	Life-to-Date Transactions	Life-to-Date Encumbrance	Remaining Budget	Project Status
Administrative Office	Window Replacement	Replace selected windows throughout the building to allow operable windows increasing external air flow into building.	\$ 115,000	\$ 116,999	\$ 13,235	\$ 13,235	\$ 103,764	\$ -	Under contract
Lake St Clair	North/South Marina Dock Electrical	Replace electrical conductors that feed the power to the pedestals for boaters at the North Marina rental slips. Current electrical has been damaged due to high water levels	1,170	15,292	1,170	15,292	-	-	Funded as a carry-over from 2020
Lake St Clair	Boardwalk Decking & Replacement	Replaces a section of boardwalk decking on the east section of boardwalk. More phases will be need in subsequent years	150,000	145,295	156,508	156,508	-	(11,213)	In construction
Lake St Clair	Park Office Boiler Replacement	Replaces the second of two boilers in the LSC office and food bar building. The first was replaced in a previous project.	65,000	25,803	20,128	20,128	5,675	-	In construction
Lake St Clair	ADA Accessibility Improvements	This will bring three additional shelters up to ADA standards including 12 ADA accessible tables and one large ADA grill per shelter.	20,000	-	-	-	-	-	Work is planned for fall of 2021
Lake St Clair	Spray Zone Pump Replacement	Facility utilizes two pumps for full pressure. One has currently failed and is planned for replacement.	18,500	-	12,285	12,285	-	(12,285)	Under contract - work to be completed prior during May
Lake St Clair	Fishing Pier Repairs	Two fishing piers located on the point have experienced ice damage to support. One is still useable with damage. This project will lift and replace support allowing both to be functional again.	12,000	-	-	-	-	-	Funded
Lake St Clair	Adventure Golf Carpet Replacement	Approximately 1,000 yards of carpet to cover all 18 holes at course.	33,000	27,613	-	-	27,613	-	Scheduled for June installation
Lake St Clair	Pickle Ball Court Conversion	Converts an existing tennis court to pickle ball courts.	12,000	11,152	2,827	2,827	-	8,325	Under Contract
Lake St Clair	Hike Bike Trail Reconstruction at Park Entrance	The existing paved surface is failing and in poor condition, this project will resurface the existing bike trail from the entrance to the Nature Center.	243,600	208,504	10,819	10,819	197,685	-	Out for Bid
Lake St Clair	Beach Soil/Containment Removal	In excess of 50,000 cubic yards of seaweed and other debris have accumulated from beach cleaning.	50,000	-	-	-	-	-	Funded
Lake St Clair	Stormwater Drainage Repairs on Culverts	Replacement of deteriorated culverts throughout the park.	45,000	-	-	-	-	-	Funded
Lake St Clair	Pool Slide Repair	This project will install a gel coating to cover the pool slides improving safety for park patrons.	11,800	-	-	-	-	-	Targeted to start after the season
Lake St Clair	Sidewalk at North Marina Shore	This project has been incorporated with the bike trail entrance repairs, will will replace the failing sidewalk along the North Marina.	20,000	-	-	-	-	-	In construction
Kensington	Splash Pad Programming & Hardware Updates	Replaces the existing controls and programming for the operation of the Splash-n-Blast at Kensington	22,100	25,318	25,907	26,518	-	(1,200)	Contractor finishing work. Waiting for facility to open for final calibration
Kensington	Dam Concrete Work	Fix concrete spalling.	100,000	370	370	370	-	-	Work targeted for the fall season when the waterlevels are lowered
Kensington	Maple Beach Irrigation Replacement	The project will install new irrigation lines and heads at Maple beach around the the restroom building.	100,000	38,619	925	925	38,619	(925)	In construction expected completion mid-May
Kensington	Playground Mulch Installation	Annual mulch replenishment to meet safety requirements.	-	13,134	13,134	13,134	-	-	Completed
Kensington	Historic Barn Roof Replacement	Replacing the deteriorated cedar shake roof.	21,000	17,385	-	-	17,385	-	Scheduled to start May 20
Kensington	Hike Bike Trail Reconstruction-Nature Center to West Boat Launch	Replaces the existing failing asphalt surface on the bike trail	-	225,588	150,846	150,846	74,742	-	In construction
Kensington	Boat Launch Building & Seawall Repairs	Repairs to the steel on the existing seawall	30,000	-	-	-	-	-	In design - anticipate fall construction
Kensington	Trail Improvements - Playfield top of hill (Maple towards Possum)	Replaces the existing failing asphalt surface on the bike trail. This project is combined with the Nature Center to West Boat Launch work.	165,000	-	-	-	-	-	In construction
Kensington	Trail Improvements - Martindale North to Shore Fishing	Replaces the existing failing asphalt surface on the bike trail. This project is combined with the Nature Center to West Boat Launch work	427,000	-	-	-	-	-	Engineering is evaluating - anticipate fall construction
Lower Huron	Replacement of Starter Tub-Turtle Cove	Replacement of the starting tub for the Turtle Cove green tube slide. Located at the top of the slide tower, crane needed to assist in replacement.	17,392	17,614	222	222	17,392	-	Contractor looking to install in May
Lower Huron	Turtle Cove lazy river VFD panels Repairs	Awaiting DTE Power quality assessment to determine if repairs or replacements are needed. This is for the control boards for two lazy river turbine motors at Turtle Cove.	15,000	-	-	-	-	-	Funded
Lower Huron	Turtle Cove Slide Tower and Support Structure Painting	Body slide and tube slide tower structure at Turtle Cove. Necessary for integrity of structure to resist chemical damage and rust build up.	70,000	-	-	-	-	-	Project slated to start in the fall after the facility closes for the season.

**Major Maintenance Status Report  
as of June 30, 2021**

Location	Project Title	Project Description	Original Budget Funding	Amended Budget	Year-to-Date Transactions	Life-to-Date Transactions	Life-to-Date Encumbrance	Remaining Budget	Project Status
Lower Huron	Lower Huron Upgrade Pump at Tulip Tree Comfort Station	Grinder pump upgrade for the comfort station that services both Tulip Tree and Walnut Grove Campground comfort stations.	15,000	-	-	-	-	-	Funded
Lower Huron	Lower Huron Replace Culvert on Bike Trail at LH South End	Replace culvert under the hike bike trail located near the south entrance of Lower Huron Metropark.	30,000	-	-	-	-	-	In construction
Lower Huron	Washago Pond Dam Repairs	Diver assessment of dam repair needed at Washago pond dam. Anticipating a short term repair and assessment for a more permanent long term repair.	15,000	-	-	-	-	-	Project targeted to start early summer
Lower Huron	ADA Cement Pad for Grills	Continuation of ADA upgrades at Lower Huron/Willow shelters. Cement pads extension of shelter cement pad for ADA grill.	20,000	-	-	-	-	-	
Hudson Mills	Golf Starter Building Roof Replacement	Replacement of flat roof section.	30,000	1,220	1,220	1,220	-	-	Bids came in high and project will be rebid next year.
Hudson Mills	Golf Course Pump Station Upgrades	Replacement pumps.	67,700	66,000	-	-	66,000	-	Under contract
Hudson Mills	Hike Bike Trail Reconstruction	Reconstruction of a section of shared use trail.	432,000	259,545	9,600	9,600	249,945	-	In construction
Stony Creek	ADA Accessibility Improvements	This will bring two additional shelters up to ADA standards including 12 ADA accessible tables and one large ADA grill per shelter.	30,000	-	-	-	-	-	Scheduled for fall
Stony Creek	Playground Mulch Installation	Annual mulch replenishment to meet safety requirements.	-	14,328	14,328	14,328	-	-	Project Complete
Stony Creek	Golf Course Culvert Installs for Water Drainage	Cut cart path and install culvert to eliminate wet areas.	20,000	-	-	-	-	-	Funded
Stony Creek	Eastwood Beach Entrance Road Spot Repairs	Spot repairs to entrance drive.	20,000	-	-	-	-	-	Funded
Stony Creek	Repaint Roadway & Hike Bike Paths	Address worst portions of trail and roadway.	20,000	-	-	-	-	-	Funded
Stony Creek	Stormwater Drainage Repairs on Culverts	Replace existing deteriorated culverts.	50,000	-	-	-	-	-	Funded
Willow	Hike Bike Trail Reconstruction-Oakwoods Connector to Chestnut Rd	Hike bike trail resurface and correct drainage issue between Oakwoods and Willow Metroparks.	151,000	144,847	12,344	12,344	122,195	10,308	In construction
Willow	Carpenter Shop Siding Replacement	Carpenter Shop Siding Replacement.	-	-	-	-	21,450	(21,450)	In construction
Oakwoods	Oakwoods Drainage repair for Sky-Come-Down trail	Nature trail has been flooded due to unknown reasons. Assessment and work for drainage resolution to this area.	35,000	-	-	-	-	-	Funded - project may not be needed
Willow	Willow Replace Vinyl Siding at Carpenter Shop	Exterior siding replacement for the Carpenter shop building located at the Willow Maintenance Service yard.	20,000	-	-	-	-	-	Funded
Willow	Willow Replace Culvert at Southside of Park - Washago to Pool Connector	Culvert repair/replacement located under the hike bike trail between the Willow pool and Washago Pond.	15,000	-	-	-	-	-	In construction
Lake Erie	Replacement of Failing Culvert	Culvert repair/replacement located under the main park road between maintenance service drive and Cove Point area.	43,440	102,268	87,468	102,268	-	0	Funded
Lake Erie	Roof Replacements at 4 Various Buildings	Roof shingle replacement (and other roof repairs as required) for the Lake Erie Foodbar, Wet Shop/Bathhouse, Pool Mechanical and Tot Lot bathroom buildings.	139,960	222,878	199,006	267,081	-	(44,203)	In construction
Lake Erie	Marina Building Use Evaluation	Marina Building Use Evaluation.	30,000	30,000	-	-	28,000	2,000	In Design
Lake Erie	Boat Launch Road Culvert Replacements	Main culverts under the road to boat launch replaced. Road surfacing to be completed at a later date.	60,000	-	-	-	-	-	Project complete
Lake Erie	Wave Pool Plaza Cement Work	Various sections of cement around wave pool plaza; to include a section of the hike bike path behind pool mechanical building.	60,000	-	-	-	-	-	Funded - anticipate fall construction
Lake Erie	Golf Maintenance Building Repairs	Repair/replace a wall, window and exterior siding of the Lake Erie golf course maintenance building.	15,000	-	-	-	-	-	Funded
Lake Erie	Marcite Repair at Shallow End of Wave Pool	Total replacement of the Wave pool shallow end marcite; roughly 12,500 sq ft.	188,000	-	-	-	-	-	Target to start towards the end of summer

**Major Maintenance Status Report  
as of June 30, 2021**

Location	Project Title	Project Description	Original Budget Funding	Amended Budget	Year-to-Date Transactions	Life-to-Date Transactions	Life-to-Date Encumbrance	Remaining Budget	Project Status
Wolcott	Replacement of Existing Pasture Fence	Replacement of animal pen fencing	23,792	82,832	23,792	82,832	-	0	Completed
Wolcott	Historic Mill Sprinkler System	Evaluation and possible repair of existing fire suppression system.	12,486	12,486	12,486	12,486	-	-	In review
Wolcott	Horse Barn Electrical Upgrades	Evaluation and repair of electrical system in horse barn.	-	15,725	-	-	15,725	-	Completed
Wolcott	Fill in Raceway at Mill	Project to look at filling in the raceway beneath the Mill.	80,000	-	-	-	-	-	Currently being evaluated
Indian Springs	Dome Polishing & Seal Replacement	Polishing and resealing of the interior and exterior surface of the underwater dome.	89,235	256,351	118,290	244,931	3,078	8,341	Project substantially completed
Indian Springs	Splash Pad Programming & Hardware Updates	Replacement and upgrades to the control software and hardware for the splash pad.	21,900	23,269	23,269	23,269	-	-	Work substantially complete. Final calibration once facility is up and running.
Indian Springs	EDC Flooring/Painting of Dome Area	Replacement carpeting and painting of concrete in the underwater dome.	20,000	-	-	-	-	-	Work targeted to start in May
Huron Meadows	Golf Starter Building Roof Replacement	Replacement of the existing shingle roof on the starter building.	75,000	8,211	8,211	8,211	-	-	In design
			<b>\$ 3,594,074</b>	<b>\$ 2,128,645</b>	<b>\$ 918,389</b>	<b>\$ 1,201,679</b>	<b>\$ 989,268</b>	<b>\$ (62,302)</b>	



To: Board of Commissioners  
 From: Mike Henkel, Chief of Engineering Services  
 Project No: 504-21-1121  
 Project Title: Bids – Farm Center Walk Replacement  
 Project Type: Capital Improvement  
 Location: Kensington Metropark  
 Date: July 7, 2021

Bids Received: June 28, 2021

**Action Requested: Motion to Approve**

That the Board of Commissioners award Contract No. 504-21-1121 to the low responsive, responsible bidder, Birmingham Sealcoat, in the amount of \$142,802.69 as recommended by Chief of Engineering Services Mike Henkel and staff.

**Fiscal Impact:** The project is under budget in the amount of \$7,197.31.

**Scope of Work:** The project will provide reconstruction of approximately 650 feet of 10-foot-wide asphalt walkway, including the removal and installation of culverts, a concrete walkway, bench pads, site grading and restoration.

**Background:** The existing walkway is deteriorated, uneven and needs to be replaced. The walkway surface is over 20 years old. The walking path provides accessible walkways for the public to view different animals in pastures and pens at the farm center.

<u>Contractor</u>	<u>City</u>	<u>Amount</u>
1. Birmingham Sealcoat DEI           Local   x           Wage   x	Oxford	\$142,802.69
2. Dave's Contracting DEI           Local   x           Wage   x	Dearborn	\$189,345.00
3. Best Asphalt DEI           Local   x           Wage   x	Romulus	\$211,229.00
Budget for Contract Services		
• Farm Center Replace Sidewalks		\$150,000.00
Work Order Amount		
• Contract Amount Birmingham Sealcoat		\$142,802.69
• Contract Administration		<u>\$ 6,000.00</u>
○ Total Proposed Work Order Amount (Rounded)		\$148,803.00

*This project was reported and publicly advertised in the following construction reporting outlets: Michigan Inter-governmental trade network, MITN; Construction Association of Michigan, Construction Connect, Washtenaw Contractors Association, Builders Exchange of Lansing and Central Michigan.*





To: Board of Commissioners  
From: Amy McMillan, Director  
Project Title: Update – Purchases over \$10,000  
Date: July 7, 2021

**Action Requested: Motion to Approve**

That the Board of Commissioners receive and file the update for purchases over \$10,000, up to, and including \$25,000 as submitted by Director Amy McMillan and staff.

**Background:** On May 9, 2013, the Board approved the updated financial policy requiring the Director to notify the Board of purchases exceeding \$10,000, up to, and including \$25,000.

The following list contains purchases exceeding the \$10,000 threshold:

<u>Vendor</u>	<u>Description</u>	<u>Price</u>
1. Holbrook’s Roofing Company	Vinyl Siding Installation Carpenter Shop Willow Metropark	\$21,450.00





To: Board of Commissioners  
From: Amy McMillan, Director  
Project Title: Purchases – Total Spent and Vendor Locations  
Date: July 7, 2021

**Action Requested: Motion to Receive and File**

That the Board of Commissioners receive and file the update for the monthly Total Spent and Vendor Locations as submitted by Director Amy McMillan and staff.

**Background:** Each month the Purchasing Department summarizes the total amount spent on Capital Equipment purchases, major maintenance and park projects and includes the location of vendors, either within or outside the Metroparks five-county region as well as the effect of DEI, living wage and the Metroparks local preference policy.

**Attachment: Award Requests**

**Award Request for July 2021**

<b>Vendor</b>	<b>Vendor Location</b>	<b>Description</b>	<b>Park Location</b>	<b>Total Request</b>	<b>5-County Area</b>	<b>Greater Michigan</b>	<b>Outside Michigan</b>	<b>Effect of DEI, Living Wage &amp; Local Preference Policy</b>
Spartan Distributors	Auburn Hills, MI	Ventrac Tractor per ITB 2021-036	Stony Creek	\$ 32,578.39	\$32,578.39			
Tom Ward and Sons	Casco, MI	Golf Course Drainage Work per ITB 2021-035	Stony Creek	\$ 27,250.00		\$27,250.00		
		Huron Meadows Trail Connections Feasibility Study per RFP P-900-21-024	Huron Meadows					
Graph-X Signs and Designs Inc	Plymouth, MI	Production of 2022 Annual Permits	All	\$31,157.00	\$31,157.00			
<b>Totals</b>				<b>\$ 90,985.39</b>	<b>\$ 63,735.39</b>	<b>\$ 27,250.00</b>	<b>\$ -</b>	
<b>Percent of Total Award Request</b>					70.05%		0.00%	



To: Board of Commissioners  
From: Heidi Dziak, Senior Buyer  
Project No: ITB 2021-036  
Project Title: Purchase –Ventrac Tractor  
Location: Stony Creek Metropark  
Date: July 7, 2021

**Action Requested: Motion to Approve**

That the Board of Commissioners approve the purchase of a Ventrac tractor for a total amount of \$32,578.39 from Spartan Distributors of Auburn Hills, Michigan, the low responsive, responsible bidder for ITB 2021-036 as recommended by Senior Buyer Heidi Dziak and staff.

**Fiscal Impact:** Funds will come from savings on other purchases in the Board approved 2021 Capital Equipment budget. The purchase will total \$32,578.39 and is available in the budget.

**Scope of Work:** Furnish and deliver one (1) Ventrac tractor with three attachments: a tough cut mower attachment, a swivel wheel kit attachment, and a blower attachment.

**Background:** The proposed purchase was competitively bid and the ITB was posted on the Michigan Intergovernmental Trade Network (MITN) site, which provided notice to 51 vendors, of which six vendors downloaded the ITB.

The new equipment will be used to cut down and control the growth of thick brush on sloped terrain in Stony Creek Metropark, particularly along the dam where removal of unwanted brush has been difficult.

<u>Vendor</u>	<u>Location</u>	<u>Price</u>
Spartan Distributors	Auburn Hills, MI	\$32,578.39*
Weingartz Supply Company	Utica, MI	\$33,809.42
The Safety Company dba MTech Company - offering RC Mower TK-52XP	Oakwood Village, OH	\$55,950.00

(\* Indicates recommended award.



To: Board of Commissioners  
From: Rebecca Franchock, Chief of Finance  
Subject: Report – June Financial Review  
Date: July 7, 2021

**Action Requested: Motion to Receive and File**

That the Board of Commissioners receive and file the June Financial Review as submitted by Chief of Finance Rebecca Franchock and staff.

**Attachment: Financial Review**



# HURON-CLINTON METROPARKS JUNE FINANCIAL RECAP

June 2021

Administrative Office  
13000 High Ridge Drive  
Brighton, MI 48814



[METROPARKS.COM](https://www.metroparks.com)



# TABLE OF CONTENTS

Executive Summary . . . . .	4
Administrative Revenue . . . . .	6
Park Operating Revenue . . . . .	7
Expense . . . . .	11

# EXECUTIVE SUMMARY

## JUNE 2021 FINANCIAL RESULTS

For the month of June 2021, vehicle entries declined in comparison to 2020, 2019 and the three-year average. This is reflected in a decline in total park operating revenue for the month lead by a decline in toll revenue. Golf revenue continued to be strong, outpacing 2020, 2019 and the three-year average. Year-to-date, park operating revenue remains ahead of prior years. Up \$2.6 million when compared to 2020 and \$3.1 when compared to 2019.

Administrative office revenue has declined YTD by \$225,000. Recognized tax revenue is up by \$1.3 million and collections in June were good. Currently 95.3 percent of tax revenue has been received. General fund grant revenue is much lower than 2020 as the SAW grant program final payments were received that year. Most grant payments are now normally part of the capital project fund. Other administrative office revenue shows decline due to a large payment received in 2020 from Consumers Energy that will not repeat this year.

At the half way point in the year, permit sales data seems to indicate that a portion of the earlier increases in annual permits sales was more of a shift than an overall increase. June annual permit sales declined by 37 percent from 2020 and 24 percent from 2019. Daily permit sales for June fell 28 percent below 2020 and were about even with 2019. Whether this is indicative



of this June's less than perfect weather or the public moving back to other activities as the COVID restrictions are lifted remains to be seen.

Comparing the daily trade-up program, June 2021 numbers are lower than June 2020 as less than 1,800 permits were traded in, compared to 4,200 last June. Year-to-date the trend is the same. As of the end of June 2020 there had been 7,787 daily permits traded up. This year, the year-to-date number is 4,685, a decline of almost 40 percent.



Overall, year-to-date general fund expenditures are up just under \$2.0 million or 7.8 percent higher than 2020. The largest growth is again in park operations where expense totals have increased by \$1.4 million or near ten percent. When the comparison is made against 2019 numbers, overall general fund expenditures have increased by \$1.7 million (6.7 percent). The largest increases being in funding for the capital project fund, up \$500,000 and major maintenance projects, up \$700,000. Increases in park operations and the administrative office



are modest, just one to two percent.

While this report focuses on June and YTD data through June 30, 2021, the 4<sup>th</sup> of July weekend is often one of the busiest of the year. Comparing the highest five consecutive days including the holiday from 2021, 2020 and 2019, this year produced the least revenue,

down 4.3 percent from 2020 and 15.7 percent from 2019. Narrowing to the three highest revenue days 2021 beats 2020 but still lags 2019.

Daily Park Operating Revenue						
2021	Thursday 7/1	Friday 7/2	Saturday 7/3	Sunday 7/4	Monday 7/5	Total
	64,141	101,909	<b>173,545</b>	<b>237,757</b>	<b>183,202</b>	760,554
2020	Wednesday 7/1	Thursday 7/2	Friday 7/3	Saturday 7/4	Sunday 7/5	
	119,311	115,085	<b>169,227</b>	<b>197,432</b>	<b>193,730</b>	794,785
2019	Thursday 7/4	Friday 7/5	Saturday 7/6	Sunday 7/7	Monday 7/8	
	<b>284,722</b>	133,653	<b>171,124</b>	<b>224,052</b>	88,838	902,389

*Highest three days are highlighted and bolded*

Six months into 2021 COVID restrictions have essentially been lifted. The Metroparks have been able to open and operate most of our facilities. A shortage of lifeguards continues to limit our ability to open all aquatics facilities fully. Staff are creatively and aggressively tackling this challenge. While record breaking monthly revenue did not continue this month the financial outlook for the parks continues to be extremely positive. Expenses are on track with where we would expect to be, and revenue still exceeds expectations on a year-to-date basis.

Finally looking at percent of park operating revenue earned, as of the end of June we would typically hope to have a little less than fifty percent of our operating revenue budget earned. At the end of June this year, we have earned close to sixty-two percent of budget.

# ADMINISTRATIVE REVENUE

Metroparks administrative revenue consists of all revenue sources that are not generated directly by park operations. Tax revenue accounts for the majority and the single largest source of revenue for the Metroparks.

2021 Property tax revenue is expected to increase by \$1.3 million from the prior year. As noted earlier collections are in line with expectations.

Interest revenue showed a positive bump this month. Please do not let that mislead you. Interest rates continue to be suppressed with renewal CD rates in the range of 10 to 33 basis points. The bump was the result of older CD's maturing as well as some agencies being called. As noted earlier, administrative revenue declined due to a large \$450,000 payment that was received in 2020 related to the Consumers Energy pipeline easement as well as a large grant payment received in 2020. Neither are to be expected to repeat this year.

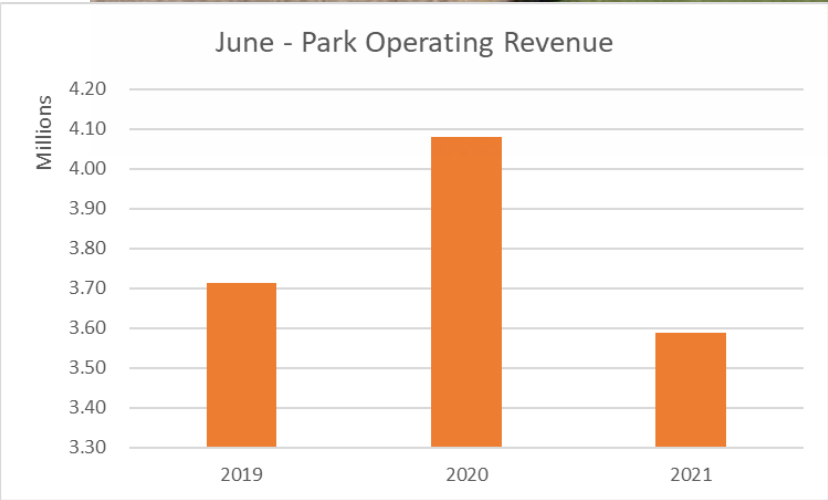
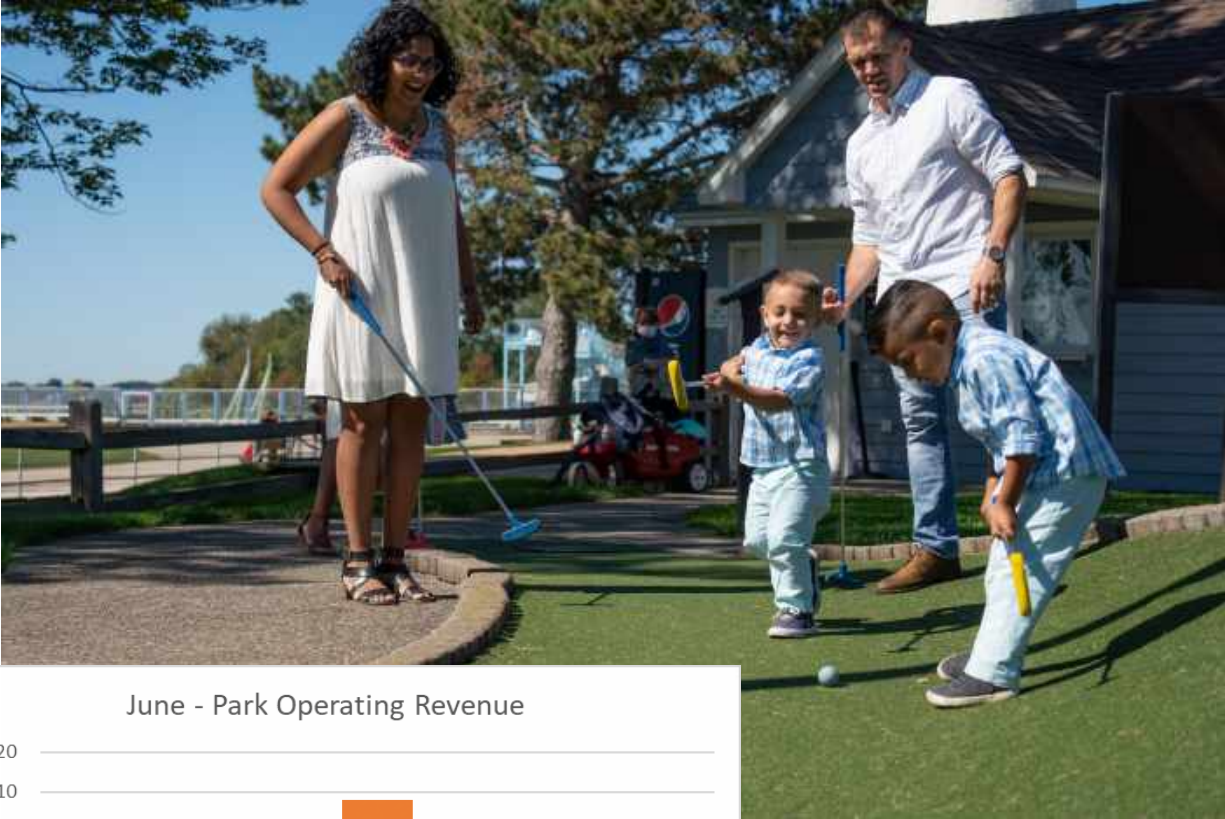


# PARK OPERATING REVENUE

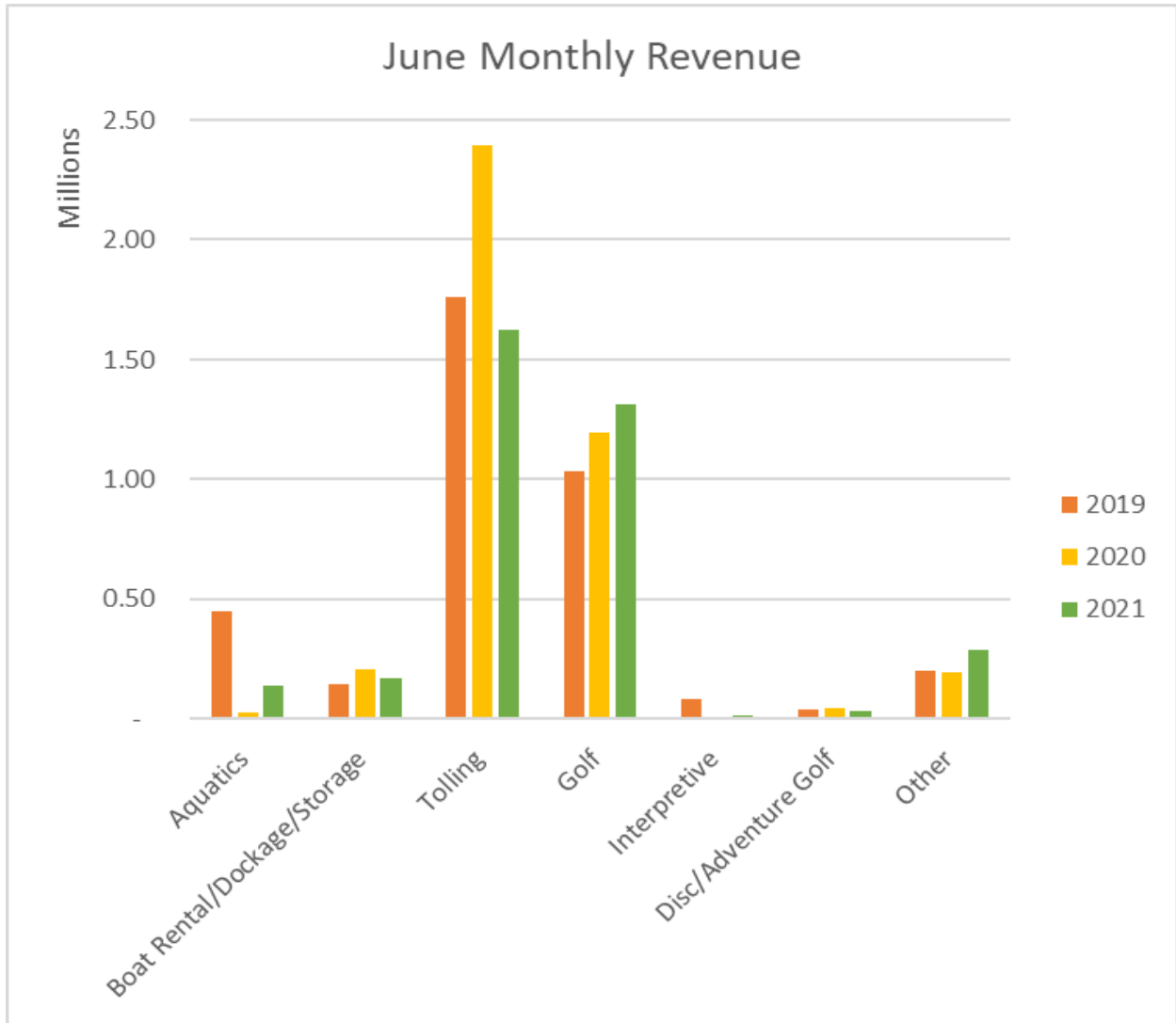
## BY ACTIVITY

To make more sense of the data this month we will continue sharing comparisons for data from 2019, 2020 and 2021. This provides a pre-pandemic benchmark to compare to as well as comparing within different points of the pandemic between last year and this.

Parks generated over \$3.58 million revenue during June 2021 compared to \$4.08 million in 2020 and \$3.71 million in 2019.



For June tolling again produced the most revenue, however the \$1.6 million generated fell below both the 2020 and the 2019 numbers. On plus side, our second most significant revenue source, golf, continues to improve. June 2021 golf revenue exceeded \$1.3 million. This is \$100,000 higher than 2020 and nearly \$300,000 higher than 2019. Aquatic facilities are still somewhat limited this June but were able to begin to serve the public again and generated \$140,000. This improvement is still considerably less than the \$450,000 earned by aquatics in June 2019.

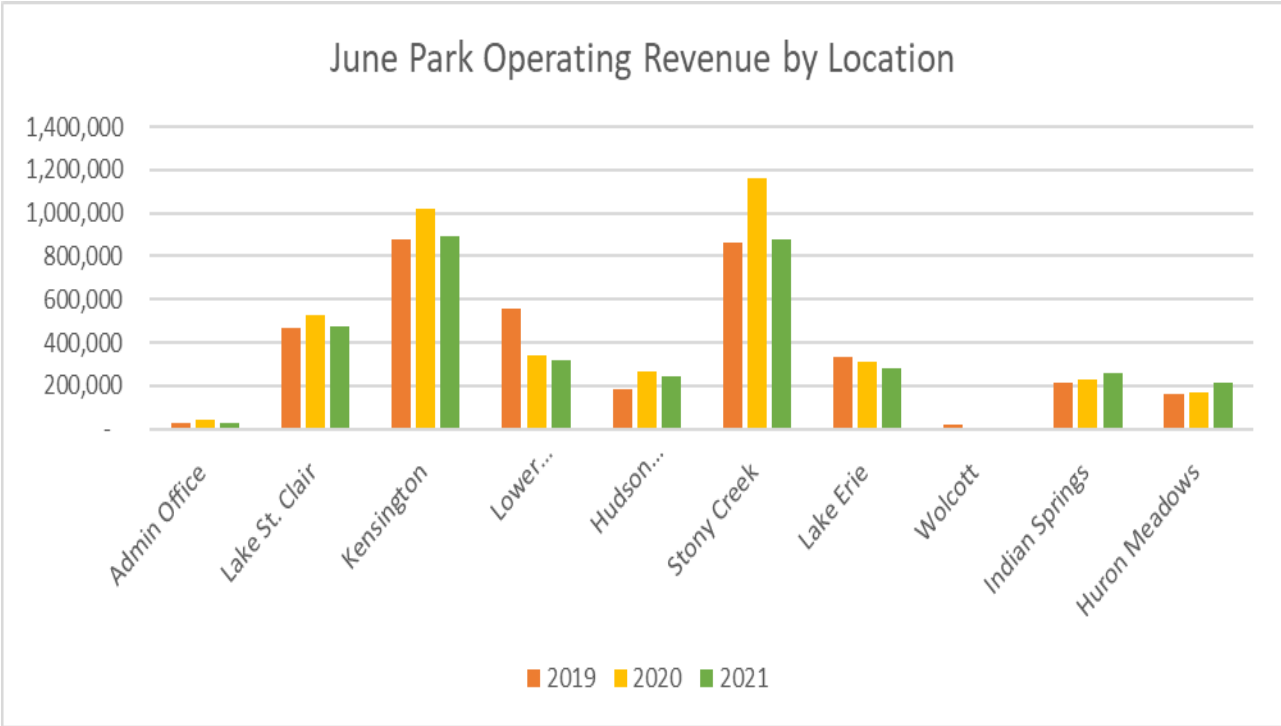


Shelter Rental although below the pre-pandemic level. Boat rental/Dockage fees were above 2019 but below 2020. Disc and Adventure Golf revenue dropped below both 2020 and 2019 and interpretive revenue sources are unfortunately still lagging significantly behind the pre-pandemic periods

# BY LOCATION

Examining park operating revenue by the location, we continue to see that just as the pandemic has had uneven impacts across activity types, it has also impacted each of the individual Metroparks locations differently as well.

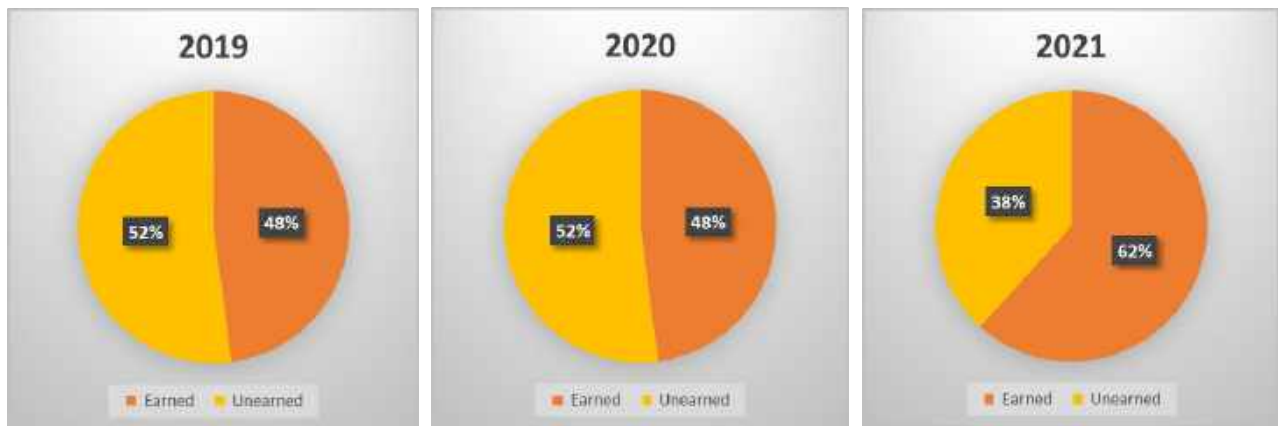
Looking at the chart below, most locations June revenue declined from June 2020. The exceptions are Indian Springs and Huron Meadows. At both these locations golf is the primary revenue generator.



Comparing attendance data between 2021 and 2020, vehicle counts for June reflect declines at all locations except Wolcott Mill. Stony Creek had the greatest decline. Down by 39,311 vehicles or 42 percent. Kensington attendance dropped by 25,788 vehicles or 26 percent. Overall, all parks declined by 106,699 or 26 percent. Comparing June 2020 to a three-year average result in a more modest decline of just 19,530 vehicles or 4.6 percent.

Looking at year-to-date revenue. As noted earlier in this report and in last month's update, the parks continue to exceed a typical year in revenue generation. The pie charts have been updated to compare the amount of revenue earned at the end of June to the budgeted revenue not yet earned. At the end of June in pre-pandemic 2019 and 2020 we were consistently around 48 percent of operating revenue earned. This year, even with the dip in June we have generated at 62 percent of budgeted operating revenue earned.

In March I noted that we were over \$1.0 million ahead of where we would typically expect to be for park operating revenue. April we were over \$2.0 million ahead. We are now \$3.0 million ahead. Although June numbers declined against 2020 and 2019, year-to-date the system is still well ahead of prior years' revenue numbers. There is nothing in the data so far that is worrisome, and I fully expect 2021 to be a very strong operating revenue year for the Metroparks.



# EXPENSES

## ADMINISTRATIVE OFFICE

Overall, year-to-date Administrative Office expenses are ahead of 2019 by \$95,000 and ahead of 2020 by \$299,000. The increase is primarily in equipment (up \$26,700) and outsourced professional services (up \$310,000). \$18,000 of the increase in equipment is directly linked to additional computer equipment in anticipation of a partial return to work. Some employees currently are 100 percent work from home with their equipment relocated from the office. We anticipate that these employees will be returning to work primarily at the office but will retain a portion of their work week remotely requiring additional equipment. The increase in professional services is in several areas, the largest being information technology costs associated with RecTrac cloud services, as well as IT system security and redundancy improvements.

Administrative Office Year-to-Date Expense			
	2019	2020	2021
Wages and Benefits	\$ 3,180,790	\$ 3,130,756	\$ 3,123,495
Operating Supplies	98,512	75,571	56,730
Equipment	86,580	34,774	58,426
Professional/Outsourced Services	784,066	728,715	1,026,666
Insurance	101,784	122,161	99,820
Utilities	58,198	48,616	74,268
Other	78,956	43,827	44,474
	\$ 4,388,886	\$ 4,184,421	\$ 4,483,879

## MAJOR MAINTENANCE AND CAPITAL

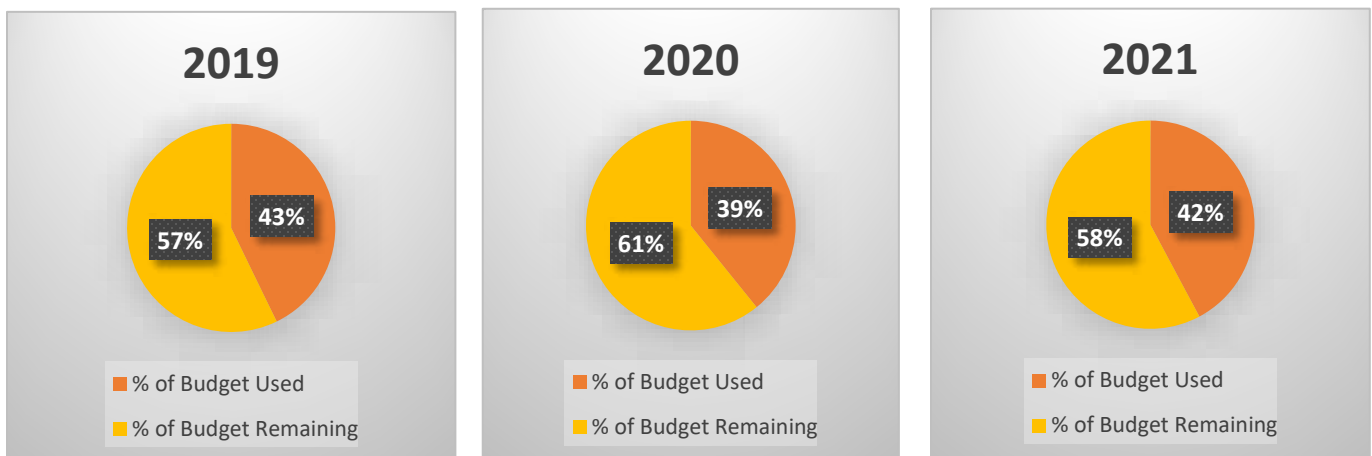
As of the end of June, 90 percent of capital equipment purchases have been either received or contracted for. Approximately half of the major maintenance projects have been at least contracted for with half of those contracts paid. Expenditures for the month for equipment totaled \$411,000 and expenditures for major maintenance projects totaling another \$402,000.

## PARK OPERATIONS

Overall, year-to-date park operation expense is marginally above the 2019 year-to-date level. When comparing to 2020, there is a more significant increase as the 2020 numbers were suppressed by the parks response to COVID-19. Looking at individual parks the variance between 2021 and 2019 (pre-COVID) numbers, there are swings ranging from a decrease of \$248,000 to an increase of \$173,000. The most significant single item creating a variance was the purchase of a fleet of golf carts at Indian Springs in 2019 that was not repeated in 2021. Removing this change park operations expenses a more expected three percent. Comparing wages/fringes which make up more than seventy percent of park operation costs, the increase in 2021 compared to 2019 is just 0.7 percent. Non-wage costs reflect an increase of 2.7 percent year-to-date.

Looking at expense by activity, aquatic facility expenses are 44.4 percent below the 2019 level down by \$293,000. Interpretive expenses are also suppressed by 3.1 percent or \$66,000. On the other side of the coin, Golf Tolling and general park maintenance costs have all increased.

In general, the parks work diligently to efficiently utilize their funding to produce the greatest impact for the public. At the end of May we have used 42.2 percent of the annual budget, in 2020 the amount was 39.2 percent but in 2019 we were closer to the level we are at in 2021, 42.8 percent. Seeing the parks responsiveness to the current situation in these expense fluctuations is really evidential of park staff's commitment and focus on producing the most benefit to the public at a reasonable cost. I would anticipate that the Metroparks operations will again produce neutral or positive variances to budget at year end.









To: Board of Commissioners  
From: Rebecca L. Franchock, Chief of Finance  
Subject: Appointment – Pension Committee/Retiree Health Care Trust Board  
Date: June 29, 2021

**Action Requested: Motion to Approve Recommendation**

That the Board of Commissioners appoint a new “at large” Board member to the Authority’s Pension Committee and Retiree Health Care Trust Board as requested by the Pension Trustee and Retiree Health Care Trust Administrator, Rebecca Franchock.

**Fiscal Impact:** None

**Background:** There are seven (7) members required on the Pension Committee and the Retiree Health Care Trust Board. These members are listed in the plan documents as:

- Chairman of the Board of Commissioners
- Two (2) “at large” Board of Commissioners
- Metroparks Director
- POAM representative
- Employee Association representative
- Retiree representative

With the recent changes that have occurred in the Board of Commissioners, an “at large” Board of commissioner position is vacant. The term of service, once appointed, coincides with their service on the Board of Commissioners, up to a six-year term.

The next scheduled Pension Committee and Retiree Health Care Trust Board meeting will be held Aug. 12 at 10:30 a.m. at the Thomas Welsh Activity Center in Lake St. Clair Metropark. An appointment at the July meeting will provide for the position to be filled in time for this meeting.



To: Board of Commissioners  
From: Amy McMillan, Director  
Subject: Approval – Oakland County Combo Pass Agreement  
Date: July 7, 2021

**Action Requested: Motion to Approve**

That the Board of Commissioners approve the 2022 agreement for the pricing and pricing split for the Oakland County Parks and Huron-Clinton Metroparks joint pass as recommended by Director Amy McMillan and staff.

**Background:** The Metroparks has partnered with Oakland County offering a combination Metroparks/Oakland County annual permit for the past several years. For 2022, the combination permit price will remain the same at \$64.



To: Board of Commissioners  
From: Danielle Mauter, Chief of Marketing and Communications  
Subject: Approval – Printing 2022 Annual Permits  
Date: July 7, 2021

**Action Requested: Motion to Approve**

That the Board of Commissioners approve the award for printing 2022 annual permits to Graph-X, in an amount not to exceed \$31,157 as recommended by Chief of Marketing and Communications Danielle Mauter; Chief of Finance Rebecca Franchock, Senior Buyer Heidi Dziak and staff.

**Fiscal Impact:** \$26,800 was included in the 2021 budget to purchase permits. The additional funding needed is available within park operating budget line items.

**Background:** Given the lead time and current difficulty in securing material, we did not seek bids for printing the 2022 permits. We recommend awarding to Graph-X, located in Plymouth, MI, for printing of:

- 230,000 Vehicle Annual Passes
- 5,500 Metroparks/Oakland County Combo Annual Passes
- 3,900 Employee Annual Passes
- 7,600 Vehicle/Boat Combo Annual Passes
- 6800 Boat Annual Passes
- 400 Summer Boat Dry Storage Permits
- 135 Winter Boat Dry Storage Permits

Quantities calculated using historical sales data. Graph-X has printed Metroparks annual passes in 2019 and 2020 and has demonstrated satisfactory print quality and delivery for the unique requirements of Metroparks passes.



To: Board of Commissioners  
From: Mike Lyons, Deputy Director  
Project No: ITB 2021-035  
Project Title: Bids – Golf Course Drainage Work  
Location: Stony Creek Metropark  
Date: July 7, 2021

**Action Requested: Motion to Approve**

That the Board of Commissioners approve drainage work at Stony Creek Metropark Golf Course in the amount of \$27,250 to Tom Ward and Sons of Casco, Michigan, the low responsive, responsible bidder for ITB 2021-035 as recommended by Deputy Director Mike Lyons and staff.

**Fiscal Impact:** \$20,000 was included in the 2021 Major Maintenance budget. The additional funding needed will come from the Major Maintenance fund.

**Scope of Work:** Install and repair drain lines at the Stony Creek Metropark Golf Course.

**Background:** The proposed purchase was competitively bid and the ITB was posted on the Michigan Intergovernmental Trade Network (MITN) site, which provided notice to 298 vendors, of which 31 vendors downloaded the ITB.

<u>Vendor</u>	<u>Location</u>	<u>Price</u>
<a href="#">Tom Ward &amp; Sons</a>	<a href="#">Casco, MI</a>	<a href="#">\$27,250.00*</a>
KLM Scape and Snow LLC dba KLM Landscape	Armada, MI	\$36,000.00
Anglin Civil LLC	Livonia, MI	\$80,000.00

*(\*) Indicates recommended award.*



To: Board of Commissioners  
From: Danielle Mauter, Chief of Marketing and Communications  
Subject: Report – June Marketing Update  
Date: July 7, 2021

**Action Requested: Motion to Receive and File**

That the Board of Commissioners receive and file June 2021 Marketing Report as recommended by Chief of Marketing and Communications Danielle Mauter and staff.

**Attachment: Marketing Update**



# HURON-CLINTON METROPARKS MARKETING REPORT

June 2021

Administrative Office  
13000 High Ridge Drive  
Brighton, MI 48814



[METROPARKS.COM](https://www.metroparks.com)

# JUNE 2021

## June Recap

### *Summer TV/Video Commercial Filming Report*

Filming for approved set of TV/Video commercials for golf, gatherings and water activities took place the week on June 14. Factory Detroit and their crew were on site for three days of filming for the remainder of our summer TV/Video commercials. If you weren't closely involved with the project, you may not realize what goes into creating our creative pieces, so I wanted to give everyone a summary of our experience.

First off, volunteers really helped us capture the message we were looking for in our three commercials. We needed a lot of people to appear on camera. We opened it up to the public via our email subscriber list and in two hours had filled our spots. In another two hours we have a waitlist of 300 additional people interested. The volunteers that showed up for filming received an annual pass for helping us out, and in total we had about 220 people on camera across three days. In the appendix at the end of this report you can find some comments we received back from those public participants who really enjoyed themselves (and nice comments from Factory about their experience with staff as well). The expressions you will see in photos and video were sincere and real and it made it really fun to be around. We even had a reporter volunteer who also wrote a story about the experience! [https://www.macombdaily.com/local-news/volunteers-take-their-shot-at-fleeting-fame-in-huron-clinton-metroparks-commercials/article\\_14192956-cee2-11eb-a465-b71af0a56058.html](https://www.macombdaily.com/local-news/volunteers-take-their-shot-at-fleeting-fame-in-huron-clinton-metroparks-commercials/article_14192956-cee2-11eb-a465-b71af0a56058.html)

Secondly, the park and maintenance staff had the parks looking FANTASTIC. We would not have been successful if not for the coordination and assistance of the staff in all the parks we were at. It came across on camera as making us look like the best place to be in Southeast Michigan, and I can not thank staff enough for all of that hard work and for accommodating the crew and for getting the parks ready. It really paid off.

We started the shoot off on Monday, June 14 at Stony Creek Metropark – early in the morning at 6am at the golf course. It was rainy with some thunder and lightning, which delayed filming, but the crew and talent were all patient and in good spirits. We waited out the rain and were able to film between showers and capture everything we set out to at that park.

On Tuesday, June 15 we moved to Kensington where the weather gods graced us with PERFECT mild sunny weather that made filming both beautiful and comfortable for another full day of filming 6am – 6pm. We visited the golf course, Splash n Blast, shelters and the river.



On Wednesday, 6/16 we wrapped up at Willow and Lower Huron with another perfect weather day and large groups of diverse visitors in the pool, shelters and staged gatherings and just regular summer fun. This was my favorite day for one simple fact – the kids. We had a group of volunteer kids in Willow Pool that came from all over the region. None of them knew each other ahead of time, but they were all so excited to play with each other and you can really see it in what was captured. Even the parents were enjoying watching the kids.

Marketing staff were on site with Factory through filming to help coordinate volunteers appearing on camera and to capture photos and video clips to use on social media, the website and other marketing pieces. A sneak peek at photos is also included in the appendix at the end of this report.

As for the finished product – we expect to have finished commercials by late July so they can go into rotation still this summer. We are very excited to share those with everyone as soon as we can!

## Update on Each of the 2021 Marketing Goals

### **1. *Continue increasing awareness and understanding of the Metroparks brand and identity***

Ongoing goal. Small signs of improvement can be seen by increases in attendance and engagement on social and mainstream media.

### **2. *Maintain at least 20% of the attendance increase that was seen in 2020 as measured by overall car counts. This will result in a total of 3,028,358 vehicles through the gates in 2021.***

Car counts continue to be higher than average. Actual numbers are provided in the board stats at the end of the packet.

### **3. *Increase 2021 annual pass sales by 5% to a total of 199,511 2021 annual passes sold.***

Sales of all Annual Pass types was at 125,743 at the end of April. This is a large increase compared to the same time period in 2020 = 78,536 and 2019 = 76,735. It is too soon to tell if this is a trending increase or instead a shift of annual pass users purchasing earlier in the year than they typically would. We are continuing to work with Finance and Operations to track this information on an on-going basis. Annual pass sales at the end of June will be analyzed to have a better understanding of the possible trend.

**4. Collaborate with Planning and Development and Information Technology departments to establish regular reporting and evaluation of marketing performance data**

The June board packet included the scan data report compiled by the Planning and Development department with a review of first quarter attendance and ZIP code reports. Marketing will work with Planning and Development and IT to put together a joint report at the end of summer that overlays marketing placements with attendance data. In between, marketing will continue working with IT and planning to improve reporting and to use interim numbers to guide decision making.

**5. Develop a more comprehensive understanding of the visitor experience of the Metroparks.**

Evaluation tools for public programming were finalized in March. All Eastern District programming participants began receiving automated emails through RecTrac starting April 1. These emails included links to the surveys to provide feedback on every public program. Other districts programming participants began receiving automated emails through RecTrac on May 1. This coincided with RecTrac implementation.

Teacher programming evaluations as well as evaluations from children and incentives to encourage survey completion are being discussed in July to continue moving the conversation forward.

**6. Increasing attendance from City of Detroit Zip codes, increase community engagement within the city of Detroit and Other Marketing and Communication Goals Established with the Detroit Riverfront Conservancy Partnership**

The results in the scanning data report are being monitored for changes in annual pass usage from city of Detroit visitors as well as daily pass visit information.

**6B. Increase annual pass visits from city of Detroit zip codes by 20% as measured by annual pass scans.**

The 2021 scan data will be the first year where the Metroparks have a solid base of both daily and annual pass scans. Comparison year-over-year will have to look specifically at annual pass scan comparisons as the daily pass scan data won't have a good base to compare to. The first look at that was in the first quarter scan data report that Planning presented to the board in June.

**7. *Increase summer attendance from underserved, equity population zip codes (as measured by daily and annual pass scans) by at least 5% as compared to 2020.***

See zip code report included in packet as put together by Planning and Development department. The 2021 scan data will be the first year where the Metroparks have a solid base of both daily and annual pass scans. Comparison year-over-year will have to look specifically at annual pass scan comparisons as the daily pass scan data won't have a good base to compare to.

**8. *Use RecTrac and scanning data to establish a set of attendance baselines to measure against in future years.***

Marketing will be working with IT to set up reports to look at summer season attendance numbers and demographics at Interpretive programs as well as annual passes, daily passes, event rentals and golf. Setting baselines is something that needs to happen seasonally and after the full system RecTrac implementation in Apr/May.

**9. *Increase Family reunions/picnics/events booked in the parks by at least 3 percent from \$373,500 to at least \$384,705 by end of 2021 (when it is safe to do so)***

Campaign pieces for this communication effort began running on March 22. Our campaign thus far has been split into three main arms: Weddings, Family gatherings (reunions, etc.), and ½ off weekday rentals. Our soon to be completed TV/Video commercial about gatherings will also begin running and catch late season rentals. At the end of April, event rental revenue was approximately \$191,463.

**10. *Maintain at least 20% of the increase in golf rounds played in 2020. This would be a total of 201,371 rounds played in 2021.***

Radio, social media and digital campaigns around golf started April 1. Current golf rounds are included in the board packet stats at the end of the packet.

**11. *Increase attendance at aquatic facilities through use of consistent messaging, special promotions, pop-up pricing and dynamic pricing (feasibility dependent on pandemic restrictions)***

Will be reported on during summer season. Use of promotions and discounts depends on capacities and operating details this summer. So far, limited capacities have not allowed us to leverage pop-up and special pricing. As restrictions have lifted, staff will continue monitoring if special promotions are needed to increase pool attendance.

**12. Increase Instagram followers by 50% over 2020 to 4,120 total**

Currently at 3,398 followers and growing.

**13. Increase Facebook followers by 20% over 2020 followers from 17,573 to 21,088 followers by end of 2021**

Currently at 20,160 followers and growing.

**14. Increase average Facebook engagement by 100% to 494,592 engagements by end of 2021**

Year to date we have had 90,268 daily engaged users. This has led to approximately 188,738 engagements through June 16.

**15. Increase Instagram engagement by 20% to 19,033 engagements by end of 2021**

9,607 engagements so far this year.

**16. Improve marketing email metrics by cleaning up email lists, continually building utilizing RecTrac and sending more targeted and relevant messages.**

Year to date we have an open rate of 21% and a click through rate of 8%. Both of which are higher than industry averages.

**17. Maintain positive media relationships that were fostered during 2020 and continue building stronger and new relationships with media outlets.**

In June we continued coordinating with media on summer topics. The major press releases sent to our full media contact list included:

- Second date of MDHHS Covid-19 testing site at Lake St. Clair Metropark
- Maple Beach Playground Ribbon Cutting and inviting media to the event
- Metroparks Financial Audit results
- Turtle cove and Nature Centers opening and Lake Erie Wave pool in need of Lifeguards

In addition to press releases, we fielded several media calls and requests throughout June including a request from Macomb Daily to write a story about our summer commercial filming; WDIV filming a Tour de France sports promo in Kensington; Metromode who was writing a feature story on accessibility in parks; Fireworks questions; a request to feature the summer concert series at Stony Creek on Shelby TV; and we also monitored and responded to media coverage/response to comments made by Livingston County Board Chair regarding DEI efforts and the partnership with Detroit Riverfront Conservancy.

**18. Continue building library of high-quality owned images and videos utilizing a combination of local photographers and internal staff.**

Marketing staff working with park staff to schedule future photography dates to fill gaps in current photo library. Staff were on site during summer commercial filming capturing still photos and videos to add to the library.

**19. Outreach and relationship building – The Metroparks marketing department and/or Director will meet with at least one new group or organization per month (12 over the year). Additionally, marketing staff will bolster efforts of increasing attendance from the city of Detroit and underserved areas by creating or attending at least one additional community outreach opportunity in each of the five counties (5 in total) over the year (in addition to the previously mentioned efforts specifically with the Detroit Riverfront Conservancy).**

Interpretive Department Outreach Interpreters began visiting the Detroit Riverfront as part of events with the partnership agreement with DRFC.

**20. Make coordination with Human Resources department and Chief of Diversity, Equity and Inclusion to create open position campaigns part of our normal ongoing operations. Continue increasing number of qualified applicants for both seasonal and full-time job applications.**

Continuing to work with HR to push out information about summer hiring as parks continue to fill open positions as well as full time positions as they are posted. Made another push for lifeguards at Lake Erie Metropark as part of a press release about water facility changes and openings.

**21. Continue working across departments to continue or complete multiple projects that were started in 2020.**

This work is ongoing. A couple of projects to note include the website restage project detailed in the April and May marketing reports that is anticipated to launch in late summer. Also, park maps and brochures are in process of being updated across the system. Marketing is continuing to coordinate on programming evaluations in ensuring those surveys are created and shared and marketing staff are working closely with Interpretive, IT and Operations to collect, proof and publish programming and event information for July – Sept.



# APPENDIX

Included here are the public comments and a sample of photography from the commercial filming for three Metroparks TV/video commercials about gatherings, water activities and golf.

## *Factory Detroit Comments about Filming*

Danielle,

Now that we're all back in the office and recuperated (mostly) from this week's shoot, I wanted to drop a note thanking you and the extended team at the Metroparks for making those three days such a success.

Your facilities people and park managers were awesome. The golf courses looked great. Grass was freshly mowed. The shelters and the basketball court looked excellent. The grass where the yoga people were filmed was virtually flawless. Everything was as perfect as we could possibly hope for. And we were able to get everywhere we needed to get when it was still dark outside.

Also, we had plenty of volunteer talent. Which will especially pay off as we're editing the "Get Together" spot featuring the gatherings. There was good diversity, and everybody came to the set with patience and a sense of fun.

And special thanks to whoever on the Metroparks team arranged the weather. Other than that hour of rain Monday morning, things were as perfect for summer as our February shoot was for winter. Plus a lot more comfortable.

BTW, the film looks amazing. The grass and trees, the sky, the clouds, the drone footage, the underwater footage, all of it.

So, on behalf of the entire Factory team — and our regular crew — thanks for once again trusting us with putting this body of work together. I know Rob will be setting up a rough cut review week after next. I think you're going to be really, really happy.

ml



**Mark Lantz** | Founder + Partner, Executive Creative Director

## ***Public Email Responses to the Commercial Filming Production***

I just wanted to thank you for the invite to participate in the commercial. It was an awesome experience. Thank you so much!

Sincerely,

Angelique Brown

Don Gardner, reporter for The Oakland Press | The Macomb Daily | The Morning Sun | The News-Herald | Press & Guide | The Royal Oak Tribune | The Voice, participated at Lower Huron and is writing a “behind-the-scenes” type story on the experience and the efforts the Metroparks are marketing and trying to accomplish with these commercials.

[https://www.macombdaily.com/local-news/volunteers-take-their-shot-at-fleeting-fame-in-huron-clinton-metroparks-commercials/article\\_14192956-cee2-11eb-a465-b71af0a56058.html](https://www.macombdaily.com/local-news/volunteers-take-their-shot-at-fleeting-fame-in-huron-clinton-metroparks-commercials/article_14192956-cee2-11eb-a465-b71af0a56058.html)

Hi Danielle,

We had fun being guests at the picnic this morning. Thank you for coordinating. We look forward to seeing the final results.

Corinne and I had the watermelon picnic and butterfly kite. I know you were grabbing a few pictures while we were playing. If you captured anything worth sharing please feel free to send them over.

Thank you!

Best,  
Stephanie

Hello,


I just wanted to thank you for letting us be a part of your commercial this afternoon. My family and I really enjoyed it!

I was also wondering if we were able to receive or download a copy of it when it was complete. My kids are excited to see the final edition! I know it takes time to put these things together. Do you happen to know when the commercial may be completed?

Thank you in advance for your time!

Camille Bare





Good afternoon Danielle,

Just want to take the time to thank you for the opportunity to be in the Metro Park commercials and the seasonal park pass. Thank you. It was interesting and fun.

I do have a couple of question though, for those of us who volunteered to be in these commercials, will we be notified when the commercials will be aired? Will we be able to see the finished products just in case we never catch them on TV and finally can we somehow get a copy of the commercials so we have some saved memories and proof of what we experienced today?

Again, thank you and hope that you have a wonderful rest of the year.

Kevin T. Jason

PS, haven't played Stony's course in a few years now it's on the top of my list to play before the summer ends. I forgot how the course looks and this has put the bug back in me to play it ASAP. Thanks again.

Danielle,

I really enjoyed the day, glad I volunteered and look forward to seeing the finished product!

Randy Rogers





































To: Board of Commissioners  
From: Artina Carter, Chief of Diversity, Equity and Inclusion  
Subject: Report – DEI Monthly Update  
Date: July 7, 2021

**Action Requested: Motion to Receive and File**

That the Board of Commissioners receive and file DEI Update as recommended by Chief of Diversity, Equity and Inclusion Artina Sadler and staff.

**Attachment: DEI Update**



# DEI BOARD REPORT

June 2021



[METROPARKS.COM](https://www.metroparks.com)

# TABLE OF CONTENTS

Overview.....	4
DEI Department .....	5
Cross-departmental DEI Work .....	7



# OVERVIEW

Greeting Commissioners,

The interesting thing about DEI work is that it is either a blur or extraordinarily slow and methodical. June has proven to be a very methodical month. In addition to other tasks, (some) listed in the DEI Department section, we have also been looking at the DEI-related changes that have been made across the system over the past year (i.e. recruiting, interviewing, community engagement, accessibility and working across departments) with an eye towards moving as many of those changes from practice to policy as possible.

**This will not be easy.** It is one thing to change a practice, but it is quite another to operationalize the practice and advance it to policy to which we (the Metroparks) will be legally bound. I will tell you that most organizations tend to skip the process of moving practice into policy; the reason being is there is a false belief that making the initial change is enough...I assure you it is not. Like any other business strategy, if we do not operationalize the changes, we will never fully commit to them, regardless of good intentions. If the changes do not become policy, all it will take is a change in **one** critical position to put HCMA back where we started; ensuring we will always get what we've always got.

**But that is NOT who WE ARE!** You committed to DEI and we are moving forward. The work of operationalizing our changes begins. It will NOT be hurried and it will be deliberate. **You should expect some storming.** But you should also expect us to come together and make things happen. I know we will do just that.

WE can do this...WE are the METROPARKS 😊

With Gratitude,

Artina

# DEI DEPARTMENT

## MISCELLANEOUS

- Participated in multiple interviews and Meet & Greets
- Worked with the Speaker for the DEI Speaker Series on the topic of her talk titled, “Climate change, park change: Impacts to the social and environmental conditions of the places we steward
- Hosted an Advisory Team Meeting
- Researching speakers for the DEI Speaker Series
- Continued work on CAPRA
- Held a Natural Resource Career Pathways discussion with Lisa Perez of the US Forestry Service to discuss the role of the Metroparks in increasing the number of underrepresented youths in professional Parks and Recreation positions
- Hosted a DEI Conversation with the topic of Stereotypes
- Continued to work with the Strategic Initiative work group
- Received a presentation from the Interpretative Services Sensory Friendly Committee

## PROFESSIONAL DEVELOPMENT

- Attended “History of Equity in Parks and Recreation” presentation

## TRAINING

- Researching Trainers for future DEI trainings

# CROSS- DEPARTMENTAL DEI WORK



# CROSS-DEPARTMENTAL

DEI work is not done in a vacuum. The majority of the work coming from the DEI department is done in collaboration with other departments. In fact, removing silos and finding equitable ways of working together are critical to successful and sustainable DEI efforts. Likewise, DEI is an important part of the work of other departments. The following is a list of DEI initiatives across departments; again, some of these initiatives will also be covered in Departmental Updates.

## ADMINISTRATION

- Attended the City Parks Alliance virtual conference.

## HUMAN RESOURCES

- Seasonal Employment Hiring
- CFO and District interviews
- Building and Sustaining Collaborative Relationships team member

## INTERPRETATIVE SERVICES

- Sensory Friendly Committee Meeting: Discussion of rolling out Sensory Friendly videos and our Proposal for Artina and the DEI Committee
- Staff attended virtual DEI Conversation on Stereotypes with Artina.
- In collaboration with Park Operations, I.T., Marketing and the Community Outreach Interpreters they continue to schedule Get Out and Play 2021
- Victoria Taylor-Sluder attended the DEI Advisory Committee

## MARKETING AND COMMUNICATIONS

- Summer photo shoot
- Working with DEI to develop content calendars
- Continuing to work with HR and DEI to send out communications about hiring and cast that wide net. Parks are still trying to fill all their seasonal spots, so there is still time and opportunity to continue sharing that message with your networks.

## NATURAL RESOURCES

- Working with DEI to develop opportunities to connect underrepresented young people to the work and careers in natural resources.


## PLANNING AND DEVELOPMENT

- Swim in the D has begun!
- CAPRA (On-going)
- Continuing to support the outreach project with DABO

## PURCHASING

- Working with Artina on Speaker Series contracts







To: Board of Commissioners  
From: Jennifer Jaworski, Chief of Interpretive Services  
Subject: Report – Interpretive Services Department Monthly Update  
Date: July 7, 2021

**Action Requested: Motion to Receive and File**

That the Board of Commissioners' receive and file Interpretive Services Department Monthly Update as recommended by Chief of Interpretive Services, Jennifer Jaworski and staff.

**Background:** The following are highlights of the activities in the Interpretive Services Department for June 2021.

Project/Initiative Implementation

- Ongoing:
  - ADA benchmarking to evaluate program accessibility
  - Deer Management Plan proposal: working in coordination with Natural Resources and Regulatory Compliance to review and update current plan.
  - Internal Evaluation on public interpretive programs and Public Event and Programming survey initiative.
  - Interpretive Master Plans for 2021
    - Wolcott Mill Metropark Farm and Historic Centers
    - Oakwoods Metropark Nature Center
    - Kensington Metropark Farm Center

Community Engagement

- New:
  - UM Public Design Corp: Social Stories and Sensory Maps
- Ongoing:
  - DPSCD discussion for engagement for Get Out and Learn and Get Out and Play
  - Detroit Riverfront Conservancy: virtual programming and 2021 program schedule developed.

Programming

- Ongoing:
  - Get Out and Play 2021
  - Synchronous and Asynchronous school programming continues
  - In-person programming continues, including "pop-up" programs
  - Virtual programming continues

Grants

- New:
  - Received the PNC Early Childhood grant for the Western District Mobile Learning Center
- Ongoing:
  - CMU and EPA grant partnership engaging students in water quality monitoring at Lk. Erie Marshlands Museum
  - Lk. St. Clair Birding Trail, the Metroparks are supporting partner on this grant that is promoting the birding trail in St. Clair and Macomb Counties
  - Green Ribbon Initiative with the Nature Conservancy, this grant covers conducting programming that highlights Oak Openings and develop interpretive signage

**Attachment: Interpretive Services Department Report**



# HURON-CLINTON METROPARKS


## INTERPRETIVE SERVICES MONTHLY REPORT

July 2021

Administrative Office  
13000 High Ridge Drive  
Brighton, MI 48814



[METROPARKS.COM](https://www.metroparks.com)



# TABLE OF CONTENTS

Program/Initiative Implementation . . . . .	4
Community Engagement . . . . .	5
Programming . . . . .	6
Grants . . . . .	7

# PROGRAM/INITIATIVE IMPLEMENTATION

## Project/Initiative Implementation

- Ongoing:
  - ADA benchmarking to evaluate program accessibility
  - Deer Management Plan proposal: working in coordination with Natural Resources and Regulatory Compliance to review and update current plan.
  - Internal Evaluation on public interpretive programs and Public Event and Programming survey initiative.
  - Interpretive Master Plans for 2021
    - Wolcott Mill Metropark Farm and Historic Centers
    - Oakwoods Metropark Nature Center
    - Kensington Metropark Farm Center



# COMMUNITY ENGAGEMENT

## Community Engagement

- New:
  - UM Public Design Corp: Social Stories and Sensory Maps
- Ongoing:
  - Detroit Riverfront Conservancy: virtual programming and 2021 program schedule developed.
  - DPSCD discussion for engagement for Get Out and Learn and Get Out and Play

**GET OUT  
AND LEARN  
SCHOLARSHIPS  
AVAILABLE**



# PROGRAMMING

## Programming

- Ongoing:
  - Get Out and Play 2021
  - Synchronous and Asynchronous school programming continues
  - In-person programming continues, including “pop-up” programs
  - Virtual programming continues






# GRANTS

## Grants

- New:
  - Received the PNC Early Childhood grant for the Western District Mobile Learning Center
  
- Ongoing:
  - CMU and EPA grant partnership engaging students in water quality monitoring at Lk. Erie Marshlands Museum
  - Lake St. Clair Birding Trail, the Metroparks are supporting partner on this grant that is promoting the birding trail in St. Clair and Macomb Counties
  - Green Ribbon Initiative with the Nature Conservancy, this grant covers conducting programming that highlights Oak Openings and develop interpretive signage





To: Board of Commissioners  
From: Tyler Mitchell, Chief of Natural Resources and Regulatory Compliance  
Subject: Report – Monthly Natural Resources Update  
Date: July 7, 2021

**Action Requested: Motion to Receive and File**

That the Board of Commissioners receive and file the monthly Natural Resources Report as recommended by Chief of Natural Resources and Regulatory Compliance and staff.

**Attachment: Monthly Natural Resources Report**



# NATURAL RESOURCES MONTHLY REPORT

JULY 2021

Administrative Office  
13000 High Ridge Drive  
Brighton, MI 48814



[METROPARKS.COM](https://www.metroparks.com)

# TABLE OF CONTENTS

Metroparks System-Wide . . . . .	3
Southern District . . . . .	4
Western District . . . . .	5
Eastern District . . . . .	6
What's Next . . . . .	7

# SYSTEM-WIDE

## ADMINISTRATIVE

- Scheduling construction of shoreline projects at Lake Erie and Lake St. Clair
- Administration of Willow NFWF Grant continues, RFP for shoreline design and construction
- NPDES Permit administration continues
- Detroit Rouge Park planning and wayfinding continues, invasive control in July
- Phragmites mapping and ITB release
- Contracted summer shrub work begins in most parks
- Continued geese and gull surveys at Lake St. Clair
- Eastern Prairie Fringed Orchid survey and management plan work



# SOUTHERN DISTRICT

## OAKWOODS METROPARK

- Blazing Star installations at butterfly field and select sites
- Streambank assessments (ongoing)
- Contracted summer shrub control work

## WILLOW METROPARK

- Streambank Restoration pre-construction monitoring
- Washago area restoration planning and first steps continues

## LAKE ERIE METROPARK

- Removal of dead standing European Alder, treated in previous years
- Eastern Prairie Fringed Orchid (EPFO) survey and management work



# WESTERN DISTRICT

## KENSINGTON METROPARK

- Shoreline assessments for improvement of condition continues
- Continued Algaecide treatments to manage starry stonewort
- Contracted summer shrub work begins

## INDIAN SPRINGS METROPARK

- Late season swallow-wort spray by NAC staff
- Contract work for swallow-wort completed in July
- Gypsy Moth damage assessments

## HURON MEADOWS METROPARK

- Invasive Japanese hedge parsley removal
- Contracted Invasive Shrub Removal beginning





# EASTERN DISTRICT

## STONY CREEK METROPARK

- Storm damage clean up and culvert repair
- Blue green algae monitoring and testing to begin in June

## LAKE ST. CLAIR METROPARK

- Shoreline assessment at Black Creek Marsh Shoreline site continues

## WOLCOTT MILL METROPARK

- Storm damage cleanup and repair



# WHAT'S NEXT?

## SYSTEM-WIDE

- Volunteer Natural Resources workdays – Invasive Shrub Removal
- Contracted Shrub work continuing through summer into fall
- Rouge Park staff workdays – invasive species removal
- Phragmites distribution mapping and contracted work

## SOUTHERN DISTRICT

- Construction of Shoreline project at Lake Erie Metropark
- Willow Big Bend Fish Survey – Electrofishing Study

## WESTERN DISTRICT

- European Frog-bit Survey at Kensington in wetlands, ponds, and lakes

## EASTERN DISTRICT

- Invasive Shrub Removal – Stony Creek Prairie West
- Prairie enhancement at Wolcott Mill and annual survey of restored areas



To: Board of Commissioners  
From: Nina Kelly, Chief of Planning and Development  
Project Title: Report – Planning and Development Monthly Update  
Date: July 1, 2021

**Action Requested: Receive and file**

That the Board of Commissioners receive and file the Planning and Development Department Monthly Update as recommended by Chief of Planning and Development Nina Kelly and staff.

**Summary:** The following are highlights of the activities of the Planning and Development Department for July 2021:

*Project/Initiative Implementation*

- Participation on the CAPRA Site Review Team (virtual visit) for Grove City, Ohio.
- Submitted pitch to the University of Michigan Public Design Corps for assistance with a communications and wayfinding initiative at Rouge Park in Detroit.
- Anticipating July rollout of the Trail Ambassador volunteer program.
- Pre-construction meeting held for the Woods Creek playground at Lower Huron Metropark.
- Coordinating permanent trail counter installation at Lake St. Clair Metropark with the Engineering Department (contractor).

*Planning and Community Engagement*

- Planning with consultant Counsilman-Hunsaker for two stakeholder meetings and release of a regional survey on the state of swimming ability and water competency.
- 10-Year Master Plan updates beginning with formation of steering committee to determine community outreach strategy.
- Scheduled survey release along with Stakeholder Meeting #2 and a Community Open House in July for the Big Bend Restoration project at Willow Metropark.
- Kickoff meeting held with the consultant for the Lake Erie Marina Building Use Evaluation Study.
- Consultant recommendation at July Board of Commissioners meeting for the Huron Meadows Trail Connections Feasibility Study.
- Conceptual planning underway for the Willow Metropark Acorn Knoll disc golf course and for parking and accessibility improvements to the Kensington Nature Center area.
- Nature trail wayfinding signage plan development at Lake St. Clair Metropark.

*Programming*

- Continued evaluation of programming accessibility.
- Coordination and planning with interpretive and volunteers for participation at the Metroparks for Macomb County's "Meet Me on the Trail" Day.
- Coordination with the Detroit Association of Black Organizations (DABO) for their event at Willow Metropark in July.

*Grants*

- Notification of grant funding received for the Wolcott Farm Center project to update raised garden beds with Ford volunteers.
- Notification of grant funding received from REI for a parking area to serve the Prairie Pathway at Rouge Park in Detroit.

**Attachment: Monthly Planning Update**

7-C-5-a



# PLANNING AND DEVELOPMENT MONTHLY REPORT

July 2021

Administrative Office  
13000 High Ridge Drive  
Brighton, MI 48114



[METROPARKS.COM](https://www.metroparks.com)

# TABLE OF CONTENTS






Metroparks System-Wide . . . . . 3

Southern District . . . . . 6

Western District . . . . . 9

Eastern District. . . . . 12











What's Next . . . . . 15

OTHER DEPARTMENT INPUT KEY	
	Natural Resources and Regulatory Compliance
	Planning and Development
	Diversity, Equity and Inclusion
	Interpretive Services and Community Outreach
	Engineering

# SYSTEM-WIDE









- Restoration** – Linear feet or acreage of project impact for shoreline protected or restored, wetlands protected or restored, floodplain protected or mitigated
- Invasive Species Management** – Linear feet or acreage of project impact treating invasive species
- Habitat and Wildlife Protected** – Linear feet or acreage of project impact for fish habitat, fish barriers removed or bypassed, species moved or avoided
- Partnerships** – Outside agency funding sources (total cost/sharing percentage)
- Volunteers** – Total number of volunteers/workdays
- Grant/Foundation Funding** – Total funding/match
- Visitor Counts** – Total number of visitors weekend/weekday
- Best practices education** – Project emphasizes educational and interpretational opportunities
- Estimated cost** – Total estimated or actual cost of project
- Accessibility** – Determine if facility or programs designed for accessibility (A) or if barriers (B) exist based on ADA checklist
- Staff time** – Total number of staff hours estimated

## Administrative




	Description	Action Type	Dept. Input	Timing	Implementation Indicator	July 2021 Actions
SYSTEMWIDE	Planning and Development monthly reports	Report		Monthly	Staff time	Report assembly
	Tollbooth scanning reports	Report		Monthly	Staff time	Ongoing
	Foundation administrative tasks	Various		Ongoing	Staff time	Administrative tasks, 2020 audit complete, 990 complete
	Sign request processing/signage transition plans	Infrastructure/ Small Facilities		Ongoing	Actual cost	Administrative tasks
	CAPRA accreditation preparation	Report	Various	Ongoing	Staff time	Sustainable Policy being developed for CAPRA standard 7.8 and 7.9.1; support provided for all Chapter Chairs
	SEMTAT participation	Report		Ongoing	Staff time	Meeting attendance for Capacity Building & Planning/Mapping committees
	FAIR Play Coalition maintenance and development	Various		Ongoing	Volunteers	Consultations on projects
	Agency/org partnership maintenance and development	Various	Various	Ongoing	Staff time	Ongoing coordination with DRFC and City of Detroit, supplies purchased for Swim in the D
	CAPRA Programming Ch. 6	Various		Ongoing	Staff time	Documentation assembly
	CAPRA Planning Ch. 2	Report		Ongoing	Staff time	Documentation assembly
	CAPRA Site Visit Team participation	Report		Late June	Staff time	Served on CAPRA Reaccreditation Site Visit Team (virtual) for Grove City, OH
	Commemorative trees and benches	Various		Ongoing	Staff time	Administrative tasks

# SYSTEM-WIDE

## HCMA Studies/Initiatives





Description	Action Type	Dept. Input	Timing	Implementation Indicator	July 2021 Actions
Volunteer Management	Plan		Spring 2021	Staff time	Phase three re-engagement targeted for early/mid-July; volunteer management system demos (RecTrac/Kronos not compatible)
Sustainability Plan projects coordination	Various		Ongoing	Various	CAPRA Sub-Committee working on sustainability policy standards
Trail Ambassador program	Report		April 2021	Staff time	Program will utilize Survey 123 as an option for capturing data, and partner with HWPI for B2B trail segments; anticipate July rollout
ADA Transition Plan	Plan		Ongoing	Staff time	ADA webpage development and Programming Transition Plan programming evaluations continue.
Visitor count program	Various		Ongoing	Staff time	3 temporary pedestrian/bicycle counters installed at Willow, Kensington, Dexter-Huron. Permanent counter installation at LSC scheduled with contractor in July; parking lot counts initiated.
Park Master Plan Updates	Various		Ongoing	Staff time	Internal steering committee participation solicited for first update (Stony Creek)
Visitation data documentation and analysis	Report		Ongoing	Staff time	Monthly reporting on scan data obtained from annual and daily passes
Interpretive Master Plan demographic and other data analysis	Report		Ongoing	Staff time	Support for Interpretive Services staff for interpretive plan development

## Grants/Fundraising


Description	Action Type	Dept. Input	Timing	Implementation Indicator	July 2021 Actions
REI Grant Rouge Park	Plan		Ongoing	Staff time	2021 grant received for \$8000, for continuing work for prairie restoration and access
Mobile Learning Center- State Farm, Early Education Grant	Plan		August 2021	Staff time	Program that provides grants to top vote-getting projects. Finalists notified in mid-August.
GOAL- Various grant opportunities	Plan		Ongoing	Staff time	Requesting funds for GOAL school programs for 2021-22 school year

# SYSTEM-WIDE

## Recreation Programming

Description	Action Type	Dept. Input	Timing	Implementation Indicator	July 2021 Actions
2021 Recreation Programming	Various		On going	Staff time	Planning and implementing 2021 work plan and Swim in the D
DIA's Inside/Out program	Various		On going	Staff time	Coordination with MISS DIG to flag all locations, 6 art installations completed at KEN, LER, and SCr before 4 <sup>th</sup> of July
Programming Evaluation	Various		On going	Staff time	Ongoing
Swim program development plan (SE Michigan region)	Plan & Program		Fall 2021	Consultant Report	Survey approved and coordinating with marketing and community agencies to promote

## Project Implementation/Oversight

Description	Action Type	Dept. Input	Timing	Implementation Indicator	July 2021 Actions
PNC Grant	Documentation		Ongoing	Staff time	Received grant approval in June; waiting on grant agreement and receipt of check
EGLE Recycling Bin Grant	Plan	Various	May 2021	Staff time	Social media and press release went out Memorial Day weekend, along with bins system-wide. Audits of recycling bins for contamination ongoing
Healthy Catalyst Paddling Accessibility	Implementation	Various	Ongoing	Staff time	Angle Oar and hand/wrist adaptations installed at SCr and KEN, available for public use



# SOUTHERN DISTRICT

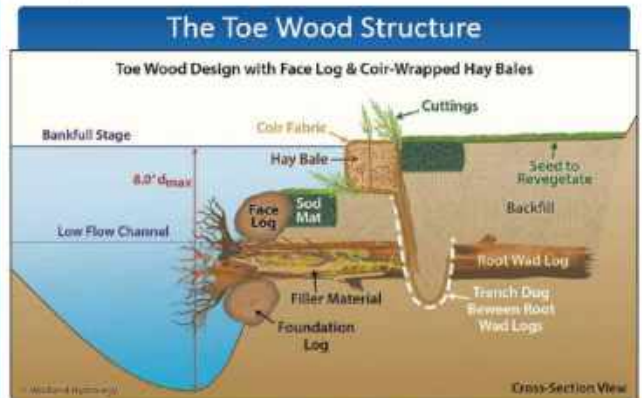


## Big Bend Habitat Restoration and Resiliency of the Huron River Floodplain at Willow Park

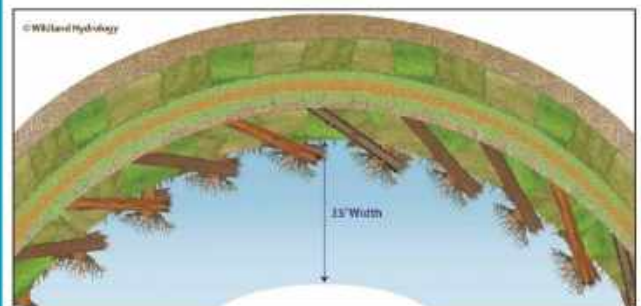
**STATION #3**  
**Erosion Issues along the Huron River bank**  
**Habitat Management Strategy**

**HURON-CLINTON METROPARKS**

Habitat Improvement




- Sod Mats can be replaced by Woody Transplants
- Coir-Wrapped Hay Bales can be replaced with Soil Lifts




# SOUTHERN DISTRICT

## Grants/Fundraising



	Description	Action Type	Dept. Input	Timing	Implementation Indicator	July 2021 Actions
LEF	2021 TF- Accessible Trail Development	Large Facilities		April 2021	Staff	Submitted DNR Trust Fund application for improvements to the Cherry Island Trail.
LHu	2020 TF - LHu Iron Belle Trail Connector	Documentation	Various	2021.	Staff time	Project agreement complete. Ready for design engineering, to be coordinated with 2019 DNR IBT grant
	2020 LWCF - Walnut Grove Campground	Documentation	Various	2021	Staff time	LWCF grant recommended for funding. Entering Project Agreement, additional documentation provided
	2020 LWCF - Off-Leash Dog Area	Documentation	Various	2021	Staff time	LWCF grant recommended for funding. Entering Project Agreement, additional documentation provided

## Project Implementation/Oversight

	Description	Action Type	Dept. Input	Timing	Implementation Indicator	July 2021 Actions
LHu	2018 LWCF - LH North Fishing Site	Large Facilities		Ongoing	Staff time	Nearing completion; preparing to submit reimbursement documents
	2019 IBT funding	Design	Eng	Sept 2021	Completed design engineering	Design engineering with PEA Inc. underway for aforementioned Iron Belle Trail section as well as Huron River Drive crossing.
	Woods Creek Playground	Large Facilities	Various	2021 Completion	Construction	Projected awarded to Michigan Recreational Construction. Construction to begin in July.
WII	SE Michigan Resilience Fund- Big Bend Area Restoration	Large Facilities	Eng/NR	2021	Staff	Signed grant agreement provided to NFWF and scheduled survey release, Stakeholder Meeting #2 and Community Open House Meeting #1.

# SOUTHERN DISTRICT




## Project Implementation/Oversight, cont.

	Description	Action Type	Dept. Input	Timing	Implementation Indicator	July 2021 Actions
Oak	2019 LWCF - Oakwoods Accessible Nature Trail	Large Facilities		Waiting on Project Agreement Execution	Staff time	SHPO submittals have received clearance letter. Awaiting project agreement for execution.
LEr	2019 LWCF - Lake Erie Accessible Boat/Kayak Launch	Large Facilities		1 month	Staff time	SHPO response requested State file review (archaeological study by Commonwealth Heritage Group and submitted to SHPO for review.) Awaiting project agreement for execution.

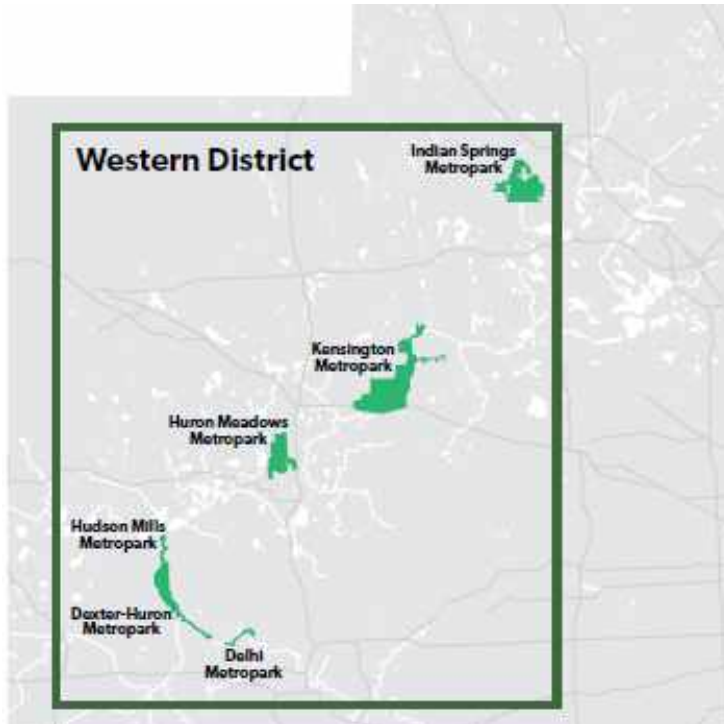
## Facility Concept Planning

	Description	Action Type	Dept. Input	Timing	Implementation Indicator	July 2021 Actions
W/I	Willow Acorn Knoll Disc Golf Course	Small Facilities	Ops / Maint.	July	Contractor	Staff looking at 24-hole course redesigned to 18-holes due to wet conditions and relocation of starting hole closer to paved lot and vault latrines.

## HCMA Studies/Initiatives





	Description	Action Type	Dept. Input	Timing	Implementation Indicator	July 2021 Actions
W/I	Accessible pathway crossing improvements at Huron River Dr. railroad	Small Facilities		March	Contractor	Engineering estimate completed for 2022 budget line item.
LHu	South Fishing Site Erosion Control and Accessibility Study	Large Facilities		July	Contractor	Nearing completion
LEr	Marina building study	Large Facilities		2021	Consultant	Kick-off meeting with consultant on July 8

# WESTERN DISTRICT





# WESTERN DISTRICT

## Administrative




	Description	Action Type	Dept. Input	Timing	Implementation Indicator	July 2021 Actions
Del	Border-to-Border trail design and construction	Large Facilities		Ongoing	Estimated Cost	Washtenaw County leading design efforts; attendance at meetings as necessary
	Skip's Livery relocation	Large Facilities		Ongoing	Consultant fee	Skip's Livery relocation site plan administrative review comments addressed and re-submitted for approval near the end of June.
Ken	Public art initiative for Maple Beach	Large Facilities		Ongoing	Staff time	Internal review for staff to be scheduled for summer 2021
MISC	Livingston County Parks and Open Space Advisory Committee	Partnership		Ongoing	Staff time	Attendance at regular POSAC meetings

## Grants/Fundraising

	Description	Action Type	Dept. Input	Timing	Implementation Indicator	July 2021 Actions
Del	2021 TF – Accessible Takeout Development	Large Facilities		2021	Staff time	Submitted DNR Trust Fund application.
Ken	Consumers Energy Foundation- Artwork at Maple Beach	Plan		July 2021	Staff time	Letter of intent submitted in June; notification for full proposal selection on July 23

# WESTERN DISTRICT

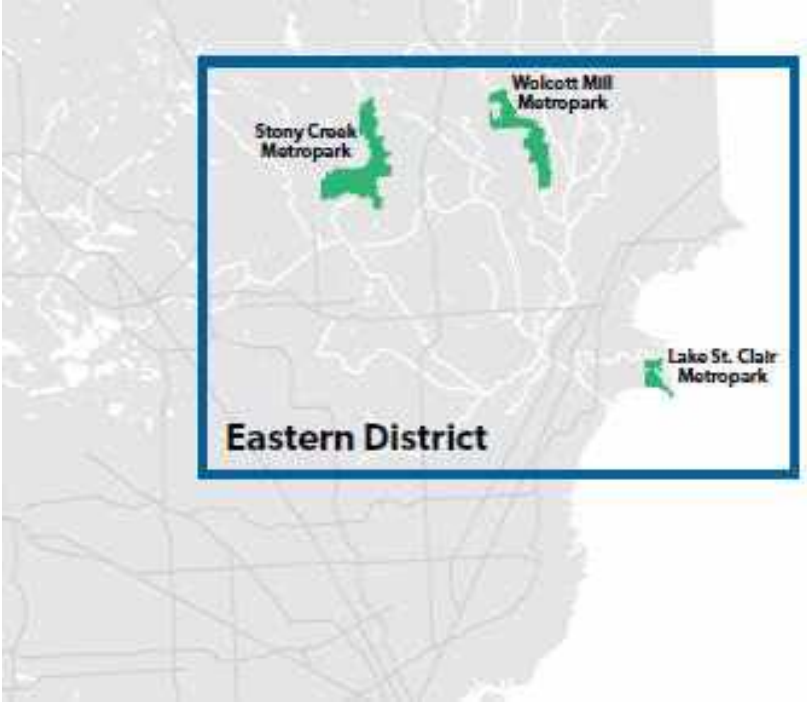
## Project Implementation/Oversight

	Description	Action Type	Dept. Input	Timing	Implementation Indicator	July 2021 Actions
Ken	2019 TF West Boat Launch Accessible Launch Project	Large Facilities		Ongoing	Staff time	Project agreement executed; design underway
HMiIs	2019 TF Rapids View Accessible Launch Project	Large Facilities		Ongoing	Staff time	Project agreement executed; design underway
DHu	2020 TF – Dex-Huron Accessible Launch	Documentation	Various	2021	Staff time	Project agreement executed; design underway
HMe	Feasibility study for connection between Huron Meadows & Island Lake Rec Area	Plan		June 2021	Staff time	Project agreement executed, RFP issued early June, consultant recommendation to July Board meeting.

## Facility Concept Planning

	Description	Action Type	Dept. Input	Timing	Implementation Indicator	July 2021 Actions
Ken	Kensington Nature Center Parking Lot and Accessibility Improvement Study	Large Facilities		July	Staff time	Conceptual design underway.

# EASTERN DISTRICT





Shelden Trails new signage at Stony Creek Metropark






# EASTERN DISTRICT





## Administrative

	Description	Action Type	Dept. Input	Timing	Implementation Indicator	July 2021 Actions
WMIII	Schmidt Property Acquisition	Land Acquisition		Fall 2020	Acquisition	Working on demolition of deteriorated barns and other structures on site.
LSC	Nona (S. River Road) Potential Property Acquisition	Land Acquisition		Fall 2020	Consultant fees	Strategy in progress

## Grants/Fundraising

	Description	Action Type	Dept. Input	Timing	Implementation Indicator	July 2021 Actions
SCR	2021 LWCF- Accessible Trail Development	Small Facilities		April 2021	Staff time	Submitted DNR Trust Fund application for improvements to the Reflection Trail.
	Urban Community Forestry Grant	Application	Various	2021 Completion	Staff time	Grant received for 13 trees to be planted near the Stony Creek Starter Building
LSC	2019 TF – Off-leash Dog Area Development	Large Facilities		Ongoing	Staff time	PSB documents submitted and approved, project is currently out to bid
	Michigan Coastal Management Program Grant – Accessible Kayak Launch	Large Facilities	Various	Ongoing	Staff time	Application submitted late 2020; provided additional information to granting agency; awaiting more information
	Wolcott Farm Center Ford Volunteer Corps	Small Facilities		Ongoing	Staff time	Application submitted for \$7500 for raised garden beds at Wolcott Farm Center

## Project Implementation/Oversight

	Description	Action Type	Dept. Input	Timing	Implementation Indicator	July 2021 Actions
LSC	Transit Planning for Access to LSC	Large Facilities		2021 Completion	Consultant/Staff	Meeting with SMART officials discussed pilot transit service into LSC, consultant working on scenario matrix
SCR	LSC Beach Restoration Project- Nonpoint Source Pollution Project	Large Facilities		2023 Completion	Staff time	Project walkthrough and punch list complete, project is wrapping up, signage installed. Ongoing bird counts, and USGS monitoring to begin soon
	Nature Trail wayfinding signage plan development	Small Facilities		July	Staff time	Development of a wayfinding plan for the nature trail system as a guide to update trail signage
	Shelden Trails Redevelopment	Large Facilities		Ongoing	Staff time	Permit for bridge received, contractor to return in July



# EASTERN DISTRICT


## Project Implementation/Oversight, Cont.

	Description	Action Type	Dept. Input	Timing	Implementation Indicator	July 2021 Actions
SCR	Shelden Trails Signage Plan	Small Facilities	Mkting	3 months	Staff time	Will implement additional signage as project progresses throughout 2021
	26 Mile Connector Trail TAP Grant	Large Facilities		2021 Completion	Staff time	Grade inspection meeting held with MDOT, bid package released by MDOT soon

## Recreation Programming

	Description	Action Type	Dept. Input	Timing	Implementation Indicator	July 2021 Actions
	Meet me on the Trail day planning committee	Programming		September	Staff time	Coordination and planning with interpretive and volunteers for participation at the Metroparks

## Facility Concept Planning

	Description	Action Type	Dept. Input	Timing	Implementation Indicator	July 2021 Actions
SCR	Banquet tent area at Boat Launch	Conceptual Plan		June-July	Staff time	Work has begun on a study to replace the banquet tent with a large picnic shelter

# WHAT'S NEXT?

	Description	Action Type
SYSTEM WIDE	CAPRA documentation assembly	Staff time
	Draft Access & Encroachment Policy development	Staff time
	Swim Program Development Plan	Consultant/Staff time
	RFP issuance for 5-Year Community Recreation Plan survey	Staff time
EASTERN DISTRICT	Draft recommendations with consultant for LSC transit access plan	Consultant/Staff time
	Programming Evaluations	Staff time
	Permanent Eco-Counter Installation	Contractor
WESTERN DISTRICT	Programming Evaluations	Staff time
	Huron Meadows Trail Connections Feasibility Study	Consultant/Staff time
SOUTHERN DISTRICT	Programming Evaluations	Staff time
	LHU Iron Belle Trail design engineering	Consultant/Staff time





To: Board of Commissioners  
 From: Nina Kelly, Chief of Planning and Development  
 Subject: Barcode Scanning – Visitation Report  
 Date: July 1, 2021

**Action Requested: Motion to Receive and File**

That the Board of Commissioners’ receive and file the May/June 2021 Visitation Report as recommended by the Chief of Planning and Development Nina Kelly and staff.

**Fiscal Impact:** None

**Maps:** [Click here to view interactive bar code scanning maps](#)

**Background:** The following is a summary of barcode scanning activity in the Huron-Clinton Metroparks for the period from May 16 – June 15, 2021. During this time, there were a total of 257,881 barcode scans system-wide, a 73 percent increase from last month’s reporting period (there were 149,223 barcode scans system-wide in April/May of 2021).

Compared to 170,521 barcode scans system-wide during the same period in 2020, this represents a 51 percent increase in total scans year over year. However, in 2020 only seven parks had implemented barcode scanning, whereas this year, 11 parks have implemented barcode scanning.

April/May			
Park	Vehicle Entries	Barcode Scans	Annual Passes Sold
Stony Creek	102,997	66,513	9,507
Kensington	113,806	66,428	9,404
Lake St. Clair	76,495	58,385	7,341
Lower Huron	25,188	16,664	1,428
Willow	17,457	13,096	1,117
Hudson Mills	18,088	8,946	1,167
Indian Springs	10,233	8,548	1,095
Lake Erie	25,406	14,102	1,577
Oakwoods	17,457	2,235	249
Dexter-Huron	6,886	1,615	457
Delhi	5,604	1,349	382
<b>Total</b>	<b>419,617</b>	<b>257,881</b>	<b>33,724</b>
Huron	13,540	N/A	58
Wolcott Mill	N/A	N/A	N/A
<b>Grand Total</b>	<b>433,157</b>	<b>257,881</b>	<b>33,782</b>

There were 419,617 vehicle entries and 257,881 barcode scans from the 11 parks that have both technologies deployed, equaling a scan rate of 61 percent for the current reporting period. The chart to the left contains vehicle counts, barcode scans and annual passes sold for each park.

For the April/May 2021 reporting period, barcode scans (148,753) represented approximately 51 percent of the total vehicle entries (288,701) in 10 parks which both technologies.

For the May/June 2020 period, the scan rate was 41 percent for seven parks.

**Data Caveats:** Some things to note about the scan data are that Wolcott Mill does not have a scanner in the Farm Center tollbooth, nor at the Historic Center, Camp Rotary or the North Branch Trails. Information for Wolcott Mill is not included in this report.

Oakwoods, Delhi and Dexter-Huron now have scanners when the tollbooths are staffed, and they are now included in the scan totals.

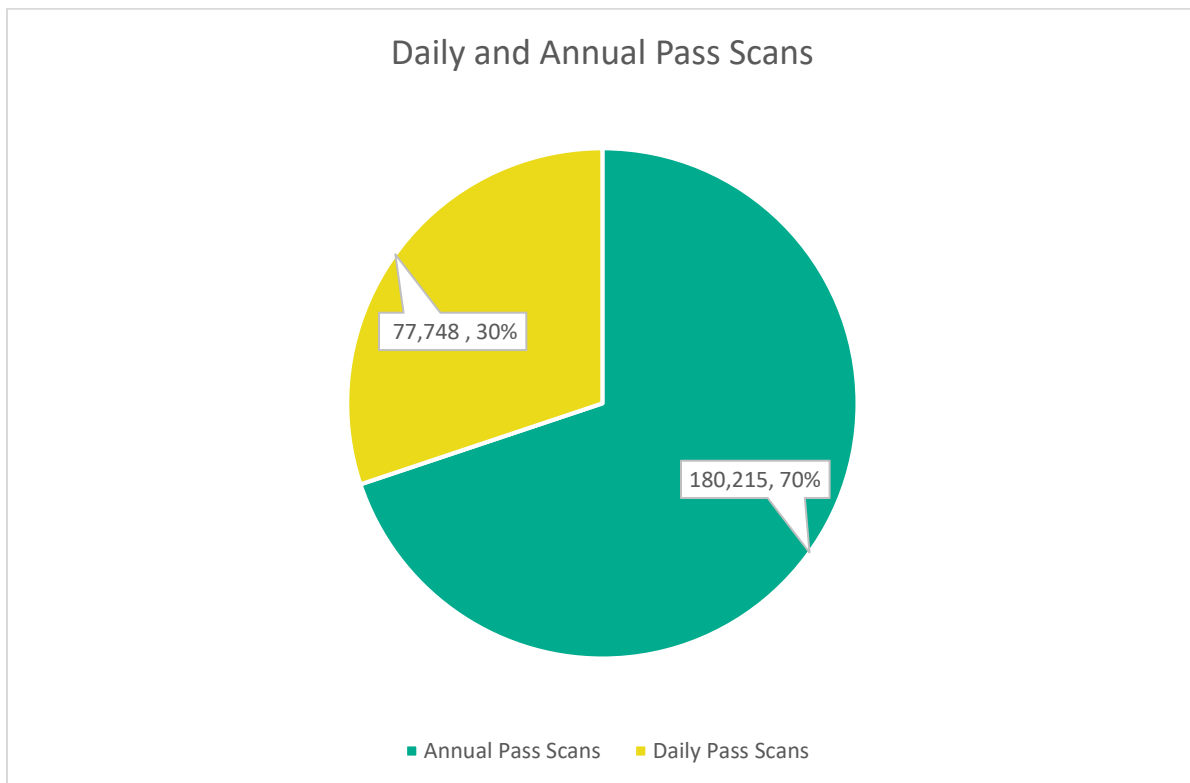
Huron Meadows does not have barcode scanning.

Lower Huron staff reported that Tollbooth #2 was frequently not staffed.

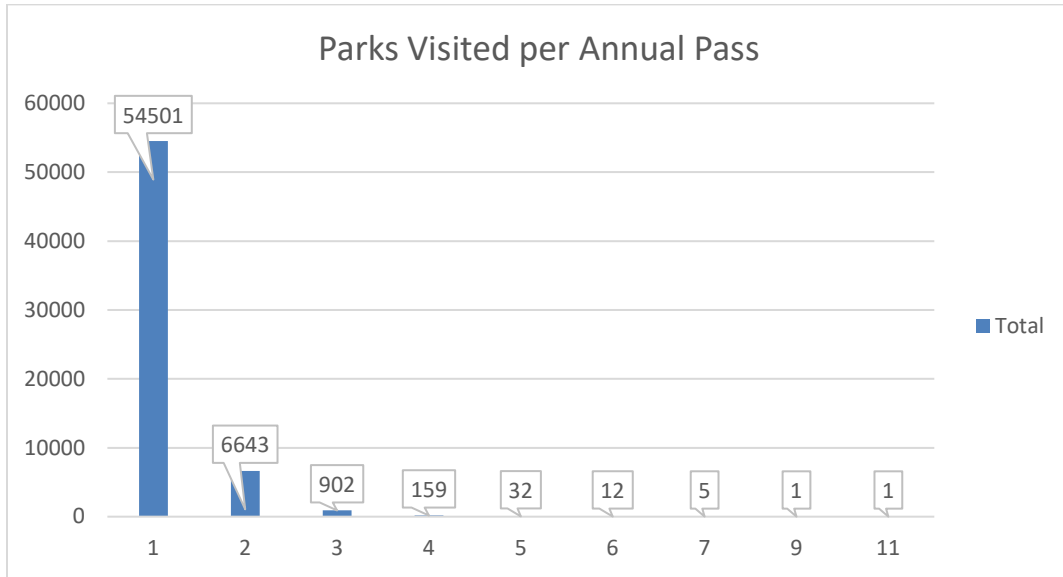
Stony Creek, Lake St. Clair, Lower Huron, Oakwoods, and Willow have begun reporting vehicle entry counts during times when the toll booth is staffed to more accurately reflect the percentage of vehicles scanned.

**Zip Codes:** Of the total barcode scans, 95 percent (244,657) had a valid U.S. zip code attached and 99 percent (141,435) of those came from within Michigan. Of these Michigan scans, 238,485 or 92 percent came from zip codes within the Metroparks five-county jurisdiction. Refused or bad zip codes represented less than 1 percent (13,306) of all scans.

The pie chart shows the breakdown of daily passes and annual passes. Annual passes made up 70 percent (compared to last month's 84 percent) of the scans, while daily passes accounted for 30 percent (last month was 16 percent). Last year's breakdown for the May/June period was 91 percent annual, 1 percent daily passes, when RecTrac was not yet implemented and fewer parks were scanning.

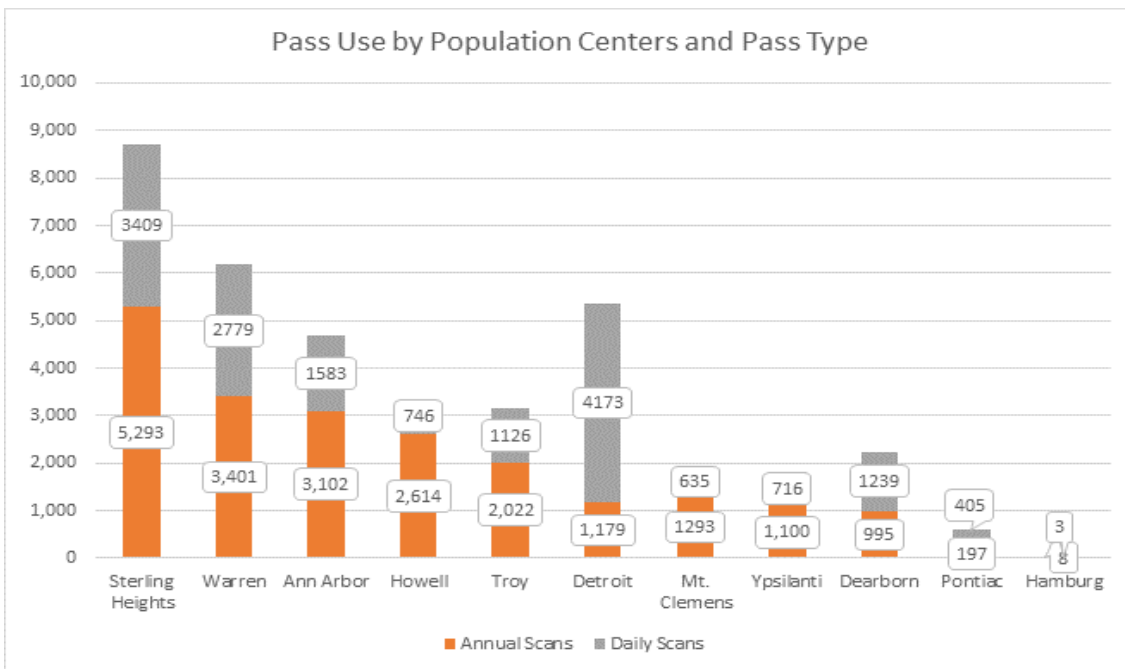


**Park Visitation:** The below chart shows how many parks were visited by each annual pass.



A total of 62,257 unique annual passes were scanned during this reporting period. This is a 56 percent increase in the number of unique annual passes scanned last month (39,833). These passes made 71,416 (up from 44,254 last month) scan visits to unique parks (each park was counted only once per pass, regardless of number of scans by each pass), meaning that on average, annual pass holders visited 1.14 parks. There were total of 179,275 (100,759 in the last reporting period) scans by these passes, including multiple scans into the same park. On average, each annual pass was scanned 2.9 times during this reporting period, which is an increase over the 2.3 times reported last month.

**Pass Use by Population Centers:** The population centers and county seats listed in the chart, make up 34 percent of the total population of the five-county area. However, in this time frame, residents from these locales account for just 11 percent of the total scans. Below is a breakdown of total scans this month by population centers and county seats.



**Livingston County:** During this reporting period, approximately 8 percent of barcode scans came from zip codes within Livingston County. Livingston County does not have any zip codes that have high or very high concentrations of equity populations.

Place	Zip Code	Annual Pass	Daily Pass	Total Scans	Place Total
BRIGHTON	48114	8,176	1,355	9,531	13,808
	48116	3,969	308	4,277	
HOWELL	48843	1,976	428	2,404	3,360
	48855	638	318	956	
PINCKNEY	48169	1,139	266	1,405	1,405
FENTON	48430	410	163	573	573
HARTLAND	48353	313	154	467	467
GREGORY	48137	256	37	293	293
FOWLerville	48836	165	63	228	228
HAMBURG	48139	8	3	11	11
<b>Grand Total</b>		<b>17,050</b>	<b>3,095</b>	<b>20,145</b>	<b>20,145</b>

**Washtenaw County:** During this reporting period, approximately 5 percent of barcode scans came from zip codes within Washtenaw County. Washtenaw County does not have any zip codes that have high or very high concentrations of equity populations.

Place Name	Zip Code	Annual Pass	Daily Pass	Total Scans	Place Total
ANN ARBOR	48103	1,919	899	2,818	4,685
	48104	312	184	496	
	48105	616	295	911	
	48108	251	195	446	
	48109	4	10	14	
CHELSEA	48118	457	205	662	662
CLINTON	49236	8	5	13	13
DEXTER	48130	2,731	864	3,595	3,595
MANCHESTER	48158	32	16	48	48
MILAN	48160	99	43	142	142
SALINE	48176	220	88	308	308
WHITMORE LAKE	48189	810	122	932	932
WILLIS	48191	108	19	127	127
YPSILANTI	48197	688	427	1,115	1,816
	48198	412	289	701	
<b>Grand Total</b>		<b>8,667</b>	<b>3,661</b>	<b>12,328</b>	<b>12,328</b>

**Oakland County:** During this reporting period, approximately 23% of barcode scans came from Zip Codes within Oakland County. Oakland County has 8 Zip Codes where most of the Zip code falls into one of SEMCOG's traffic analysis zones (TAZ) that has a high concentration of equity populations. These Zip Codes are highlighted in orange below. There is one Zip Codes in Oakland County that has very high concentrations of equity populations, which is highlighted in red.

Place Name	Zip Code	Annual Pass	Daily Pass	Total Scans	Place Total
AUBURN HILLS	48326	476	355	831	831
BERKLEY	48072	202	152	354	354
BIRMINGHAM	48009	224	120	344	344
BLOOMFIELD HILLS	48301	166	89	255	798
	48302	185	95	280	
	48304	134	129	263	
CLARKSTON	48346	267	98	365	649
	48348	210	74	284	
CLAWSON	48017	231	121	352	352
COMMERCE TOWNSHIP	48382	1381	277	1658	1,658
DAVISBURG	48350	192	22	214	214
FARMINGTON	48331	498	173	671	2,633
	48334	356	131	487	
	48335	570	190	760	
	48336	483	232	715	
FERNDALE	48220	295	239	534	534
FRANKLIN	48025	214	154	368	368
HAZEL PARK	48030	225	226	451	451
HIGHLAND	48356	669	60	729	1,601
	48357	751	121	872	
HOLLY	48442	298	167	465	465
HUNTINGTON WOODS	48070	82	54	136	136
KEEGO HARBOR	48320	16	37	53	53
LAKE ORION	48359	117	81	198	635
	48360	130	73	203	
	48362	137	97	234	
LEONARD	48367	75	34	109	109
MADISON HEIGHTS	48071	499	396	895	895
MILFORD	48380	2462	165	2627	7,182
	48381	4322	233	4555	
NEW HUDSON	48165	2066	147	2213	2,213
NOVI	48374	770	146	916	2,872
	48375	976	201	1177	
	48377	595	184	779	
OAK PARK	48237	225	201	426	426
OAKLAND	48363	185	79	264	264
ORTONVILLE	48462	62	43	105	105



OXFORD	48370	16	11	27	301
	48371	137	137	274	
PLEASANT RIDGE	48069	50	30	80	80
PONTIAC	48340	96	188	284	602
	48341	64	91	155	
	48342	37	126	163	
ROCHESTER	48306	1530	452	1982	8,469
	48307	2825	750	3575	
	48309	2537	375	2912	
ROYAL OAK	48067	456	247	703	1593
	48073	548	342	890	
SOUTH LYON	48178	5002	659	5661	5,661
SOUTHFIELD	48033	108	141	249	1272
	48034	133	125	258	
	48075	95	234	329	
	48076	188	248	436	
TROY	48083	486	331	817	3,148
	48084	345	205	550	
	48085	754	378	1132	
	48098	437	212	649	
WALLED LAKE	48390	792	223	1015	1015
WATERFORD	48327	459	208	667	1,777
	48328	379	222	601	
	48329	402	107	509	
WEST BLOOMFIELD	48322	322	226	548	1306
	48323	242	118	360	
	48324	261	137	398	
WHITE LAKE	48383	2715	841	3556	5,610
	48386	1676	378	2054	
WIXOM	48393	716	267	983	983
<b>Grand Total</b>		<b>44,554</b>	<b>13,405</b>	<b>57959</b>	<b>57,959</b>

**Wayne County:** During this reporting period, approximately 22 percent (up from 19 percent last reporting period) of barcode scans came from zip codes within Wayne County. Wayne County has 13 zip codes where most of the zip code falls into one of SEMCOG's traffic analysis zones (TAZ) that has a high concentration of equity populations. These zip codes are highlighted in orange below. There are 26 zip codes in Wayne County that have very high concentrations of equity populations, which are highlighted in red below.

Place Name	Zip Code	Annual Pass	Daily Pass	Total Scans	Place Total
ALLEN PARK	48101	569	215	784	784
BELLEVILLE	48111	7,350	1374	8724	8,724
CANTON	48187	731	445	1176	2,254
	48188	705	373	1078	
DEARBORN	48120	57	82	139	1857
	48124	450	312	762	
	48126	377	752	752	
	48128	111	93	204	
DEARBORN HEIGHTS	48125	264	242	506	1162
	48127	233	423	656	
DETROIT	48201	47	77	124	5352
	48202	45	109	154	
	48204	11	126	137	
	48205	69	331	400	
	48206	22	79	101	
	48207	58	105	163	
	48208	18	48	66	
	48209	66	240	306	
	48210	94	294	388	
	48211	42	69	111	
	48213	30	146	176	
	48214	26	68	94	
	48215	30	75	105	
	48216	28	50	78	
	48217	6	64	70	
	48219	84	288	372	
	48221	77	243	320	
	48223	36	144	180	
	48224	95	308	403	
	48226	44	63	107	
	48227	50	224	274	
48228	107	375	482		
48234	39	209	248		
48235	31	282	313		
48238	24	151	175		
48242			5	5	

ECORSE	48229	93	75	168	168
FLAT ROCK	48134	4,738	818	5556	5,556
GARDEN CITY	48135	361	219	580	580
GROSSE ILE	48138	276	32	308	308
GROSSE POINTE	48230	194	94	288	999
	48236	485	226	711	
HAMTRAMCK	48212	285	759	1044	1044
HARPER WOODS	48225	291	159	450	450
HIGHLAND PARK	48203	50	147	197	197
INKSTER	48141	102	177	279	279
LINCOLN PARK	48146	503	285	788	788
LIVONIA	48150	343	214	557	2,074
	48152	393	258	651	
	48154	539	327	866	
MELVINDALE	48122	112	101	213	213
NEW BOSTON	48164	5,616	321	5937	5,937
NORTHVILLE	48167	793	183	976	1726
	48168	601	149	750	
PLYMOUTH	48170	627	225	852	852
REDFORD	48239	228	250	478	808
	48240	199	131	330	
RIVER ROUGE	48218	11	47	58	58
RIVERVIEW	48193	541	124	665	665
ROCKWOOD	48173	1909	620	2529	2,529
ROMULUS	48174	1709	483	2192	2,192
SOUTHGATE	48195	1,999	251	2250	2,250
TAYLOR	48180	1186	459	1645	1645
TRENTON	48183	2,467	809	3276	3,276
WAYNE	48184	457	123	580	580
WESTLAND	48185	460	384	844	1540
	48186	405	291	696	
WYANDOTTE	48192	607	162	769	769
<b>Grand Total</b>		<b>40,606</b>	<b>17,387</b>	<b>57,616</b>	<b>57,616</b>

**Macomb County:** During this reporting period, approximately 35 percent of barcode scans came from zip codes within Macomb County. Macomb County has seven zip codes where most of the zip code falls into one of SEMCOG’s traffic analysis zones (TAZ) that has a high concentration of equity populations. These zip codes are highlighted in orange below. There are no zip codes in Macomb County that have very high concentrations of equity populations.

Place Name	Zip Code	Annual Pass	Daily Pass	Total Scans	Place Total
ARMADA	48005	303	52	355	355
CENTER LINE	48015	241	147	388	388
CLINTON TOWNSHIP	48035	3,481	1220	2528	8,030
	48036	2,267	706	2,973	
	48038	2,403	901	2,529	
EASTPOINTE	48021	798	433	1231	1231
FRASER	48026	845	258	2530	2530
HARRISON TOWNSHIP	48045	9,840	2749	12,589	12,589
MACOMB	48042	2,441	851	2,531	7,481
	48044	3,160	1790	4,950	
MOUNT CLEMENS	48043	1293	635	2532	2532
NEW BALTIMORE	48047	1,547	754	2,301	4,834
	48051	795	418	2533	
NEW HAVEN	48048	527	259	786	3320
	48050	26	17	2534	
RAY	48096	162	79	241	241
RICHMOND	48062	115	96	2535	2535
ROMEO	48065	598	287	885	885
ROSEVILLE	48066	2,169	980	2,536	2,536
SAINT CLAIR SHORES	48080	1199	421	1,620	5,616
	48081	1089	307	2537	
	48082	1169	290	1459	
STERLING HEIGHTS	48310	1118	955	2538	8,720
	48312	1412	976	2,388	
	48313	1,974	1012	2,539	
	48314	789	466	1255	
UTICA	48315	2,660	657	2,540	13,332
	48316	7,340	911	8,251	
	48317	2,174	584	2,541	
WARREN	48088	1023	616	1639	8,979
	48089	623	586	2542	
	48091	404	613	1017	
	48092	543	534	2543	
	48093	808	430	1238	
WASHINGTON	48094	4,583	454	2,544	3,125
	48095	470	111	581	
<b>Grand Total</b>		<b>62,389</b>	<b>22,555</b>	<b>89,259</b>	<b>89,259</b>



To: Board of Commissioners  
From: Nina Kelly, Chief of Planning and Development  
Project Title: Approval – Huron Meadows Trail Connections Feasibility Study  
Project Type: Professional Services/Administrative  
Location: Huron Meadows Metropark  
Date: July 1, 2021

**Action Requested: Motion to approve**

That the Board of Commissioners accept the proposal from PEA Group to facilitate development of the Huron Meadows Trail Connections Feasibility Study as recommended by Chief of Planning and Development Nina Kelly and staff.

**Fiscal Impact:** In January 2021, Planning and Development staff submitted an application to the Community Foundation of Southeast Michigan (CFSEM) Ralph C. Wilson, Jr. Legacy Fund for this project. In May, staff received notification of the award in the amount of \$47,000. The proposal from PEA Group came in at \$46,915, just under the amount of funding available.

**Background:** The Livingston County Trails Plan is a comprehensive study involving the identification, mapping, and analysis of trail networks throughout Livingston County. The plan, completed in June 2020, was guided by the Livingston County Outdoor Network (LivON), a coalition that includes representation from the Metroparks, and builds on the existing regional trail systems to improve connections throughout the County. A copy of the plan can be found at <https://walkbike.info/livingston/plan/>.

The Plan's final priorities were developed with a focus on connecting major destinations identified during the public engagement process. Priority routes were determined based on public input, feasibility, connectivity and safety. The first priority route connects Brighton State Recreation Area, Huron Meadows Metropark and Island Lake Recreation Area, which also connects to Kensington Metropark.

Key to this route, and one of the most challenging connections, is a US-23 crossing. None of the existing overpasses or underpasses have suitable areas for getting nonmotorized traffic safely across the highway. The uncertainty lies in determining the exact location of a US-23 crossing to achieve the desired trail connections. The upcoming expansion of the Flex Route project on US-23 may afford an opportunity for coordination of a crossing with the Michigan Department of Transportation (MDOT).

The consultant will engage partners, stakeholders and the public to develop a feasibility study for this trail connection through the analysis of alignment and crossing options. The consultant will then complete preliminary engineering design of the preferred route, which will include refined cost estimates, a more detailed layout of the alignment, a phasing approach for incremental implementation (including coordination with the MDOT Phase II US-23 Flex Route project) and identification of stakeholder agency roles in implementation.

The project must be complete, and grant funding must be spent, by April 30, 2022.

The RFP was competitively bid and posted on the Michigan Intergovernmental Trade Network (MITN) site which provided notice of the solicitation to 310 vendors, of which 42 downloaded the RFP.

Three consulting firms submitted proposals. Planning and Development staff and a handful of LivON partners evaluated the proposals based on the vendors understanding of the project, methodology and approach, experience and price.

<b><u>Contractor</u></b>	<b><u>City</u></b>	<b><u>Amount</u></b>
PEA Group*	Brighton, MI	\$46,915
Carlisle Wortman Associates	Ann Arbor, MI	\$46,882
OHM Advisors	Detroit, MI	\$46,782

*(\*) Indicates recommended award*

**Attachment: Trail Routes**

# Crossing US-23

One of the most challenging connections in the plan is crossing US-23. Currently, none of the overpasses or underpasses have suitable areas for getting nonmotorized traffic over or under US-23. The existing freeway overpasses and underpasses have been constructed such that they preclude the addition of even the most basic pedestrian and bicycle facilities. Even if such facilities were added when an overpass is reconstructed decades into the future, it would lead pedestrians and bicyclists into challenging busy intersections on either side that would deter most users.

Based on public input, there is a strong desire to cross US-23 to connect Island Lake State Rec Area to Huron Meadows Metropark, Brighton State Recreation Area and the population centers surrounding the City of Brighton. Currently, bicyclists are risking their lives crossing US-23 at Lee Road and Silver Lake Road trying to get between these destinations now.

Consideration of all of these elements led to a key recommendation in this plan, to provide a new bicycle and pedestrian bridge over US-23 at Maltby Road that is separate from freeway interchanges and connects the major parks and population centers.

*Note: Recent planning efforts for the Great Lake-to-Lake Trail Route #1 have looked at providing a trail crossing on US-23 at Silver Lake Road or M-36 / 9 Mile Road. While a key link for the Great Lake-to-Lake Trail, both of these crossings would take bicyclists 6 to 8 miles out of their way (the length of most bicyclists trips). A pathway would then be needed back up the other side of US-23 to get to Huron Meadows Metropark. Additionally, the existing pathway along Fieldcrest Drive is only 8' wide, not meeting the minimum standards of a shared use path.*



From the 2020 Livingston County Trails Plan

## Grand River Ave

- Two separate bridges across US-23 required
- Existing bridge decks not wide enough for pathway
- No existing sidewalks or paved shoulders on overpass
- Busy commercial corridor with lots of traffic turning in and out of driveways

## Lee Road

- Busy roundabouts at expressway on/off ramps are difficult to navigate as a bicyclist or pedestrian
- Existing bridge decks not wide enough for pathway
- No existing sidewalks or paved shoulders on overpass
- Busy corridor with lots of traffic turning in and out of driveways

## Silver Lake Road

- Utilizes existing pathway on Fieldcrest Road
- Requires road crossings at expressway on/off ramps
- Existing bridge structure not wide enough for pathway
- Existing sidewalk next to curb through underpass
- Difficult pathway connection from Silver Lake Road to Huron Meadows Metropark, requiring additional bridge over Huron River

## M 36 / 9 Mile Road

- Requires road crossings at expressway on/off ramps
- Existing bridge structure not wide enough for pathway
- Existing paved shoulders through underpass
- Takes bicyclists 8 miles out of their way traveling between State Recreation Areas and Huron Meadows Metropark

# LIVINGSTON COUNTY TRAILS PLAN

## A plan to improve trail connections within the County and to the regional trail network

### Priority Routes


**A Maltby-Hamburg - Bauer Road Trail**  
Proposed sidepath on the north side of Maltby Road and east side of Bauer Road, with a new bridge over US-23 and along the north side of Hamburg Road - Connects the existing pathway on Bauer Road with the Fieldcrest Pathway/Great-Lake-to-Lake Trail Route #1, Huron Meadows Metropark and Island Lake Recreation Area



**B Latson - Chilson - Brighton Road Trail**  
Proposed sidepath on the north side of Brighton Road and east side of Chilson Road and Latson Road, connecting existing pathways on Latson Road and Brighton Road between the City of Howell and the City of Brighton



**C Chilson - Swarthout - Pettysville Road Paved Shoulder**  
Proposed paved shoulders on Chilson Road, Swarthout Road and Pettysville Road between Brighton Road and M-36 (Michigan Ave), connecting to the Mile Levine Lakelands Trail / Great Lake-to-Lake Trail Route #1



Note: In addition to the three routes presented, the Great Lake-to-Lake Trail Route #1, the Cross Town Trail in Howell and the Grand River Corridor between Howell and Brighton, are priority routes in the county. They are all under development by other planning groups so they have not been detailed in this plan.

### Near Term Network

One of the fastest growing segments of bicycling is gravel road riding. Bicyclists enjoy the scenic rural areas and low volumes of traffic. Natural Beauty roads with low advisory speeds make for ideal routes. With over 700 miles of gravel roads in Livingston County, many of the existing gravel roads are currently used by bicyclists to travel between parks and recreation areas. Many of these routes were identified during the trail summit and have been incorporated into Near Term Network Plan.



The proposed Near Term Network enhances existing road routes and pathways to provide safe connection between population centers and park and recreation centers with what is currently on the ground. The network focuses on gravel road routes, existing shared use pathways and low volume paved roads to provide connections. A few safety improvements are required to complete the network, such as short trail connections along high speed, high volume roadways. While this route is not suitable for all cyclists, with very little investment, it provides a network for current gravel road cyclists to safely travel between destinations in the county.



### Long Term System

Long Term Network illustrate a trail vision that can be implemented as opportunities present themselves. These include routes identified in past planning efforts and connections that could be implemented as part of major infrastructure construction projects. The facility type may not be determined yet for all long term connections.

### Legend:

- Proposed Network**
  - Priority Routes
  - Near Term Network
  - Long Term System
  - Asphalt or Fines Shared Use Path
  - Hiking Trail
  - Equestrian Trail
  - Mountain Bike Trail
  - New Crosswalk
  - New Pedestrian and Bicycle Bridge
- Existing Network**
  - Asphalt/Concrete Shared Use Path (8'+ wide)
  - Fines Shared Use Path
  - Great Lake to Lake Trail Route #1
  - Hiking Trails
  - Equestrian Trails
  - Mountain Bike Trails (open to hiking)
  - Water Trails
  - Paved Shoulder/Bike Lane
  - Major Roads
  - Local Roads
  - Gravel Roads
  - Expressway
  - Railroad
  - Electric
  - Pipeline
  - Buildings
  - Parcels
  - City/Village
  - Rivers, Lakes, Ponds
  - Wetlands
  - Parks with Trails
  - Other Recreation Areas
  - School/Academic
  - Public Land
  - Utility Company
  - Library
  - School
  - Trailhead
  - Park
  - Community Center
  - DNR Campground

On average, a mile takes 4 to 8 minutes to bike not accounting for delays from stop signs, traffic signals or traffic.



Livingston County Priority Trails Map 06/24/20





To: Board of Commissioners  
From: Mike Henkel, Chief of Engineering Services  
Project No: 509-20-554  
Project Title: Bids – Boat Launch Building Redevelopment  
Project Type: Capital Improvement  
Location: Stony Creek Metropark  
Date: July 7, 2021

Bids Received: May 26, 2021

**Action Requested: Motion to Approve**

That the Board of Commissioners award Contract No. 509-20-554 to the low responsive, responsible bidder, Bernco, Inc., in the amount of \$1,634,038 as recommended by Chief of Engineering Services Mike Henkel and Staff.

**Fiscal Impact:** The project was budgeted at \$1,750,000 and is under budget in the amount of \$85,972. The previously approved shade structure, which will be installed as part of this work, accounts for \$29,990 of the project cost.

**Scope of Work:** The project will provide construction of a 2,450 square foot restroom building, adjacent shade structure, walkways, accessible picnic areas, associated site work, demolition of the existing restroom and site restoration.

**Background:** The boat launch area has become a popular spot with many park patrons. The area has expanded in use over the years and has become a focal point of Stony Creek Metropark. The area hosts group events, runners, bikers, walkers, boaters, weddings and skaters during the winter months. The new building will provide a 1,425 square foot gathering area with large operable windows to provide a view of the lake, two separate changing rooms, four family restrooms and associated mechanical space.

In addition, the work will include the installation of a fabric shade structure, seating areas, bike rack and repair station, accessible grills and tables, associated walks, and utilities. The project will be completed in phases, and the existing building will be used until the new facility is opened. Once the new building is complete, the existing building will be demolished, which will allow for the construction of the shade structure and associated site work. The targeted completion date is August 2022.

The existing facility being replaced was constructed in 1970, is approximately 1,300 square feet, does not meet accessibility requirements, needs repairs, and does not fully support the current and future use of the area. Previous work on this site has included moving the boat storage lot, constructing a new parking lot, new boat launch, docks and bike trail realignment.

Future projects will include reconstructing the existing seawall.

<u>Contractor</u>					<u>City</u>	<u>Amount</u>
1. Bernco, Inc.	DEI	Local	x	Wage	St.Clair Shores	\$1,634,038.00
2. Cross Construction Group	DEI	Local	x	Wage	Livonia	\$1,805,000.00
3. Sorensen Gross Company	DEI	Local		Wage	Flint	\$1,892,450.00
4. Brenca Contractors, Inc.	DEI	Local	x	Wage	Warren	\$1,905,131.00
5. FH Martin Constructors	DEI	Local	x	Wage	Warren	\$1,974,500.00
6. LaSalle Group, Inc.	DEI	Local	x	Wage	Farmington Hills	\$2,041,600.00
7. R&E Development Group, LLC	DEI	Local	x	Wage	Bruce Twp.	\$2,099,896.00
8. Vesta Home Inc.	DEI	Local	x	Wage	Fraser	\$2,215,484.89

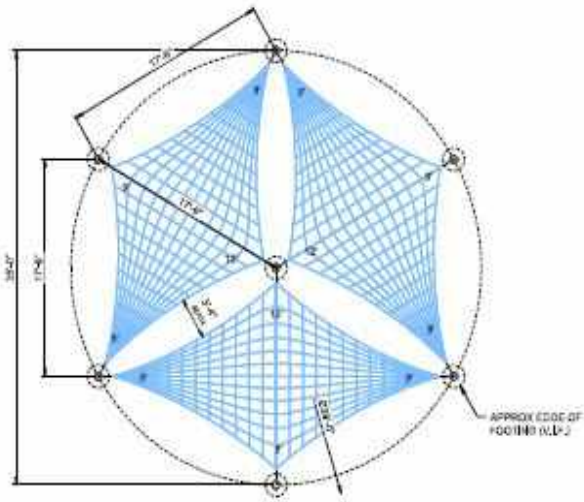
**Budget for Contract Services**

- Boat Launch Building Redevelopment \$1,750,000.00
- Shade Structure \$ 29,990.00
- Total \$1,720,010.00

**Work Order Amount**

- Contract Amount Bernco, Inc. \$1,634,038.00
- Contract Administration \$ 20,000.00
- Total Proposed Work Order Amount (Rounded) \$1,654,038.00

*This project was reported and publicly advertised in the following construction reporting outlets: Michigan Inter-governmental trade network, MITN; Construction Association of Michigan, Construction Connect, Washtenaw Contractors Association, Builders Exchange of Lansing and Central Michigan.*

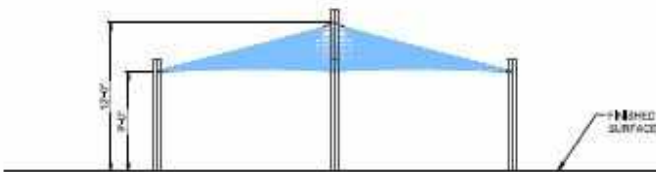


PERSPECTIVE VIEW 1

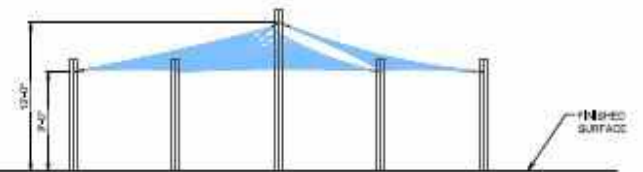
PANEL #	SOFT
PANEL (NO)	178.1
TOTAL (N)	584.6



PERSPECTIVE VIEW 2



SOUTH ELEVATION



WEST ELEVATION





To: Board of Commissioners  
From: Mike Henkel, Chief of Engineering Services  
Subject: Report – Washago Pond Background and Update  
Date: July 7, 2021

**Action Requested: Motion to Receive and File**

That the Board of Commissioners receive and file this report as recommended by Chief of Engineering Services Mike Henkel and staff.

**Background:** On June 25, staff met on site at Washago Pond with the Huron River Watershed Council (HRWC). Staff had reached out to HRWC to seek their thoughts and recommendations for the area as the Washago Pond dam has been on the HRWC list of potential dam removals.

As indicated in their follow-up letter dated July 2, 2021, there is currently an opportunity for the restoration of the area, which could provide a healthy ecosystem. The associated tributary can provide diverse habitat for fish, aquatic invertebrates and amphibians as well as providing a filtering effect for rainwater.

Updates to the state of Michigan have also been maintained as to the current condition of the site particularly after the heavy rains. Park crews have been maintaining silt fencing, protecting embankments, and installing check dams to help mitigate possible sediment movement. ASTI Environmental has been hired for consultation on the handling of sediment as well for additional restoration guidance.

Washago Pond was constructed by the Metroparks and is part of the Regan County drain. In reviewing past contracts and drawings the weir structure was installed in the late 1970's with the final grading completed in the early 1990's. Approximately 66,000 cubic yards was excavated to construct the pond.

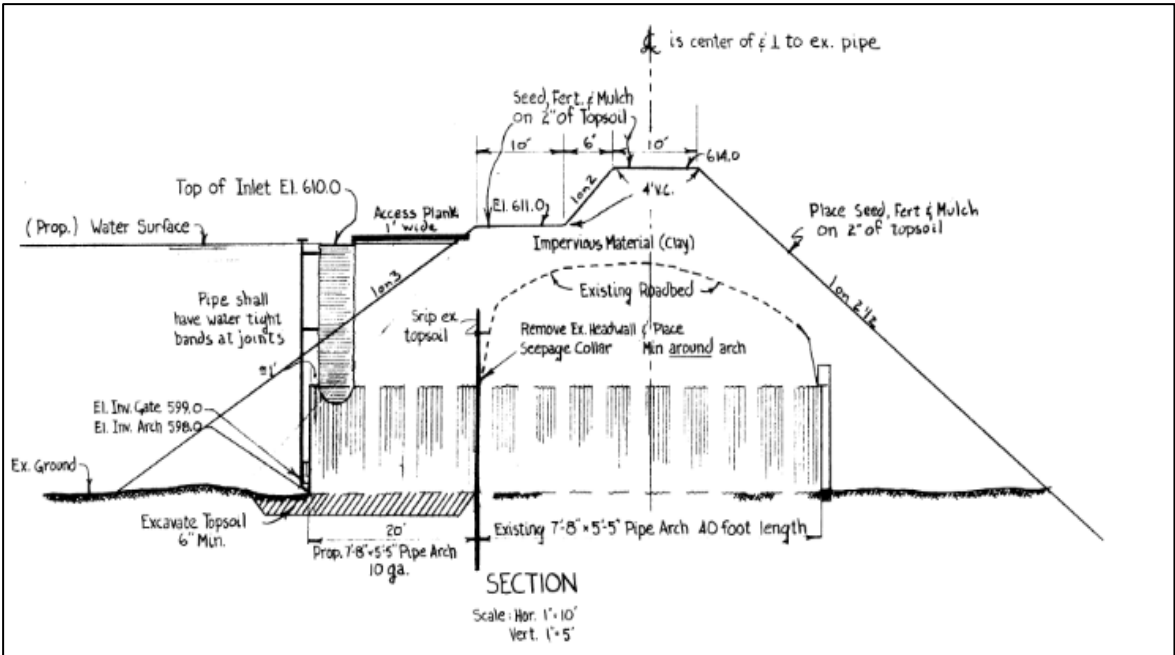
The pond level control structure is constructed of a 4-foot diameter corrugated metal riser and a 7-5"x5'-5"x40-foot long pipe arch spillway. The dam consists of a 250 long earthen embankment on the north side of the pond. When the water level reaches the top of the pipe inlet, water flows down the riser pipe and then horizontally through the spillway to the downstream outlet and then is channelized to the Huron River.

The structure and dam maintained approximately 17 acres of pond surface at a maximum depth of 12 feet. The pond has been primarily used for fishing, paddle boats and as a backdrop to many weddings and events. The area also has a rich history as part of the Wyandot Nation and a known settlement was in the general area of the pond.


**Summary of Contract work:**

- 1977 Dam and Weir
- 1987 Washago Pond Clearing and Grading
- 1989 Washago Pond Phase II
- 1991 Washago Pond Concession Building
- 1992 Washago Pond walkways
- 1993 Washago Pond Landscaping
- 1993 Washago Pond Asphalt surfacing of lots
- 1999 Tree Plantings
- 2002 Play Development
- 2009 Concrete Walk

# Control Structure



2020 Aerial Image



1967 Aerial Photo





To: Board of Commissioners  
From: Mike Henkel, Chief of Engineering Services  
Project No: 509-20-555  
Project Title: Bids – Off-Leash Dog Area Development  
Project Type: Capital Improvement  
Location: Stony Creek Metropark  
Date: July 7, 2021

Bids Received: June 29, 2021

**Action Requested: Motion to Approve**

That the Board of Commissioners (1) award Contract No. 509-20-555 to the low responsive, responsible bidder, Warren Contractors and Development, Inc., in the amount of \$163,507.80; and (2) approve the transfer of \$25,008 from project 508.20-219 Hudson Mills Tollbooth removal and replacement to cover the cost of the project as recommended by Chief of Engineering Services Mike Henkel and staff.

**Fiscal Impact:** The project is over budget in the amount of \$25,007.80. This project will be partially funded by a \$50,000 Michigan Natural Trust Fund Grant. The Metroparks is providing in-kind services in the amount of \$38,500 and the remaining outlay of \$75,007.80 will come from the Metroparks Capital Project Fund. The additional funding needed for this project is available from the completed project to replace the tollbooth at Hudson Mills.

**Scope of Work:** The project includes earth excavation, asphalt removal and installation, placing concrete pavement, installation of a waterline and hydrant, parking lot striping, culverts, tree plantings, signage, and site restoration.

**Background:** The grant resolution for the project was approved by the Board at the March 8, 2019 meeting. The project will be constructed at the Oakgrove picnic area at Stony Creek Metropark.

The project involves the development of an accessible off-leash dog area to comprise (1) fencing for two areas of nearly three acres each (small dogs and all dogs alternating to reduce turf wear) including utility and entry gates; (2) a 10-foot wide asphalt path from the parking lot to the bullpen area; (3) concrete bullpen with water bottle/pet filling station, benches, planting bed, and dog waste stations; (4) accessible aggregate surface in each high traffic area at turf entry and on each 6-foot wide path extending into the off-leash areas; (5) accessible unisex portable toilet placed on concrete outside of bullpen area; and (6) striping and signs for three van accessible parking spaces.

Public support for pet-friendly amenities was gathered during the public input process for the Stony Creek Metropark Master Plan adopted by the Board in August 2016 and in the system-wide Five-Year Community Recreation Plan adopted in September 2017.



<u>Contractor</u>	<u>City</u>	<u>Amount</u>
1. Warren Contractors and Development, Inc.	Oxford	\$163,507.80
2. WCI Contractors, Inc.	Detroit	\$165,715.00
3. Cross Construction Group	Livonia	\$220,000.00
4. Brenco, Inc.	St. Clair Shores	\$222,549,000
Budget for Contract Services		
• Off-Leash Dog Area Development		\$138,500.00
Work Order Amount		
• Contract Amount		
• Warren Contractors and Development, Inc.		\$163,507.80
• Contract Administration		<u>\$ 10,000.00</u>
○ Total Proposed Work Order Amount (Rounded)		\$173,508.00

*This project was reported and publicly advertised in the following construction reporting outlets: Michigan Inter-governmental trade network, MITN; Construction Association of Michigan, Construction Connect, Washtenaw Contractors Association, Builders Exchange of Lansing and Central Michigan.*

HURON-CLINTON METROPARKS MONTHLY STATISTICS

June, 2021

PARK	MONTHLY VEHICLE ENTRIES				MONTHLY TOLL REVENUE			
	Current	Previous	Prev 3 Yr Avg	Change from Average	Current	Previous	Prev 3 Yr Avg	Change from Average
Lake St Clair	70,409	87,445	68,663	3%	\$ 371,012	\$ 482,204	\$ 356,716	4%
Wolcott Mill	4,406	2,133	3,496	26%	\$ 3,398	\$ 1,462	\$ 4,322	-21%
Stony Creek	93,596	132,907	100,743	-7%	\$ 471,205	\$ 741,282	\$ 552,963	-15%
Indian Springs	13,440	15,398	13,543	-1%	\$ 53,237	\$ 70,131	\$ 58,767	-9%
Kensington	98,757	124,545	108,005	-9%	\$ 434,457	\$ 684,600	\$ 516,678	-16%
Huron Meadows	12,943	14,529	12,115	7%	\$ 1,662	\$ 2,947	\$ 3,174	-48%
Hudson Mills	28,330	36,756	27,371	4%	\$ 88,352	\$ 132,619	\$ 92,801	-5%
Lower Huron/Willow/Oakwoods	56,341	63,872	61,116	-8%	\$ 125,190	\$ 153,055	\$ 166,418	-25%
Lake Erie	25,289	32,625	27,988	-10%	\$ 65,425	\$ 116,090	\$ 100,051	-35%
<b>Monthly TOTALS</b>	<b>403,511</b>	<b>510,210</b>	<b>423,041</b>	<b>-5%</b>	<b>\$ 1,613,938</b>	<b>\$ 2,384,390</b>	<b>\$ 1,851,891</b>	<b>-13%</b>

PARK	Y-T-D VEHICLE ENTRIES				Y-T-D TOLL REVENUE			
	Current	Previous	Prev 3 Yr Avg	Change from Average	Current	Previous	Prev 3 Yr Avg	Change from Average
Lake St Clair	258,121	253,684	206,094	25%	\$ 1,309,025	\$ 1,123,506	\$ 958,306	37%
Wolcott Mill	22,043	9,596	17,357	27%	\$ 19,235	\$ 3,967	\$ 30,914	-38%
Stony Creek	344,445	376,713	288,772	19%	\$ 1,873,995	\$ 1,994,754	\$ 1,541,731	22%
Indian Springs	51,900	51,127	41,945	24%	\$ 254,866	\$ 226,206	\$ 191,262	33%
Kensington	454,271	431,350	381,425	19%	\$ 2,075,515	\$ 1,877,680	\$ 1,610,470	29%
Huron Meadows	61,774	49,188	42,505	45%	\$ 50,797	\$ 25,748	\$ 31,519	61%
Hudson Mills	132,385	131,365	102,859	29%	\$ 393,017	\$ 371,818	\$ 302,707	30%
Lower Huron/Willow/Oakwoods	298,971	282,967	257,519	16%	\$ 519,484	\$ 514,598	\$ 480,307	8%
Lake Erie	112,390	117,787	96,254	17%	\$ 421,726	\$ 449,119	\$ 380,825	11%
<b>Monthly TOTALS</b>	<b>1,736,300</b>	<b>1,703,777</b>	<b>1,434,731</b>	<b>21%</b>	<b>\$ 6,917,660</b>	<b>\$ 6,587,396</b>	<b>\$ 5,528,041</b>	<b>25%</b>

PARK	MONTHLY PARK REVENUE				Y-T-D PARK REVENUE			
	Current	Previous	Prev 3 Yr Avg	Change from Average	Current	Previous	Prev 3 Yr Avg	Change from Average
Lake St Clair	\$ 468,193	\$ 527,413	\$ 449,536	4%	\$ 1,702,781	\$ 1,396,399	\$ 1,327,336	28%
Wolcott Mill	\$ 13,287	\$ 8,407	\$ 14,067	-6%	\$ 79,396	\$ 42,443	\$ 118,004	-33%
Stony Creek	\$ 895,961	\$ 1,124,315	\$ 880,135	2%	\$ 2,970,128	\$ 2,670,612	\$ 2,255,386	32%
Indian Springs	\$ 254,056	\$ 242,907	\$ 216,605	17%	\$ 796,915	\$ 518,443	\$ 515,843	54%
Kensington	\$ 858,449	\$ 1,031,523	\$ 878,012	-2%	\$ 3,184,641	\$ 2,466,091	\$ 2,385,894	33%
Huron Meadows	\$ 211,065	\$ 167,909	\$ 161,671	31%	\$ 618,649	\$ 309,713	\$ 366,241	69%
Hudson Mills	\$ 241,571	\$ 266,031	\$ 208,518	16%	\$ 776,314	\$ 602,409	\$ 546,912	42%
Lower Huron/Willow/Oakwoods	\$ 321,185	\$ 344,534	\$ 474,402	-32%	\$ 1,027,922	\$ 775,222	\$ 946,705	9%
Lake Erie	\$ 280,444	\$ 314,660	\$ 325,252	-14%	\$ 970,776	\$ 769,320	\$ 779,599	25%
<b>Y-T-D TOTALS</b>	<b>\$ 3,544,211</b>	<b>\$ 4,027,698</b>	<b>\$ 3,608,198</b>	<b>-2%</b>	<b>\$ 12,127,523</b>	<b>\$ 9,550,651</b>	<b>\$ 9,241,920</b>	<b>31%</b>

District	Y-T-D Vehicle Entries by Management Unit				Y-T-D Total Revenue by Management Unit			
	Current	Previous	Prev 3 Yr Avg	Change from Average	Current	Previous	Prev 3 Yr Avg	Change from Average
Eastern	624,609	639,993	512,223	22%	4,752,306	4,109,454	3,700,725	28%
Western	700,330	663,030	568,735	23%	5,376,519	3,896,656	3,814,891	41%
Southern	411,361	400,754	353,774	16%	1,998,698	1,544,542	1,726,304	16%

GOLF THIS MONTH	MONTHLY ROUNDS				MONTHLY REVENUE			
	Current	Previous	Prev 3 Yr Avg	Change from Average	Current	Previous	Prev 3 Yr Avg	Change from Average
Stony Creek	6,190	6,265	5,695	9%	\$ 219,489	\$ 204,335	\$ 188,346	17%
Indian Springs	5,742	5,645	4,913	17%	\$ 183,297	\$ 168,438	\$ 147,256	24%
Kensington	6,829	7,124	6,255	9%	\$ 228,600	\$ 222,197	\$ 197,804	16%
Huron Meadows	5,816	5,513	5,064	15%	\$ 207,723	\$ 163,812	\$ 157,446	32%
Hudson Mills	5,159	5,137	4,283	20%	\$ 139,469	\$ 122,183	\$ 104,383	34%
Willow	4,912	5,814	4,561	8%	\$ 147,452	\$ 168,018	\$ 132,777	11%
Lake Erie	5,664	5,808	5,143	10%	\$ 171,912	\$ 154,524	\$ 142,340	21%
<b>Total Regulation</b>	<b>40,312</b>	<b>41,306</b>	<b>35,914</b>	<b>12%</b>	<b>\$ 1,297,942</b>	<b>\$ 1,203,506</b>	<b>\$ 1,070,352</b>	<b>21%</b>
LSC Par 3	1,210	1,673	1,443	-16%	\$ 9,200	\$ 14,194	\$ 10,571	-13%
LSC Foot Golf	148	114	100	48%	\$ 1,030	\$ 876	\$ 739	39%
<b>Total Golf</b>	<b>41,670</b>	<b>43,093</b>	<b>37,457</b>	<b>11%</b>	<b>\$ 1,308,172</b>	<b>\$ 1,218,576</b>	<b>\$ 1,081,662</b>	<b>21%</b>

GOLF Y-T-D	GOLF ROUNDS Y-T-D				GOLF REVENUE Y-T-D			
	Current	Previous	Prev 3 Yr Avg	Change from Average	Current	Previous	Prev 3 Yr Avg	Change from Average
Stony Creek	16,291	10,594	10,952	49%	\$ 564,569	\$ 327,201	\$ 351,018	61%
Indian Springs	14,767	8,738	9,243	60%	\$ 468,721	\$ 261,632	\$ 273,471	71%
Kensington	18,143	11,485	12,630	44%	\$ 579,422	\$ 347,911	\$ 382,728	51%
Huron Meadows	14,557	9,155	10,283	42%	\$ 507,830	\$ 258,274	\$ 308,434	65%
Hudson Mills	12,724	8,145	8,167	56%	\$ 330,723	\$ 193,939	\$ 192,392	72%
Willow	13,708	7,560	7,185	91%	\$ 413,927	\$ 211,808	\$ 205,678	101%
Lake Erie	14,673	8,791	9,283	58%	\$ 438,381	\$ 226,838	\$ 250,686	75%
<b>Total Regulation</b>	<b>104,863</b>	<b>64,468</b>	<b>67,744</b>	<b>55%</b>	<b>\$ 3,303,574</b>	<b>\$ 1,827,603</b>	<b>\$ 1,964,408</b>	<b>68%</b>
LSC Par 3	2,468	2,951	2,457	0%	\$ 23,074	\$ 24,482	\$ 18,139	27%
LSC Foot Golf	274	166	147	86%	\$ 2,058	\$ 1,304	\$ 1,100	87%
<b>Total Golf</b>	<b>107,605</b>	<b>67,585</b>	<b>70,349</b>	<b>53%</b>	<b>\$ 3,328,706</b>	<b>\$ 1,853,389</b>	<b>\$ 1,983,647</b>	<b>68%</b>

AQUATICS THIS MONTH	PATRONS THIS MONTH				MONTHLY REVENUE			
	Current	Previous	Prev 3 Yr Avg	Change from Average	Current	Previous	Prev 3 Yr Avg	Change from Average
Lake St. Clair	9,805	534	7,788	26%	\$ 39,670	\$ 2,140	\$ 38,793	2%
Stony Creek Rip Slide	7,094	0	3,755	89%	\$ 36,636	\$ -	\$ 18,855	94%
KMP Splash	10,433	6,451	7,808	34%	\$ 42,331	\$ 25,976	\$ 45,469	-7%
Lower Huron	232	0	12,767	-98%	\$ 2,327	\$ -	\$ 137,228	-98%
Willow	4,359	509	3,297	32%	\$ 19,444	\$ 2,122	\$ 15,763	23%
Lake Erie	0	0	5,357	-	\$ -	\$ -	\$ 43,834	-
<b>TOTALS</b>	<b>31,923</b>	<b>7,494</b>	<b>40,771</b>	<b>-22%</b>	<b>\$ 140,408</b>	<b>\$ 30,238</b>	<b>\$ 299,942</b>	<b>-53%</b>

AQUATICS Y-T-D	PATRONS Y-T-D				REVENUE Y-T-D			
	Current	Previous	Prev 3 Yr Avg	Change from Average	Current	Previous	Prev 3 Yr Avg	Change from Average
Lake St. Clair	10,751	534	9,833	9%	\$ 43,430	\$ 2,515	\$ 49,135	-12%
Stony Creek Rip Slide	8,359	0	4,654	80%	\$ 44,486	\$ -	\$ 22,977	94%
KMP Splash	11,262	6,451	9,528	18%	\$ 45,796	\$ 26,976	\$ 58,936	-22%
Lower Huron	232	0	15,381	-98%	\$ 2,327	\$ -	\$ 165,186	-99%
Willow	4,557	509	3,876	18%	\$ 20,515	\$ 2,122	\$ 18,837	9%
Lake Erie	0	0	6,798	-	\$ -	\$ 75	\$ 53,176	-
<b>TOTALS</b>	<b>35,161</b>	<b>7,494</b>	<b>50,070</b>	<b>-30%</b>	<b>\$ 156,554</b>	<b>\$ 31,688</b>	<b>\$ 368,246</b>	<b>-57%</b>

HURON-CLINTON METROPARKS MONTHLY STATISTICS

June, 2021

PARK	Seasonal Activities this Month				Monthly Revenue			
	Current	Previous	Prev 3 Yr Avg	Change from Average	Current	Previous	Prev 3 Yr Avg	Change from Average
<b>Lake St. Clair</b>								
Welsh Center	5	2	5	-6%	\$ 11,800	\$ 2,500	\$ 3,867	205%
Shelters	89	103	68	31%	\$ 23,202	\$ 21,953	\$ 15,359	51%
Boat Launches	1,099	2,763	1,636	-33%	\$ -	\$ -	\$ -	-
Marina	178	484	368	-52%	\$ 3,280	\$ 4,593	\$ 4,581	-28%
Mini-Golf	1,234	1,788	2,080	-41%	\$ 5,584	\$ 6,632	\$ 7,714	-28%
<b>Wolcott</b>								
Activity Center	5	4	4	15%	\$ 2,500	\$ 2,000	\$ 1,167	114%
<b>Stony Creek</b>								
Disc Golf Daily	1,656	3,082	2,361	-30%	\$ 5,694	\$ 10,196	\$ 7,973	-29%
Disc Golf Annual	3	5	6	-47%	\$ 180	\$ 300	\$ 328	-45%
Total Disc Golf	1,659	3,087	2,367	-30%	\$ 5,874	\$ 10,496	\$ 8,301	-29%
Shelters	92	130	94	-2%	\$ 20,625	\$ 29,125	\$ 21,083	-2%
Boat Rental	3,823	9,518	5,624	-32%	\$ 54,416	\$ 83,998	\$ 53,838	1%
Boat Launches	71	208	212	-67%	\$ -	\$ -	\$ -	-
<b>Indian Springs</b>								
Shelters	20	20	14	43%	\$ 2,275	\$ 2,138	\$ 1,604	42%
Event Room	6	1	3	100%	\$ 14,700	\$ 2,200	\$ 4,811	206%
<b>Kensington</b>								
Disc Golf Daily	4,195	5,355	4,550	-8%	\$ 15,614	\$ 18,755	\$ 16,952	-8%
Disc Golf Annual	29	58	33	-13%	\$ 1,660	\$ 3,380	\$ 1,898	-13%
Total Disc Golf	4,224	5,413	4,583	-8%	\$ 17,274	\$ 22,135	\$ 18,850	-8%
Shelters	113	152	101	12%	\$ 25,145	\$ 27,745	\$ 20,573	22%
Boat Rental	3,263	5,691	4,301	-24%	\$ 54,500	\$ 54,914	\$ 50,292	8%
<b>Huron Meadows</b>								
Shelters	13	7	6	129%	\$ 1,700	\$ 1,150	\$ 1,050	62%
<b>Hudson Mills</b>								
Disc Golf Daily	878	1,571	1,096	-20%	\$ 2,634	\$ 4,713	\$ 3,288	-20%
Disc Golf Annual	9	32	19	-53%	\$ 520	\$ 1,860	\$ 1,103	-53%
Total Disc Golf	887	1,603	1,115	-20%	\$ 3,154	\$ 6,573	\$ 4,391	-28%
Shelters	27	23	17	56%	\$ 5,500	\$ 3,700	\$ 3,167	74%
Canoe Rental	0	3,013	1,893	-	\$ 4,278	\$ -	\$ 368	1064%
<b>Lower Huron / Willow / Oakwoods</b>								
Disc Golf Daily	201	273	160	25%	\$ 603	\$ 819	\$ 481	25%
Disc Golf Annual	0	0	1	-	\$ -	\$ -	\$ 48	-
Total Disc Golf	201	273	161	25%	\$ 603	\$ 819	\$ 529	14%
Shelters	114	59	47	141%	\$ 17,975	\$ 11,825	\$ 9,992	80%
<b>Lake Erie</b>								
Shelters	23	13	13	77%	\$ 5,100	\$ 2,900	\$ 2,833	80%
Boat Launches	2,048	3,022	2,674	-23%	\$ -	\$ -	\$ -	-
Marina	0	0	191	-	\$ 37,805	\$ 41,097	\$ 34,331	10%

HURON-CLINTON METROPARKS MONTHLY STATISTICS

June, 2021

PARK	Seasonal Activities Y-T-D				Seasonal Revenue Y-T-D			
	Current	Previous	Prev 3 Yr Avg	Change from Average	Current	Previous	Prev 3 Yr Avg	Change from Average
<b>Lake St. Clair</b>								
Welsh Center	21	13	32	-35%	\$ 39,700	\$ 17,700	\$ 26,992	47%
Shelters	351	171	194	81%	\$ 66,677	\$ 41,486	\$ 47,500	40%
Boat Launches	3,380	4,429	2,452	38%	\$ -	\$ -	\$ -	-
Marina	593	484	564	5%	\$ 9,005	\$ 4,593	\$ 6,742	34%
Mini-Golf	2,110	1,788	2,462	-14%	\$ 9,653	\$ 6,632	\$ 9,161	5%
<b>Wolcott</b>								
Activity Center	5	22	30	-83%	\$ 6,725	\$ 6,000	\$ 10,033	-33%
<b>Stony Creek</b>								
Disc Golf Daily	8,835	6,571	5,950	48%	\$ 29,694	\$ 21,781	\$ 19,678	51%
Disc Annual	118	35	79	49%	\$ 6,880	\$ 2,080	\$ 4,430	55%
Total Disc Golf	8,953	6,606	6,029	48%	\$ 36,574	\$ 23,861	\$ 24,108	52%
Shelters	403	219	251	61%	\$ 90,701	\$ 49,001	\$ 56,342	61%
Boat Rental	6,633	11,567	7,274	-9%	\$ 87,795	\$ 100,665	\$ 69,826	26%
Boat Launches	313	458	426	-27%	\$ -	\$ -	\$ -	-
<b>Indian Springs</b>								
Shelters	60	31	35	70%	\$ 8,375	\$ 3,876	\$ 5,275	59%
Event Room	22	12	18	20%	\$ 50,800	\$ 22,000	\$ 31,945	59%
<b>Kensington</b>								
Disc Golf Daily	16,554	12,209	10,429	59%	\$ 58,511	\$ 42,243	\$ 35,696	64%
Disc Annual	330	178	171	93%	\$ 19,280	\$ 10,500	\$ 9,798	97%
Total Disc Golf	16,884	12,387	10,600	59%	\$ 77,791	\$ 52,743	\$ 45,495	71%
Shelters	437	265	309	42%	\$ 93,907	\$ 55,533	\$ 68,015	38%
Boat Rental	4,635	5,962	5,382	-14%	\$ 76,979	\$ 58,814	\$ 65,212	18%
<b>Huron Meadows</b>								
Shelters	40	19	21	94%	\$ 6,700	\$ 3,300	\$ 3,967	69%
<b>Hudson Mills</b>								
Disc Golf Daily	5,009	3,731	3,317	51%	\$ 15,027	\$ 11,193	\$ 9,951	51%
Disc Annual	88	157	147	-40%	\$ 5,160	\$ 9,220	\$ 8,335	-38%
Total Disc Golf	5,097	3,888	3,464	47%	\$ 20,187	\$ 20,413	\$ 18,286	10%
Shelters	110	35	54	104%	\$ 19,400	\$ 5,750	\$ 10,850	79%
Canoe Rental	775	3,169	2,008	-61%	\$ 4,278	\$ -	\$ 368	1064%
<b>Lower Huron / Willow / Oakwoods</b>								
Disc Golf Daily	1,114	649	561	99%	\$ 3,348	\$ 1,947	\$ 1,683	99%
Disc Annual	9	6	9	-4%	\$ 500	\$ 340	\$ 515	-3%
Total Disc Golf	1,123	655	570	97%	\$ 3,848	\$ 2,287	\$ 2,198	75%
Shelters	261	132	181	44%	\$ 54,975	\$ 27,100	\$ 39,183	40%
<b>Lake Erie</b>								
Shelters	54	31	43	26%	\$ 11,800	\$ 7,000	\$ 9,433	25%
Boat Launches	6,979	9,431	9,012	-23%	\$ -	\$ -	\$ -	-
Marina	0	0	308	-	\$ 107,168	\$ 88,126	\$ 80,607	33%

INTERPRETIVE FACILITIES								
PARK	Monthly Patrons Served				YTD Patrons Served			
	(total program participants and non-program visitors)				(total program participants and non-program visitors)			
	Current	Previous	Prev 3 Yr Avg	Change from Average	Current	Previous	Prev 3 Yr Avg	Change from Average
Lake St Clair	16,017	16,230	19,326	-17%	75,806	74,180	79,243	-4%
Wolcott Mill	4,149	1,109	2,089	99%	26,553	6,835	13,886	91%
Wolcott Farm	4,554	2,091	3,241	41%	23,068	5,207	18,350	26%
Stony Creek	25,061	19,998	21,543	16%	102,045	88,652	93,228	9%
Eastern Mobile Center	796	0	621	28%	1,708	1,072	3,113	-45%
Indian Springs	4,271	5,625	8,921	-52%	23,977	28,800	37,712	-36%
Kens NC	33,832	43,317	36,070	-6%	203,360	197,621	179,331	13%
Kens Farm	25,285	14,259	23,738	7%	139,688	42,191	101,382	38%
Western Mobile Center	325	0	460	-29%	1,919	1,954	3,432	-44%
Hudson Mills	3,628	3,500	3,716	-2%	17,547	16,311	18,421	-5%
Oakwoods	13,539	17,754	15,714	-14%	71,444	84,008	75,230	-5%
Lake Erie	18,533	20,889	18,213	2%	97,526	96,842	88,813	10%
Southern Mobile Center	241	0	750	-68%	2,671	1,910	4,929	-46%
Totals	150,231	144,772	154,400	-3%	787,312	645,583	717,069	10%

PARK	Monthly Revenue				YTD Revenue			
	Current	Previous	Prev 3 Yr Avg	Change from Average	Current	Previous	Prev 3 Yr Avg	Change from Average
Lake St Clair	\$ 329	\$ -	\$ 2,919	-89%	\$ 1,716	\$ 6,237	\$ 12,387	-86%
Wolcott Mill	\$ 152	\$ -	\$ 1,112	-86%	\$ 3,444	\$ 845	\$ 5,576	-38%
Wolcott Farm	\$ 451	\$ -	\$ 3,220	-86%	\$ 3,124	\$ 2,444	\$ 33,605	-91%
Wagon Rides	\$ -	\$ -	\$ 214	-	\$ -	\$ -	\$ 1,948	-
Livestock/Produce	\$ 4,772	\$ 2,829	\$ 2,017	137%	\$ 21,692	\$ 14,825	\$ 19,695	10%
<b>FARM TOTAL</b>	<b>\$ 5,223</b>	<b>\$ 2,829</b>	<b>\$ 5,451</b>	<b>-4%</b>	<b>\$ 24,816</b>	<b>\$ 17,269</b>	<b>\$ 55,248</b>	<b>-55%</b>
Stony Creek	\$ 74	\$ -	\$ 2,094	-96%	\$ 2,750	\$ 3,681	\$ 10,590	-74%
Eastern Mobile Center	\$ -	\$ -	\$ 917	-	\$ -	\$ 3,013	\$ 7,488	-
Indian Springs	\$ 547	\$ -	\$ 4,167	-87%	\$ 3,181	\$ 4,728	\$ 13,369	-76%
Kens NC	\$ 975	\$ 4	\$ 2,644	-63%	\$ 4,908	\$ 4,000	\$ 13,748	-64%
Kens Farm	\$ 1,009	\$ 784	\$ 4,304	-77%	\$ 20,673	\$ 13,296	\$ 32,723	-37%
Wagon Rides	\$ 203	\$ 300	\$ 1,533	-87%	\$ 353	\$ 3,351	\$ 7,459	-95%
Livestock/Produce	\$ -	\$ 300	\$ 162	-	\$ -	\$ 1,076	\$ 1,583	-
<b>FARM TOTAL</b>	<b>\$ 1,212</b>	<b>\$ 1,384</b>	<b>\$ 5,999</b>	<b>-80%</b>	<b>\$ 21,026</b>	<b>\$ 17,723</b>	<b>\$ 41,764</b>	<b>-50%</b>
Western Mobile Center	\$ -	\$ -	\$ 379	-	\$ -	\$ 4,050	\$ 9,269	-
Hudson Mills	\$ 248	\$ -	\$ 613	-60%	\$ 6,965	\$ 1,562	\$ 6,720	4%
Oakwoods	\$ 170	\$ -	\$ 2,375	-93%	\$ 2,462	\$ 1,763	\$ 9,040	-73%
Lake Erie	\$ 201	\$ -	\$ 1,125	-82%	\$ 1,876	\$ 1,168	\$ 4,457	-58%
Southern Mobile Center	\$ -	\$ -	\$ 1,617	-	\$ -	\$ 6,045	\$ 9,735	-
Totals	\$ 9,132	\$ 4,217	\$ 31,412	-71%	\$ 73,145	\$ 72,083	\$ 199,391	-63%

BREAKDOWN OF ATTENDANCE	ON-SITE Programs and Attendance				OFF-SITE Programs and Attendance			
	CURRENT YEAR		PREVIOUS YEAR		CURRENT YEAR		PREVIOUS YEAR	
	Programs	Attendance	Programs	Attendance	Programs	Attendance	Programs	Attendance
Lake St Clair	8	189	-	-	2	56	-	-
Wolcott Mill	-	-	-	-	-	-	-	-
Wolcott Farm	12	151	-	-	7	200	-	-
Stony Creek	9	61	49	98	-	-	-	-
Eastern Mobile Center					14	796	-	-
Indian Springs	12	218	5	39	-	-	-	-
Kens NC	13	250	-	-	-	-	-	-
Kens Farm	60	1,987	-	-	-	-	-	-
Western Mobile Center					15	325	-	-
Hudson Mills	9	128	-	-	-	-	-	-
Oakwoods	15	178	-	-	7	451	-	-
Lake Erie	11	93	-	-	-	-	-	-
Southern Mobile Center					8	241	-	-
<b>Totals</b>	<b>149</b>	<b>3,255</b>	<b>54</b>	<b>137</b>	<b>53</b>	<b>2,069</b>	<b>-</b>	<b>-</b>

BREAKDOWN OF ATTENDANCE	OTHER VISITORS (Non-programs)	
	Current	Previous
Lake St Clair	15,772	16,230
Wolcott Mill	4,149	1,109
Wolcott Farm	4,203	2,091
Stony Creek	25,000	19,900
Indian Springs	4,053	5,586
Kens NC	33,582	43,317
Kens Farm	23,298	14,259
Hudson Mills	3,500	3,500
Oakwoods	12,910	17,754
Lake Erie	18,440	20,889
<b>Totals</b>	<b>144,907</b>	<b>144,635</b>

"ON-SITE" - Statistics includes both programs offered to the public and programs offered to school and scout groups.

"OFF-SITE" - Statistics includes outreach programs at schools, special events such as local fairs, or outdoor related trade shows.

"OTHER VISITORS" - Represents patrons to interpretive centers who visit to view exhibits, walk trails, and generally just enjoy the outdoors.